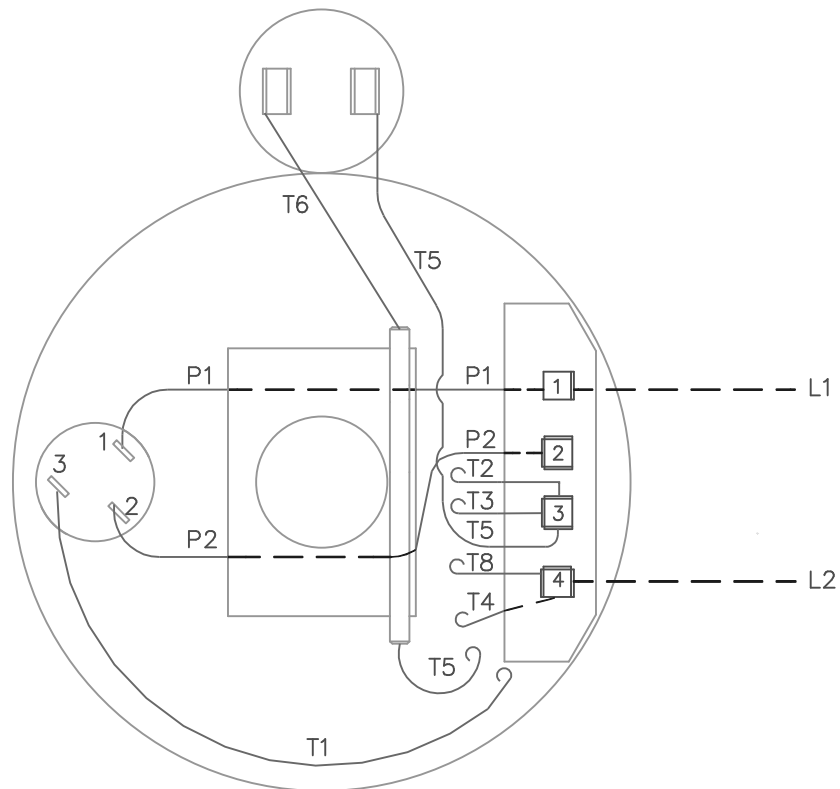
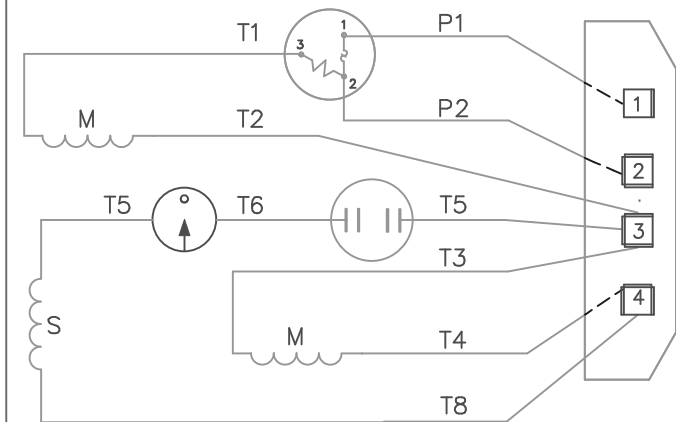
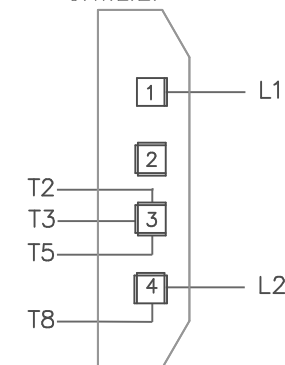
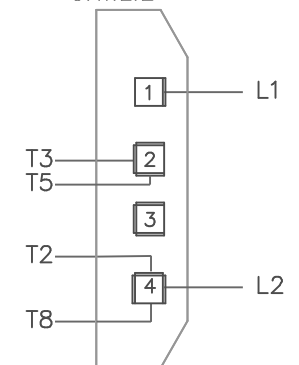


VIEW FROM OUTSIDE OF MOTOR AT SWITCH END.



## LINE LEADS

HIGH VOLTAGE  
C.W.L.E.LOW VOLTAGE  
C.W.L.E.

FOR C.C.W. ROTATION INTERCHANGE T5 AND T8.

				TOLERANCES UNLESS OTHERWISE SPECIFIED		LEESON ELECTRIC CORPORATION			
				DECIMALS					
				.00	± .01	DRAWN DL 11/11/88	TITLE EXTERNAL WIRING DIAGRAM W/BOARD TYPE "C" W/PROTECTOR		
				.000	± .005	CH'K'D. RT 11/17/88			
02	REDRAWN ON CAD	DBT	06/04/97	.0000	± .0005	APPR. TEM 11/18/88	MAT'L. C.C.W. DECAL – 004098 C.W. DECAL – 080074		
NO.	REVISION	BY	DATE	FRACTIONS	± 1/64	SCALE 1=1			
THIS DRAWING IN DESIGN AND DETAIL IS OUR PROPERTY AND MUST NOT BE USED EXCEPT IN CONNECTION WITH OUR WORK ALL RIGHTS OF DESIGN AND INVENTION ARE RESERVED				ANGLES	± 1/2°	REF. 0005262	FINISH	SIZE A	DRAWING NO. 005049-06
				INCH/MM		FMF 4C17DH92			

BRF