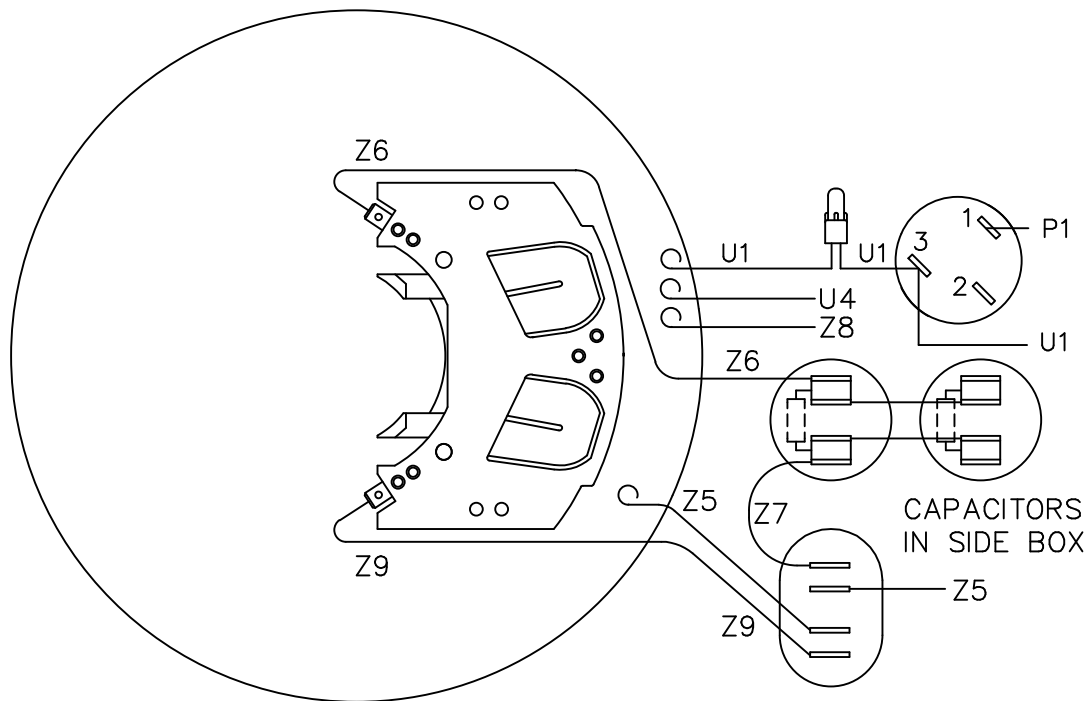
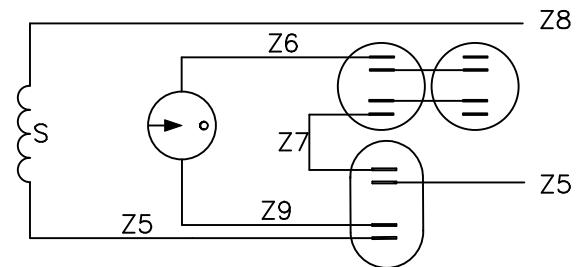
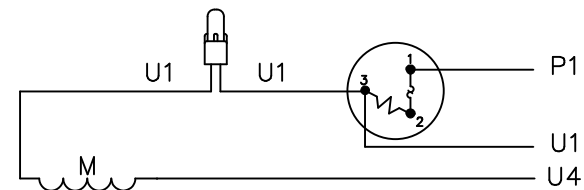


LINE LEADS



CAUTION:
LEAD WIRE INSULATION TO
EXTEND MIN. OF 1/4" INTO
CONNECTOR INSULATION

VIEW FROM OUTSIDE OF
MOTOR AT SWITCH END

ROTATION FACING LEAD END	L1	L2	JOIN & INSULATE
C.C.W.	P1	U4,U5	U1,Z8
C.W.	P1	U4,U8	U1,Z5

TOLERANCES
UNLESS SPECIFIED

DEC. INCHES

.X ±.1

.XX ±.01

.XXX ±.005

.XXXX ±.0005

ANG ±1/2"



ELECTRIC MOTORS
GEARMOTORS
AND DRIVES

DRAWN RDW 10/18/02

CHK

APPD

SCALE 1=2

REF 005423-01

FMF 140475

PREV

TITLE
EXTERNAL WIRING DIAGRAM
TYPE "K" WITH PROTECTOR

MAT'L. DECAL 080682

NO.	REVISION	BY & DATE	CHK	ANG	FINISH
-----	----------	-----------	-----	-----	--------

RFP 10/18/02

CAD FILE 00542303

SIZE DRAWING NO.

A 005423-03

REV.

DIST

THIS DRAWING IN DESIGN AND DETAIL IS OUR PROPERTY AND MUST NOT BE USED EXCEPT
IN CONNECTION WITH OUR WORK ALL RIGHTS OF DESIGN AND INVENTION ARE RESERVED
THIS IS AN ELECTRONICALLY GENERATED DOCUMENT - DO NOT SCALE THIS PRINT