

711FX3-HV

700 SERIES
Fully Managed Switch



PRODUCT FEATURES

- Eight 10/100BaseTX RJ-45 Ports
- Three 100BaseFX Ports, ST or SC Style
- -40°C to 70°C Operating Temperature
- Onboard Temperature Sensor
- ESD and Surge Protection Diodes on all Ports
- Auto Sensing 10/100BaseTX, Duplex, and MDIX
- Store-and-Forward Technology
- Rugged DIN-Rail Enclosure
- Redundant Power Inputs (43-300 VDC)
- Configurable Bi-Color Fault Status LED

FULLY MANAGED FEATURES:

- SNMP v1, v2, v3 and Web Browser Management
- Configuration Backup via Optional SD Card
- Detailed Ring Map and Fault Location Charting
- N-Ring™ Technology with ~30ms Healing
- N-Link™ Redundant N-Ring Coupling
- RSTP 802.1d, 802.1w, 802.1D
- N-View™ OPC Monitoring
- IGMP Auto Configuration
- 802.1Q tag VLAN and Port VLAN
- 802.1p QoS, Port QoS, and DSCP
- EtherNet/IP™ CIP Messaging
- LLDP (Link Layer Discovery Protocol)
- Trunking
- Port Mirroring
- DHCP Server, Option 82 relay, Option 61, IP Fallback
- Local Port IP Addressing
- Port Security—MAC Address Based

BUILT FOR EXTREME CONDITIONS

The rugged N-Tron® 711FX3-HV compact, fully managed industrial Ethernet switch offers a powerful combination of eight 10/100BaseTX copper ports and three 100Base fiber ports, as well as a hardened metal enclosure for maximum durability. It is ideally suited for use in industrial applications such as factory floor control networks, utilities, rail, intelligent traffic control and transportation, wind turbines, wastewater treatment facilities, and other extreme networking environments that demand high reliability, superior noise immunity, ultimate ruggedness, and support for extended distances.

REMOTE MONITORING OPTIONS

Web browser and N-View OPC (OLE for process control) server software provides configuration and monitoring capability. N-View software easily combines with HMI software to monitor network traffic, alarms and trends. SNMP is also available for switch link and status monitoring. Status LEDs are configurable to indicate power failure and N-Ring status.

N-RING TECHNOLOGY

N-Ring technology provides expanded ring capacity, detailed fault diagnostics, and fast 30ms healing time. The ring manager validates the integrity of the ring using health check packets and quickly converts the ring to a linear topology within ~30ms when an error is detected. The health status of a ring comprised of all N-Tron fully managed switches may be monitored. A detailed ring map and fault location chart may be accessed by the ring manager's web browser or the OPC server. N-Link allows the linking of two N-Rings. Up to 250 fully managed N-Tron switches are supported in an N-Ring topology.

INDUSTRIAL SPECIFICATIONS

High MTBF, extended shock and vibration specifications, wide operating temperature range and redundant power inputs are standard features.

EASE OF USE

N-Tron's auto sensing capabilities allow all 10/100BaseTX ports to automatically negotiate maximum speed and performance. By default, advanced processing enables simultaneous full wire speed functionality on all ports. If, however, the application requires hard-coded values, the process can be easily handled through the user interface.

711FX3-HV

SPECIFICATIONS

Switch Properties

Number of MAC Addresses: 8000
Aging Time: Programmable
Latency (typical): 2.6 μ s
Switching Method: Store-and-Forward

Case Dimensions

Height: 4.3" (10.8 cm)
Width: 3.2" (8.2 cm)
Depth: 4.6" (11.7 cm)
Weight (max): 1.6 lbs (0.73 kg)
DIN-Rail Mount: 35mm

Electrical

Redundant Input Voltage: 43-300 VDC (Regulated)
Input Current (max) 105 mA @ 124 VDC
BTU/hr: 45 @ 124 VDC
N-TRON Power Supply: NTPS-48-2 (48V @ 2 amp)

Environmental

Operating Temperature: -40°C to 70°C
Storage Temperature: -40°C to 85°C
Operating Humidity: 5% to 95% (Non Condensing)
Operating Altitude: 0 to 10,000 ft.

Shock and Vibration (Bulkhead Mounted)

Shock: 50g @ 10ms
Vibration/Seismic: 30g, 10-200Hz, Triaxial

Reliability

MTBF: >2 million hours

Network Media

10BaseT: \geq Cat3 cable
100BaseTX: \geq Cat5 cable

Connectors

10/100BaseTX: Eight (8) RJ-45 Copper Ports
100BaseFX: Three (3) 100BaseFX Port, ST or SC Style

Recommended Wiring Clearance

Top: 1" (2.6 cm)
Front: 2" (5.1 cm)

Fiber Transceiver Characteristics

Fiber Length	2km*	15km**	40km**	80km**
TX Power Min	-19dBm	-15dBm	-5dBm	-5dBm
RX Sensitivity Max	-31dBm	-31dBm	-34dBm	-34dBm
Wavelength	1310nm	1310nm	1310nm	1550nm

* Multimode Fiber Optic Cable
** Singlemode Fiber Optic Cable

Regulatory Certifications

EMI, Immunity and Environmental
IEC 61850-3 Electric Utility Substations
IEEE 1613 Electric Utility Substations

Product Safety

TUV/GS EN 60950-1

Emissions

FCC Title 47, Part 15, Radio Frequency Devices, Subpart B (Class B)
ANSI C63.4-2003
Industry Canada ICES-003 (Class B)
EN 61000-6-4 (Class B)

Immunity

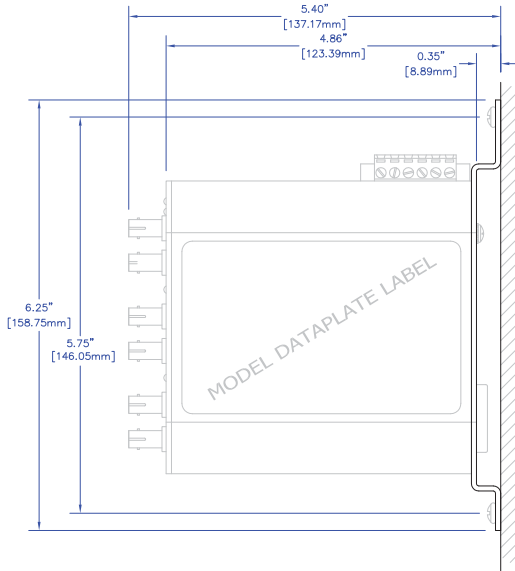
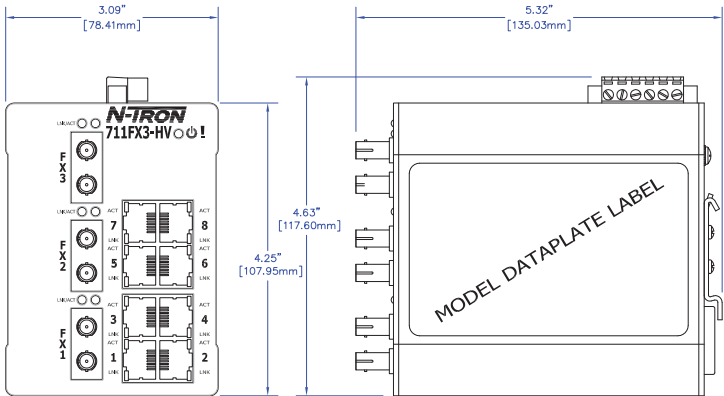
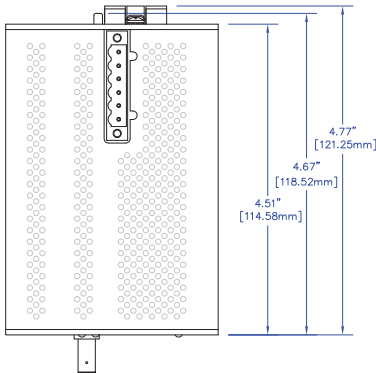
EN 61000-6-2
IEC 61000-4-2 (ESD)
IEC 61000-4-3 (RFAM)
IEC 61000-4-4 (EFT)
IEC 61000-4-5 (SURGE)
IEC 61000-4-6 (RFCM)
IEC 61000-4-8 (PFMF)

Other

NEMA TS 2 Traffic Control Equipment
GOST-R

Further information regarding this product's regulatory conformity can be found on the N-Tron website at www.n-tron.com/regulatory





OPTIONAL COMPACT PANEL MOUNT ASSY.
(P/N: CPMA-2)

711FX3-HV

ORDERING INFORMATION

PART NUMBER	DESCRIPTION
711FX3-XX-YY-HV	11-Port (8 10/100BaseTX, 3 100BaseFX Fiber Ports, Multimode) Fully Managed Industrial Ethernet Switch, DIN-Rail
711FXE3-XX-YY-HV	11-Port (8 10/100BaseTX, 3 100BaseFX Fiber Ports, Singlemode) Fully Managed Industrial Ethernet Switch, DIN-Rail
NTCD128.....	Optional configuration card for backup/restore
NTPS-48-2.....	N-Tron Power Supply - (48V @ 2 amp), DIN-Rail mounting
CPMA-2.....	Compact panel mount (factory installed option only)
URMK.....	Universal rack mount kit

Where: E = Singlemode
XX = ST for ST style fiber connector, SC for SC style fiber connector
YY = Segment length:
15 for 15km max. fiber segment length
40 for 40km max. fiber segment length
80 for 80km max. fiber segment length

please visit us worldwide at www.n-tron.com

© 2012 N-TRON Corporation. N-Tron and the N-Tron logo are trademarks of N-TRON, Corporation. Product names mentioned herein are for identification purposes only and may be trademarks and/or registered trademarks of their respective company. The responsibility for the use and application of N-Tron products rests with the end user. N-Tron makes no warranties as to the fitness or suitability of any N-Tron product for any specific application. N-Tron Corporation shall not be liable for any damage resulting from the installation, use, or misuse of this product. Specifications subject to change without notice. REV 2012.05.01

QUALITY MANAGEMENT SYSTEM
CERTIFIED BY DNV
ISO 9001:2008