

Breakers and Switches

Enclosed switches – eOT
Enclosed disconnect switches
Manual motor controllers

The next generation of enclosed switches



General information

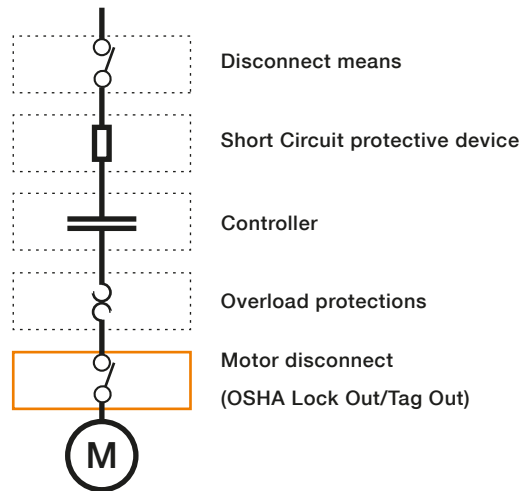
The eOT series of enclosed manual motor controllers are rotary operated, 3 pole, 600V Hp rated switches, housed in thermoplastic/polycarbonate or sheet steel enclosures. They are suitable for wet and corrosive environments.

Plastic enclosed manual motor controllers

- UL/NEMA 3R/12 and NEMA 4X versions
- Standard black handle, selector or pistol type

Steel sheet enclosed switches

- UL/NEMA 3R/12 versions
- Standard black handle, selector or pistol type




eOT products are properly installed on the load side of a branch circuit protective device and are suitable for use as motor disconnects as illustrated in Figure.

Cutting edge design and technology. eOT ensures reliable switching time after time.

Outstanding features

- cUL approval, UL508 Listed, UL98
- Suitable as motor disconnect
- Horsepower rated
- Touch safe construction
- Positive operation
- Clear position indication
- Self lifting tunnel terminals
- Extremely compact size
- Accessories
 - 4th power pole
 - Snap-on auxiliary contacts



Clean and simple installation

Plastic enclosures have conduit knock-outs provided on the top and bottom of the enclosure.

Plastic enclosures have a metallic base plate that electrically bonds together all conduit hubs installed in the top and bottom of the enclosure - additional conduit bonding jumpers are not required.

Plastic enclosure installs flush on mounting surface, reducing the accumulation of dirt behind the enclosure.

Sealed enclosure cover is water tight, suitable for hose-down environments (Type 4X version only).

Technical data

Enclosed switches

Technical data			eOT16	eOT32	eOT45	eOT63
Approvals		3pole	UL508	UL508	UL508	UL508
UL Amperage Rating			16	40	60	80
Max Horsepower rating	Three Phase					
	200V-208V	HP	3	10	15	20
	240V	HP	6	10	15	20
	480V	HP	10	20	30	40
	600V	HP	10	25	30	40
	Single Phase					
	120V	HP	1	2	2	2
	240V	HP	2	5	7.5	10
Interrupting Capacity (SCCR) with fuse	Fuse Type CC	kA	10/-	10/-	-/-	-/-
	Fuse Type J	kA	10/10	10/10	100/-	100/-
	Fuse Type T	kA	10/10	10/10	100/-	100/-
	Fuse Type RK1	kA	10/-	10/-	-/-	-/-
	Fuse Type RK5	kA	5/5	5/5	10/5	10/5
	Fuse Type L	kA	-/-	-/-	-/-	-/-
	Fuse Type H	kA	-/-	-/-	-/5	-/5
Maximum Fuse Size		A	30/60 ¹⁾	30/60 ¹⁾	100/150	100/150
Endurances	Min. electrical endurance power factor					
	0.75...0.8	op. cycles	6000	6000	6000	6000
	0.40...0.50	op. cycles	1000	1000	1000	1000
	Mechanical endurance	operations	20000	20000	20000	20000
Switch operating torque		lbs. in.	8.8	8.8	10.5	10.5
		Nm	1	1	1.2	1.2
Knock-outs	Plastic enclosure	Ends	4×1/2" or 4×3/4"	4×1/2" or 4×3/4"	4×3/4" or 4×1"	4×1" or 4×1 1/4"
Terminal Lug Kits			Not required	Not required	Not required	Not required
	Wire Range	AWG	#18-8	#18-8	#14-4	#14-4
		mm ²	0.75-6	0.75-6	2.5-16	2.5-16
	Wire Tightening Torque	lbs. in.	7	7	18	18
		Nm	0.8	0.8	2.0	2.0
Lug Mounting	lbs. in.	Integral	Integral	Integral	Integral	
Auxiliary Contacts						
Suitable auxiliary contacts	Plastic enclosure		0A1G_ or 0A2G11	0A1G_ or 0A2G11	0A1G_ or 0A2G11	0A1G_ or 0A2G11
	Metallic enclosure		0A1G_	0A1G_	0A1G_	0A1G_
NEMA ratings, AC			AC600	AC600	AC600	AC600
	AC rated voltage	VAC	600	600	600	600
	AC rated thermal current	A	10	10	10	10
	AC maximum volt-ampere making	VAC	7200	7200	7200	7200
	AC maximum volt-ampere breaking	VAC	720	720	720	720
NEMA ratings, DC			R300	R300	R300	R300
	DC rated voltage	VDC	300	300	300	300
	DC thermal rated current	A	1	1	1	1
	DC maximum make-break	VA	28	28	28	28
Torque: wire tightening		lbs. in.	7	7	7	7
		Nm	0.8	0.8	0.8	0.8
Wire Range		AWG	#18-14	#18-14	#18-14	#18-14
		mm ²	0.75 - 2.5	0.75 - 2.5	0.75 - 2.5	0.75 - 2.5

¹⁾ Fuse size 70A for RK5

Ordering information

Enclosed manual motor controllers



EOT16/32_-S



EOT45_-S



EOT63_-P



EOT16/32_-P



EOT32U3M3-S



EOT45/63U3M3-P

Plastic enclosed 3-pole manual motor controllers

Amp rating [A]	Handle type	Handle color	Auxiliary* contacts	Catalog number	Order number	Weight/unit [kg]
UL/NEMA 3R, 12						
16	Selector	Black	-	EOT16U3P3-S	1SCA022792R2700	0.55
40	Selector	Black	-	EOT32U3P3-S	1SCA022793R3060	0.55
60	Selector	Black	-	EOT45U3P3-S	1SCA103984R1001	1.10
80	Pistol	Black	-	EOT63U3P3-P	1SCA103999R1001	2.11
UL/NEMA 4X						
16	Pistol	Black	-	EOT16U3P4-P	1SCA022793R4030	0.62
40	Pistol	Black	-	EOT32U3P4-P	1SCA022793R3810	0.62

* Types with auxiliary contacts available on request

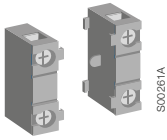
Sheet steel enclosed 3-pole manual motor controllers

Amp rating [A]	Handle type	Handle color	Auxiliary* contacts	Catalog number	Order number	Weight/unit [kg]
UL/NEMA 3R, 12						
40	Selector	Black	-	EOT32U3M3-S	1SCA022823R7440	2.1
60	Pistol	Black	-	EOT45U3M3-P	1SCA022823R8840	2.8
80	Pistol	Black	-	EOT63U3M3-P	1SCA022823R9060	2.8

* Types with auxiliary contacts available on request

Ordering information

Accessories

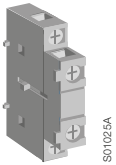


OA1G

Auxiliary contacts

Contact numbering according to EN 50013. AC thermal amp rating 10 A and AC rated voltage 600 V. IP20 touch safe. The catalog numbers are for one piece. **Maximum number of auxiliary contacts:** 2NO+2NC, if fourth pole installed: 1NO+2NC. OA2G11 suitable only for plastic enclosed disconnect switches, not mountable on same side as the fourth pole.

Function	Mounting to the side of the switch	Catalog number	Order number	Weight/unit [kg]
1NC	left	OA1G01	1SCA022353R4890	0.03
1NO	right	OA1G10	1SCA022353R4970	0.03
1NO+1NC	right	OA2G11	1SCA022379R8100	0.03

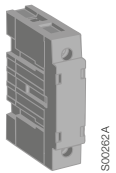


OA2G

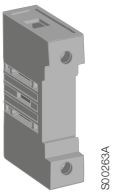
Fourth poles

Mountable on the side of the switch. Only one additional pole per switch. AC rated voltage 600 V. IP20 touch safe. The catalog numbers are for one piece.

Suitable for switches	AC thermal amp rating [A]	Catalog number	Order number	Weight/unit [kg]
Simultaneous function with the main contacts				
EOT16, EOT32	40	OTPS40FPN2	1SCA105000R1001	0.03
EOT45, EOT63	80	OTPS80FP	1SCA105461R1001	0.06
Late-break and early-make				
EOT16, EOT32	40	OTPL40FP	1SCA105717R1001	0.03
EOT45, EOT63	80	OTPL80FP	1SCA105452R1001	0.06
Solid neutral pole				
EOT16, EOT32	40	OTPN40FP	1SCA104997R1001	0.03
EOT45, EOT63	80	OTPN80FP	1SCA105457R1001	0.06



OTP_40_



OTP_80_

Ordering information

Accessories



OHBS2AJ



OHBS2AJ

Handles

Selector type handles

NEMA 1, 3R, 12 (IP65), handles, padlockable with maximum 3 padlocks with bail diameter 0.20...0.32" (5...8 mm), door interlock in ON-position, defeatable. Indication I-O and ON-OFF.

Color	Catalog number	Order number	Weight/ unit [kg]
For shaft diameter 0.24 × 0.24" (6 mm).			
Black	OHBS2AJ	1SCA105213R1001	

Pistol type handles, plastic

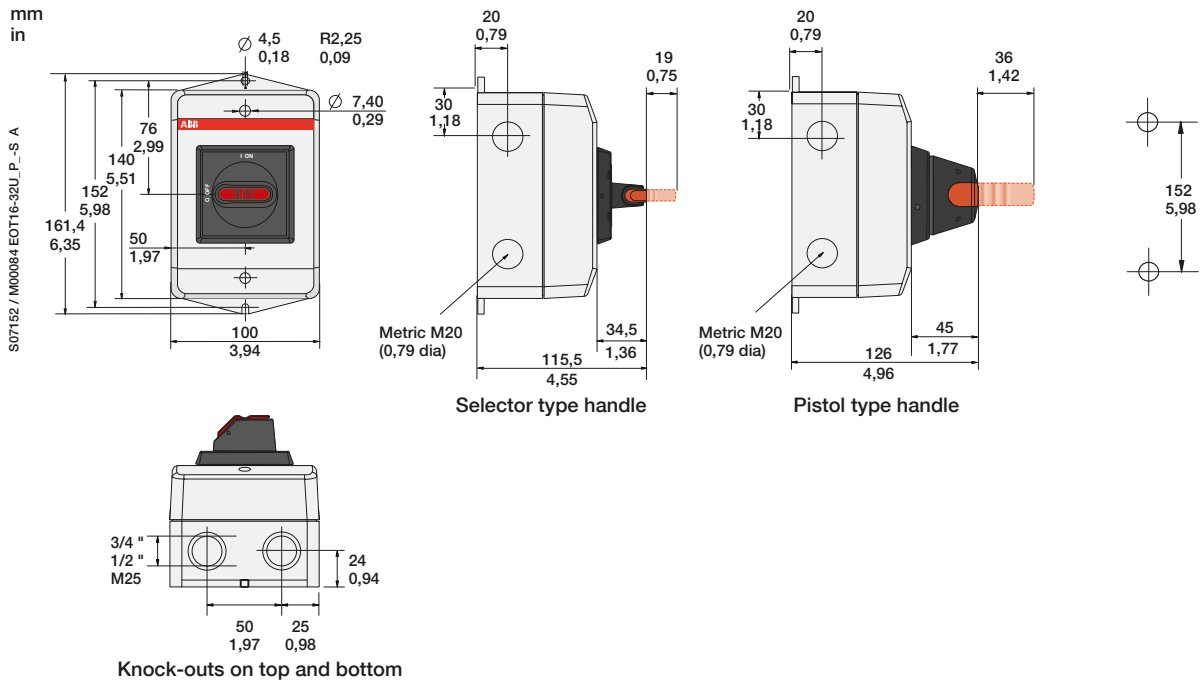
NEMA 1,3R, 12, 4, 4X (IP65) handles, padlockable with maximum 3 padlocks with bail diameter 0.20...0.39" (5...10 mm) in OFF-position, door interlock in ON-position. Screw fixing from the back side of the handle. No screws on the front ensures double insulation. Indication I-O, ON-OFF.

Color	Handle length [in/mm]	Catalog number	Order number	Weight/ unit [kg]
Black	2.6/65	OHBS2AJ	1SCA022580R9650	0.12

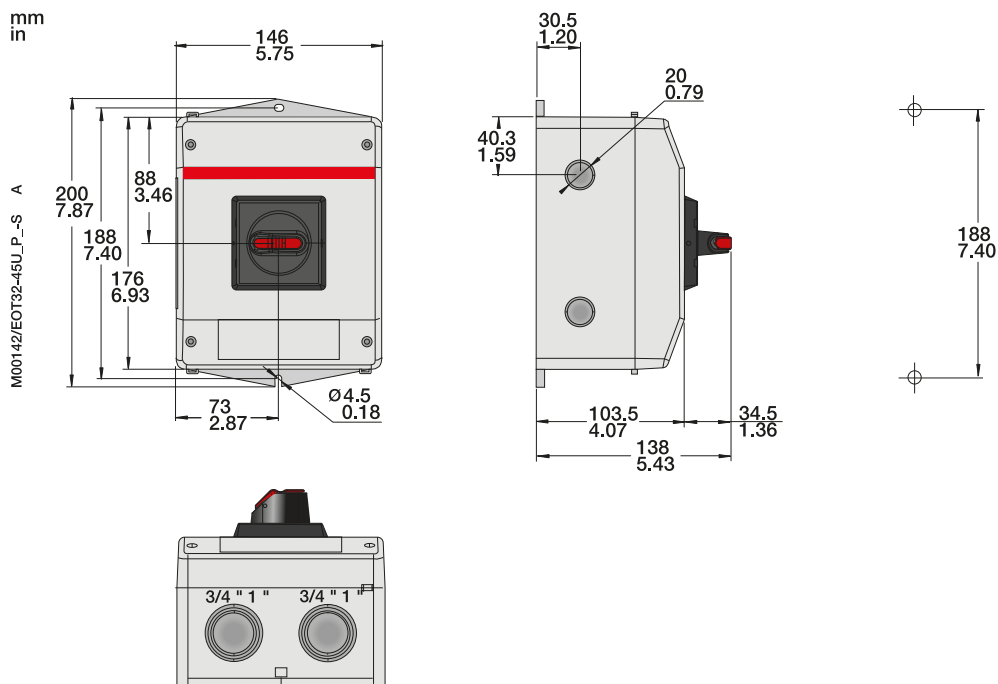
Dimension drawings

Plastic enclosed manual motor controllers

eOT16_-S/P, eOT32_-S/P



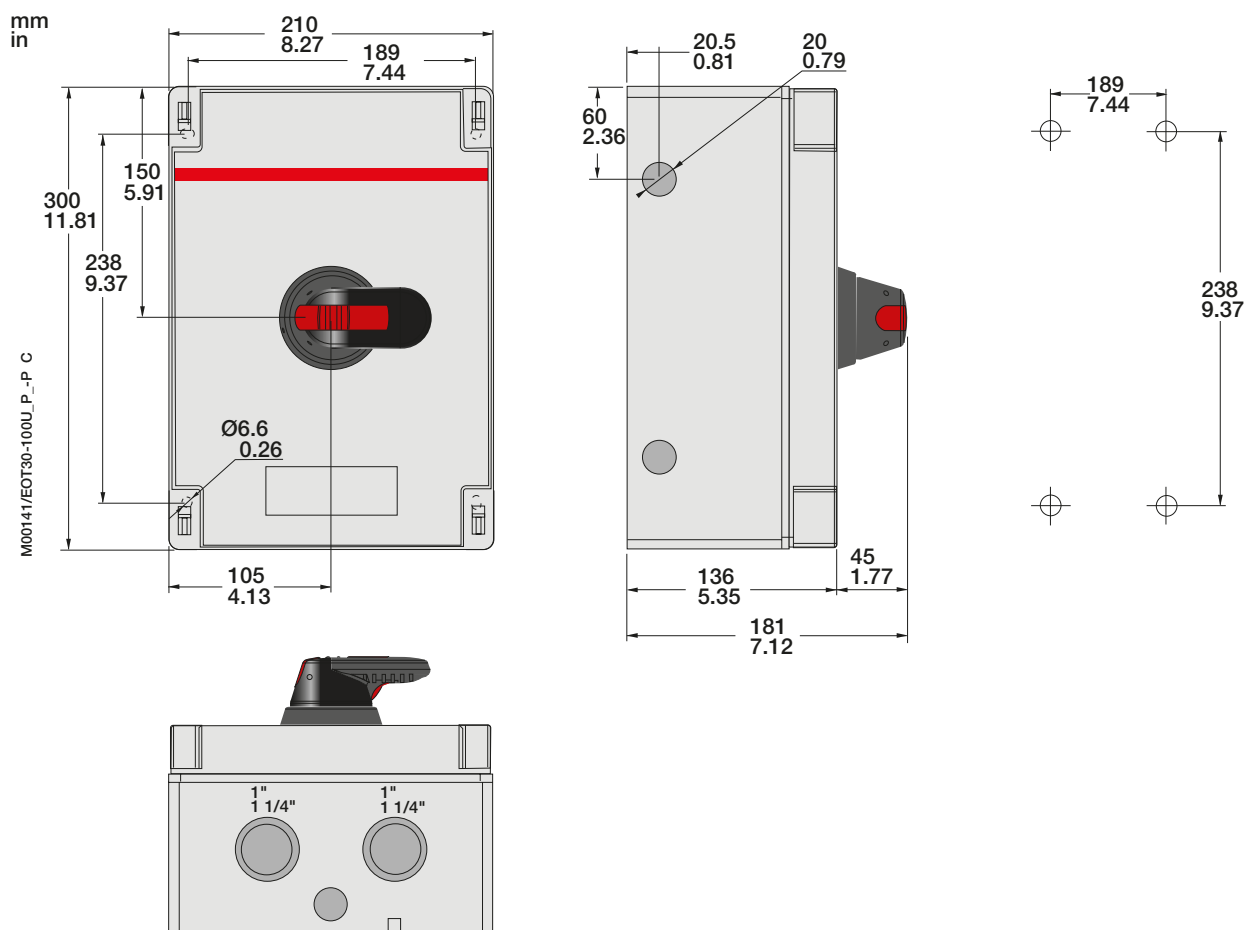
eOT45_-S



Dimension drawings

Plastic enclosed manual motor controllers

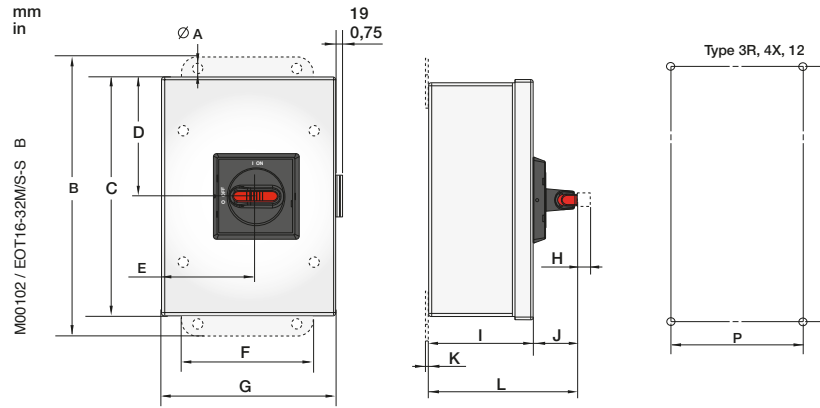
eOT63_-P



Dimension drawings

Sheet steel and stainless steel enclosed manual motor controllers

eOT32_S

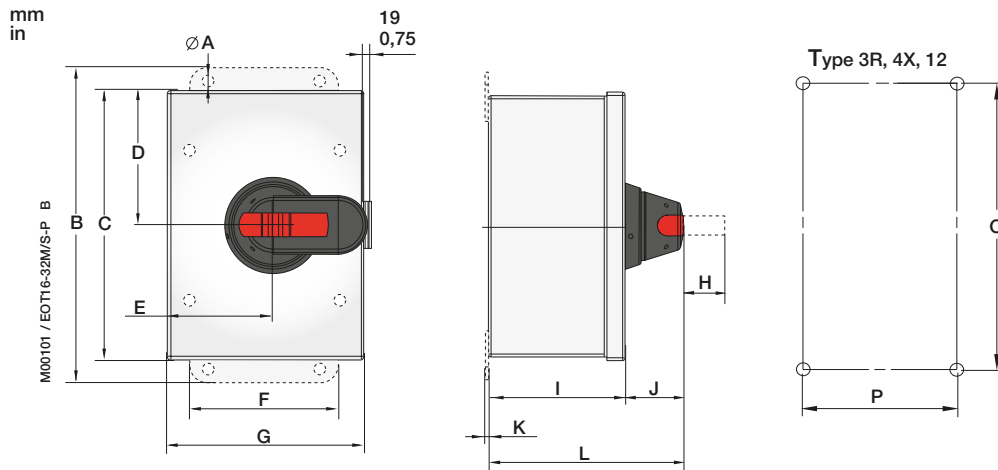


eOT32

Dimension [mm/in]

A	B	C	D	E	F	G	H	I	J	K	L	M	N	O	P
7,9/0,31	215,9/8,50	183,4/7,22	91,7/3,61	73,7/2,90	101,6/4,00	134,1/5,28	19,0/0,75	83,3/3,28	35,5/1,36	2,8/0,11	117,9/4,64	101,6/4,0	101,6/4,0	196,9/7,75	76,2/3,00

eOT45/63_-P



eOT45-63

Dimension [mm/in]

Handle code	A	B	C	D	E	F	G	H	I	J	K	L	M	N	O	P
-P	7,9/0,31	241,3/9,50	208,8/8,22	104,4/4,11	86,1/3,39	127,0/5,00	159,5/6,28	36,0/1,42	108,7/4,28	45,0/1,77	2,8/0,11	153,7/6,05	127,0/5,0	127,0/5,0	222,3/8,75	101,6/4,00
-M	7,9/0,31	241,3/9,50	208,8/8,22	104,4/4,11	86,1/3,39	127,0/5,00	159,5/6,28	36,0/1,42	108,7/4,28	52,0/2,05	2,8/0,11	160,7/6,32	127,0/5,0	127,0/5,0	222,3/8,75	101,6/4,00

Contact us

ABB Oy

Breakers and Switches

P.O. Box 622

FI-65101 Vaasa, Finland

Phone: +358 10 22 11

Fax: +358 10 22 45708

E-Mail: firstname.surname@fi.abb.com

www.abb.com

You can find the address of your local sales organisation on the ABB homepage:

www.abb.com/contacts

> Low Voltage Products and Systems

Note: We reserve the right to make technical changes or modify the contents of this document without prior notice. With regard to purchase orders, the agreed particulars shall prevail. ABB AG does not accept any responsibility whatsoever for potential errors or possible lack of information in this document.

We reserve all rights in this document and in the subject matter and illustrations contained therein. Any reproduction, disclosure to third parties or utilization of its contents – in whole or in parts – is forbidden without prior written consent of ABB AG.

Copyright © 2014 ABB

All rights reserved