

# AIIS-3400P (PoE) AIIS-3400U (USB 3.0)

Compact Vision System, Supports  
Intel® 6th generation Core i CPU, 4-CH  
Camera Interface for GigE PoE or USB 3.0



## Features

- Intel® 6th generation Core i CPU (LGA1151)
- AIIS-3400P: 4-CH GbE PoE (Power over Ethernet)
  - Powered device auto detection and classification
  - IEEE 802.3af compliant, supports IEEE 1588
  - Compatible with GigE cameras
- AIIS-3400U: 4-CH USB 3.0 with dedicated controller
  - Maximize the USB3.0 bandwidth for multi-cameras
  - Compatible with USB 3.0 cameras
- Compact & thoughtful design
  - Volume less than 3 Liter
  - Isolated Digital I/O
  - Internal USB 2.0 connector

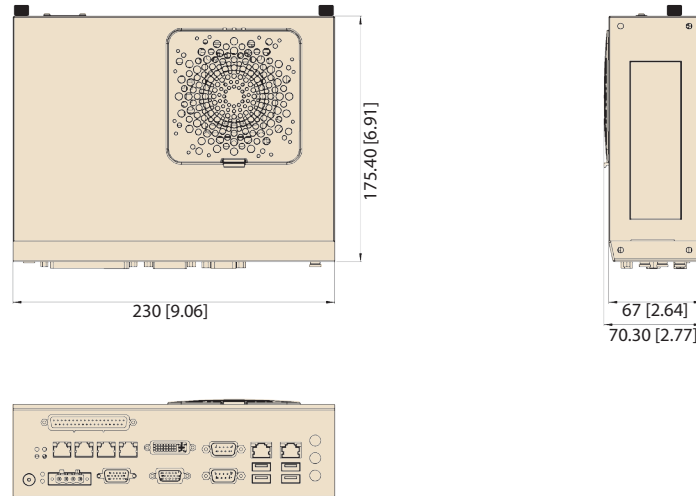
## Specifications

Processor System	CPU	i7-6700	i7-6700TE	i5-6500	i5-6500TE	i3-6100	i3-6100TE	G4400	G4400TE	G3900	G3900TE	
	Core	4	4	4	4	2	2	2	2	2	2	
	Base Frequency	3.4 GHz	2.4 GHz	3.2 GHz	2.3 GHz	3.7 GHz	2.7 GHz	3.3 GHz	2.9 GHz	2.8 GHz	2.6 GHz	
	L3 Cache	8 MB	8 MB	6 MB	6 MB	4 MB	4 MB	3 MB	3 MB	2 MB	2 MB	
	Chipset	H110										
Memory	BIOS	AMI 128Mb SPI Flash										
	Technology	Dual Channel DDR4 1866/2133 MHz (non-ECC)										
	Max. Capacity	32 GB (16 GB per DIMM)										
Graphics	Socket	260-pin SO-DIMM x 2										
	Chipset Integrated	Integrated Intel HD Graphics										
Ethernet	Interface	10/100/1000 Mbps										
	Controller	LAN1: Intel i219LM, LAN2: Intel i210AT (Both support Wake on LAN)										
Camera Interface PoE (AIIS-3400P)	Controller	CH1 ~ CH4: Intel i210										
	Compliant	IEEE 802.3af										
	Power Output	15W per channel / 30W for 1 & 2 channel (Note: selected by BIOS)										
Camera Interface USB 3.0 (AIIS-3400U)	Controller	CH1 ~ CH4: µPD720202										
	Compliant	USB 3.0										
	Power Output	4.5W per Channel										
Storage	Internal 2.5" HDD Bay	1 (max. 9.5 mm height)										
	CFast	1										
Front I/O	Display	VGA + DVI-D										
	USB	4 USB3.0										
	Serial	2 (RS-232/422/485, via BIOS setting ; RS-485 support auto-flow control)										
	Isolated DIO (Default)	4 DI and 4 DO Channels										
	Isolated DIO (Optional)	AIIS-E730-AE (16-CH DI, 16-CH DO) High output driving capacity (500 mA max./channel) Interrupt capable for all 16 DI channel Supports 3-30 V <sub>DC</sub> isolated input channel Dry/Wet contact support High-voltage isolation on output channels (2,500 V <sub>DC</sub> )										
Internal Connector	USB	1 USB 2.0 connector										
Watchdog Timer	Output	System reset										
	Interval	Programmable 1 ~ 255 sec/min										
Power Requirement	Power Type	ATX/AT										
	Power Input Voltage	19 V <sub>DC</sub> ~ 24 V <sub>DC</sub> (± 10%)										
	Minimum Power Input	DC 19-24V @ 8-6.3A										
Cooling	Power Adapter	AC to DC, DC24V/9.16A, 220W (Optional)										
	System Fan	1 (6cm / 27.7 CFM)										
Miscellaneous	LED Indicators	Power, HDD, temperature										
	Control	Power on/off switch										
Environment	Temperature	Operating 0 ~ 45 °C (32 ~ 113 °F)*							Non-operating -40 ~ 70 °C (-40 ~ 158 °F)			
	Humidity	10 ~ 95% @ 40 °C, non-condensing							10 ~ 95% @ 60 °C, non-condensing			
	Vibration	0.5Grms, random, 5-500Hz, 3 axes, 1 hr/axis							2G, sine wave, 5-500Hz, 3 axes, 1 hr/axis			
	Shock	10G, half sine wave, 11 ms duration										
Physical Characteristics	Dimension (W x H x D)	230 x 70 x 175 mm (9.06" x 2.76" x 6.89")										
	Weight	1.8 kg (3.97 lb) (w/o CPU cooler)										

\* Depend on CPU



# AIIS-3400P (PoE) AIIS-3400U (USB 3.0)

## Dimensions



Unit: mm [inch]

## Front View



## Ordering Information

Part Number	Camera Interface	Display	USB 3.0	Isolated DIO	COM 232/422/485
AIIS-3400P-00A1E	4-CH GigE PoE	VGA+DVI-D	4	8-CH	2
AIIS-3400U-00A1E	4-CH USB 3.0	VGA+DVI-D	4	8-CH	2

## Packing List

Items	Part Number	Quantity
Bare System	AIIS-3400	1
Startup manual (EN/CN)	2001340000	1
Startup manual (TC)	2001340010	1
Driver CD	2061340000	1
Wallmount Bracket	1960014487T006	2
Rubber Foot	1990006571S000	4
CPU Cooler	1960060620N001	1
4-pin Phoenix DC power connector	1652003234	1
2-pin Phoenix DC power connector	1652002205	1

## Optional Accessories

Part Number	Description
98R2124000E	DIN-Rail Bracket
96PSA-A220W24P4-1	220Watt DC24 Adapter
1702002600	Power cord 3-pin UL/CSA (USA) 125 V 10A 1.83 M 180D
1700022940-01	Power cord PSE 7A 125 V 3P 3 m DAC-ST01
1702002605	Power cord 2P (France) 10A/16A 220 V 1.83 M 90D
1700023217-01	8-CH DIO Cable for Wiring Board
ADAM-3925-AE	8-CH DIO DB-25 Wiring Terminal, DIN-rail Mount
AIIS-DIO32-00A1E	Isolated DIO module, 32-CH, 9-pin USB interface
AIIS-E730-AE	Isolated DIO module, 32-CH, MIO with PCIe1 interface
PCL-10137-1E	32-CH DIO Cable 1M for Wiring Terminal
ADAM-3937-BE	32-CH DIO DB-37 Wiring Terminal, DIN-rail Mount

Note: If there is no 19~24V<sub>DC</sub> source in your facility, this adapter is required to power on the system