

UNOP-1000I/1000J/1901

Expansion Card for Standard Interface and Kit for 2nd HDD installation for UNO-4673A/4683

Overview

UNOP-1000 equips standard expansion interfaces:

- UNOP-1000I : PCI and PCI-mini card
 - UNOP-1000J : PCI-104 and PCIe-mini card
- UNOP-1901 is a kit for customers to install a second HDD in UNO-4673A/4683.

Note: The UNO-4673A/4683 only provides PCIe resources on Slot1, that means the PCIe-mini card slot only works in Slot 1 of the UNO-4673A/4683.

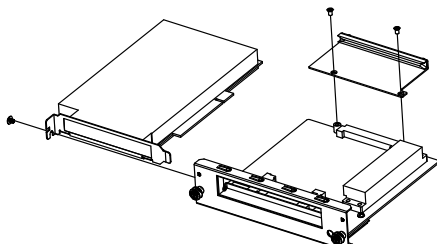
Note: Before installing 3rd party plug-in cards, refer to UNO-4673A/4683 user manual for total thermal/power consumption information.

Note : The UNO-4673A & 4683 provide two sets of SATA resources, but only provide one HDD/SDD bay in the main unit, customer can use the UNOP-1901 to install a second HDD/SDD.

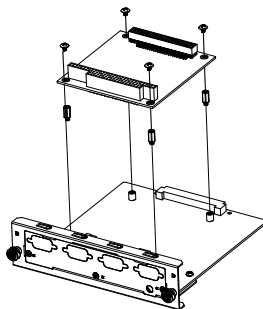
Installation

Follow the exploded diagrams below for plug-in card installation and HDD/SSD installation:

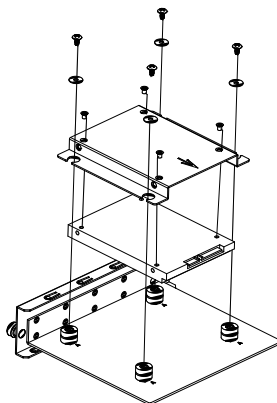
- UNOP-1000I



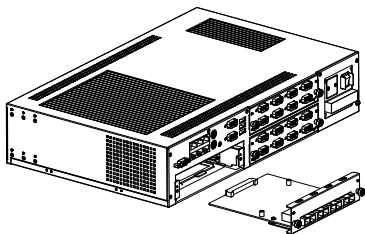
- UNOP-1000J



- UNOP-1901



Diagram



Notes

For more information on this and other Advantech products, please visit our websites at:

<http://www.advantech.com>

<http://www.advantech.com/eAutomation>

For technical support and service:

<http://www.advantech.com.tw/eservice>

This manual is for UNOP-1000I/1000J/1901

Part No: 2003T10000

1st Edition

November 2011