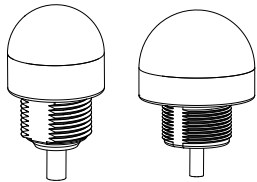


EZ-LIGHT® K30L and K50L Hazardous Area (Ex mb) Indicators



- For use in hazardous areas
- ATEX, CSA c/us, and IECEx certifications
- Fully sealed and rated to IP67/IP69K
- 1-, 2-, or 3-color models available; 5 available colors

Models

Example:	Family	Type	Color 1	Color 2	Color 3	Input
	K50L	M	G	R	Y	P
	K30L K50L	M = Ex mb	G = Green R = Red Y = Yellow B = Blue W = White X = No color			P = PNP

K30L Models	K50L Models	Connection	LED Function	Input
K30LMGXXP	K50LMGXXP	2 m (6.5 ft) PVC integral cable	1 Color: Green	PNP
K30LMYXXP	K50LMYXXP		1 Color: Yellow	
K30LMRXXP	K50LMRXXP		1 Color: Red	
K30LMBXXP	K50LMBXXP		1 Color: Blue	
K30LMWXXP	K50LMWXXP		1 Color: White	
K30LMGRXP	K50LMGRXP		2 Color: Green, Red	
K30LMGYXP	K50LMGYXP		2 Color: Green, Yellow	
K30LMGYXP	K50LMGYXP		2 Color: Red, Yellow	
K30LMGRYP	K50LMGRYP		3 Color: Green, Red, Yellow	

General Notes

1. The dust rating of enclosures/panels may be invalidated by the installation of the EZ-LIGHT(s). The installation of the EZ-LIGHT(s) in a particular enclosure/panel is subject to the evaluation/acceptance of the applicable approval agency.
2. For K50L installations in Dust Atmospheres, use the female NPT conduit entry with applicable wiring methods in accordance with Canadian Electrical Code (Canada) and National Electrical Code (United States).
3. Installation shall be carried out in accordance with the applicable code of practice by suitable trained personnel.
4. Repair of this equipment shall be carried out in accordance with the applicable code of practice.
5. The X suffix to the certificate number indicates that there is a special condition for safe use, which is that the non-conducting materials of the enclosures may be susceptible to electrostatic charging and precautions must be taken to avoid this.
6. If the equipment is likely to come into contact with aggressive substances¹, then it is the responsibility of the user to take suitable precautions² that prevent it from being adversely affected, thus ensuring that the type of protection is not compromised.

¹ Aggressive substances—for example, acidic liquids or gases that may attack metals, or solvents that may affect polymeric materials.

² Suitable precaution—for example, regular checks as part of routine inspections or establishing from the materials data sheet that it is resistant to specific chemicals.



7. Clean with a damp cloth only.
8. For indicators with multiple colors, only one color is intended to be on at a time.
9. For Ex ta installations, the power supply prospective short circuit current be not more than 10 kA

Specifications

Supply Voltage and Current
10 to 30V dc (25 mA max.)

Indicators

Entire translucent diffuser or dome provides indication. LEDs are independently selected: Green, Red, Yellow, Blue, or White; 1, 2, or 3 colors, depending on model For other colors/ combinations, contact Banner Engineering for availability.

Construction

Base: polycarbonate
Translucent dome: polycarbonate

Connections

K30: 2 m (6.5 ft) PVC integral cable
K50: 2 m (6.5 ft) PVC integral cable

Environmental Rating

IP67/IP69K

Operating Conditions

-40 °C to +50 °C (-40 °F to +122 °F)

Certifications



Approvals

CSA-c/us

Gas & Vapors: Class I Zone 1 AEx/Ex mb IIC T4 Gb

Dust: Class II Zone 20 AEx/Ex ta IIIC T135°C Da / Class II Div 1 Group EFG, Class III Div 1 (K50L only)
CSA 14.2679646

ATEX/IECEX

Gas & Vapours: II 2 G Ex mb IIC T4 Gb (Group IIC Zone 1)

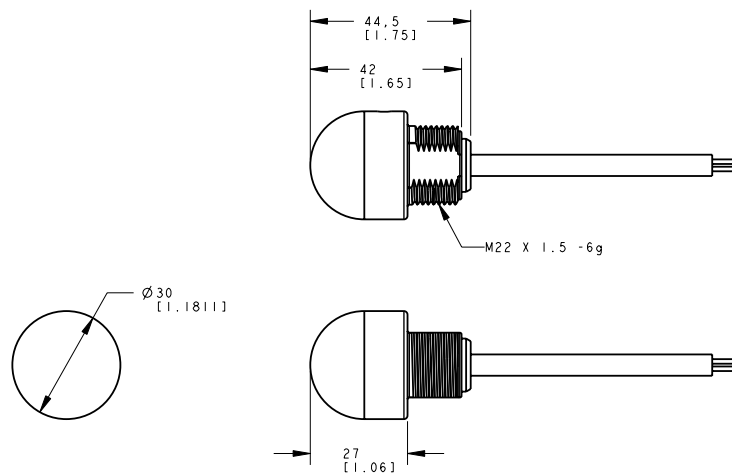
Dust: II 1 D Ex ta IIIC T135°C Da (Group IIIC Zone 20)

Sira 13ATEX5270X

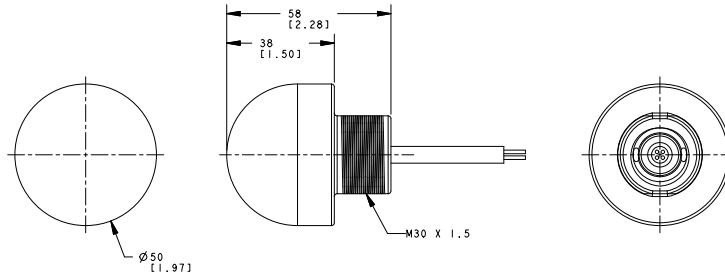
IECEX Sir 13.0099X

Dimensions

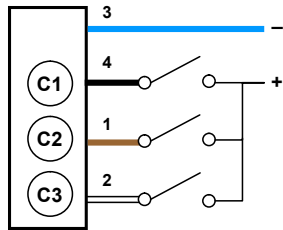
K30L Cabled Models



K50L Cabled Models



Hookups



Wiring Key

- 1 = Brown
- 2 = White
- 3 = Blue
- 4 = Black

Color Key

- C1 = Color 1
- C2 = Color 2
- C3 = Color 3

Banner Engineering Corp Limited Warranty

Banner Engineering Corp. warrants its products to be free from defects in material and workmanship for one year following the date of shipment. Banner Engineering Corp. will repair or replace, free of charge, any product of its manufacture which, at the time it is returned to the factory, is found to have been defective during the warranty period. This warranty does not cover damage or liability for misuse, abuse, or the improper application or installation of the Banner product.

THIS LIMITED WARRANTY IS EXCLUSIVE AND IN LIEU OF ALL OTHER WARRANTIES WHETHER EXPRESS OR IMPLIED (INCLUDING, WITHOUT LIMITATION, ANY WARRANTY OF MERCHANTABILITY OR FITNESS FOR A PARTICULAR PURPOSE), AND WHETHER ARISING UNDER COURSE OF PERFORMANCE, COURSE OF DEALING OR TRADE USAGE.

This Warranty is exclusive and limited to repair or, at the discretion of Banner Engineering Corp., replacement. IN NO EVENT SHALL BANNER ENGINEERING CORP. BE LIABLE TO BUYER OR ANY OTHER PERSON OR ENTITY FOR ANY EXTRA COSTS, EXPENSES, LOSSES, LOSS OF PROFITS, OR ANY INCIDENTAL, CONSEQUENTIAL OR SPECIAL DAMAGES RESULTING FROM ANY PRODUCT DEFECT OR FROM THE USE OR INABILITY TO USE THE PRODUCT, WHETHER ARISING IN CONTRACT OR WARRANTY, STATUTE, TORT, STRICT LIABILITY, NEGLIGENCE, OR OTHERWISE.

Banner Engineering Corp. reserves the right to change, modify or improve the design of the product without assuming any obligations or liabilities relating to any product previously manufactured by Banner Engineering Corp.