

TL30F Flat-Mount Tower Light

Multi-color, general-purpose indicators



- Rugged, cost-effective and easy-to-install multisegment indicators
- Illuminated segments provide easy-to-see operator guidance and indication of equipment status
- Displays up to 5 colors
- Compact devices are completely self-contained — no controller needed
- Immune to ambient light, EMI and RFI interference
- Bimodal input
- 18 to 30V dc or 21 to 27V ac operation
- No assembly required

Models

Model	Color Count	Connection	LED Function*	Inputs
TL30FGYR	3	2 m (6.5') integral cable	3 Color: Green, Yellow, Red	Bimodal (NPN or PNP)
TL30FGYRQ		4-pin Euro integral QD connector		
TL30FWBGYR	5	2 m (6.5') integral cable	5 Color: White, Blue, Green, Yellow, Red	
TL30FWBGYRQ		8-pin Euro integral QD connector		

* The first color listed is the bottom color, going up in successive order. Contact Factory for other colors and color combinations.

Specifications

Supply Voltage and Current

18 to 30V dc (10% max. ripple) or 21 to 27V ac @ 18 mA max. per LED color

Indicators

LEDs are independently selected: Green, Red, Yellow, Blue, or White; 3 or 5 colors, depending on model.

Input Response Time

Indicator ON/OFF: 1 ms max.

Construction

Black painted aluminum housing; thermoplastic end caps; acrylic light bar

Connections

Integral 4-pin or 8-pin Euro-style QD (Q), or 2 m (6.5') integral cable, depending on model

Environmental Rating

IEC IP65

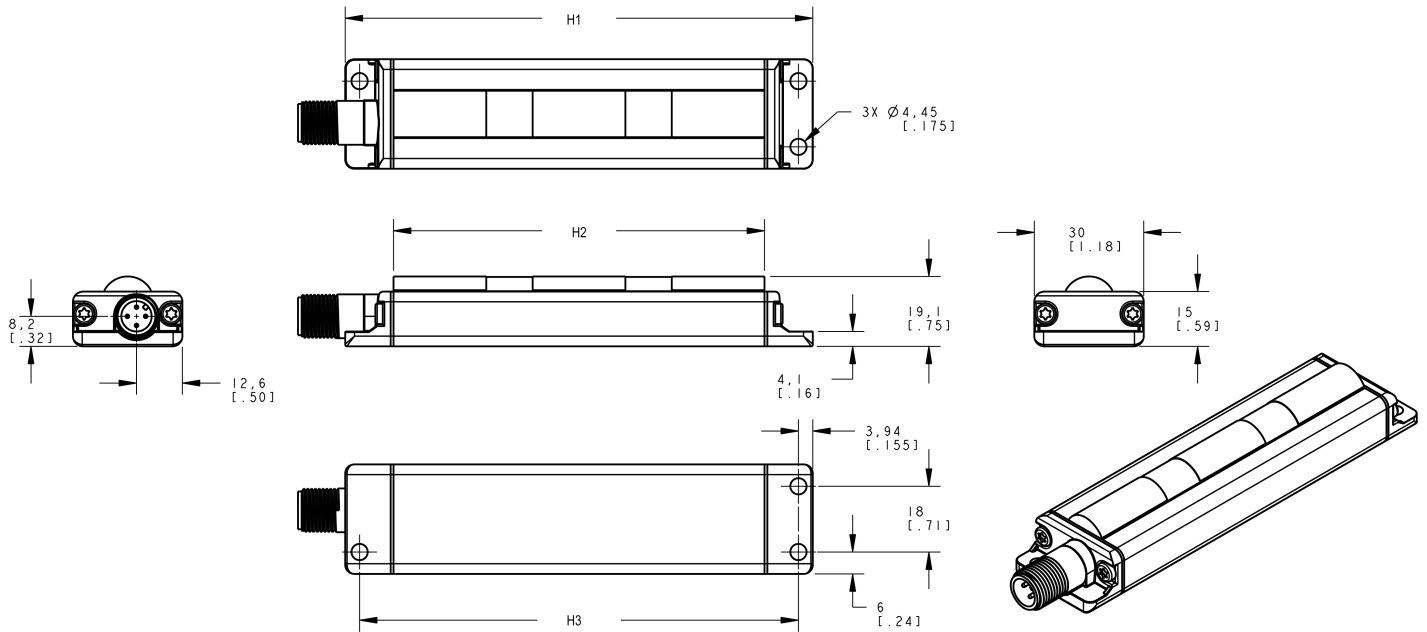
Operating Conditions

-40° to +50° C (-40° to +122° F)

Certifications

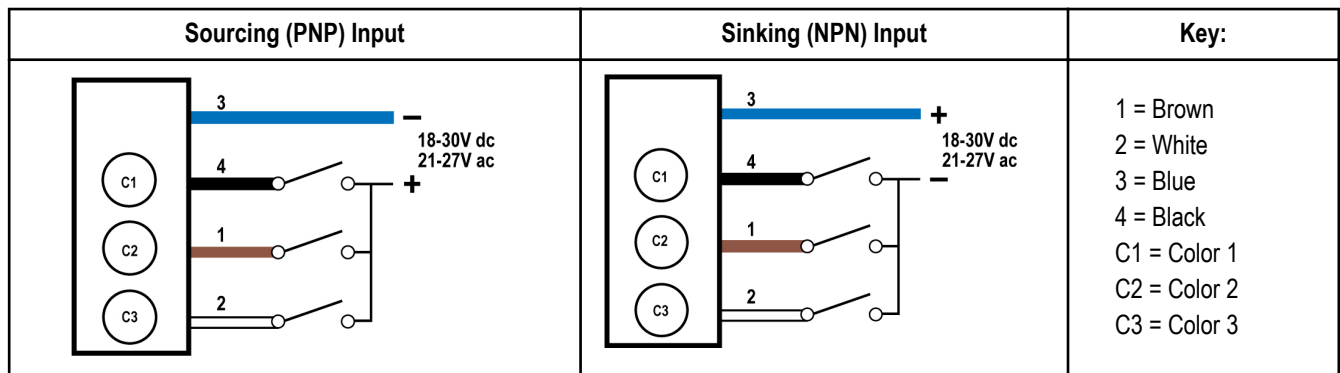


Dimensions



	Tower Height (H...)	
	3-Color Models	5-Color Models
H1	128.1 mm (5.04")	204.3 mm (8.04")
H2	101.6 mm (4.0")	177.8 mm (7.00")
H3	120.2 mm (4.73")	196.4 mm (7.73")

Wiring – 3-Color Models

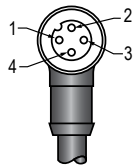


Wiring – 5-Color Models

Sourcing (PNP) Input	Sinking (NPN) Input	Key:
		<p>1 = White 2 = Brown 3 = Green (not used) 4 = Yellow/Black* 5 = Gray 6 = Pink 7 = Blue 8 = Red (not used) C1 = Color 1 C2 = Color 2 C3 = Color 3 C4 = Color 4 C5 = Color 5</p>

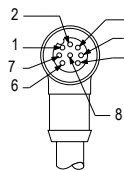
* Integral cable models use black wire; QD models use yellow wire

4-Pin Euro-Style Pinout



- 1 = Brown
- 2 = White
- 3 = Blue
- 4 = Black

8-pin Euro-Style Pinout



- 1 = White
- 2 = Brown
- 3 = Green
- 4 = Yellow
- 5 = Gray
- 6 = Pink
- 7 = Blue
- 8 = Red

4-Pin Euro-Style Cordsets

4-Pin M12/Euro-Style Cordsets (straight connector)

- MQDC-406, 2 m (6.5')
- MQDC-415, 5 m (15')
- MQDC-430, 9 m (30')

4-Pin M12/Euro-Style Cordsets (right-angle connector)






- MQDC-406RA, 2 m (6.5')
- MQDC-415RA, 5 m (15')
- MQDC-430RA, 9 m (30')

8-pin Euro-Style Cordsets

8-pin Euro-Style Cordsets (straight connector)

- MQDC2S-806, 2 m (6.5')
- MQDC2S-815, 5 m (15')
- MQDC2S-830, 9 m (30')

Mounting Brackets

<p>SMBPVA1</p> <ul style="list-style-type: none"> • Right-angle bracket • Clearance for M4 (#10) hardware • 303 stainless steel 		<p>SMBPVA2</p> <ul style="list-style-type: none"> • Set of 4 molded brackets • Snaps onto standard 28 mm diameter pipe • 2 required per TL30F 	
<p>SMBPVA11</p> <ul style="list-style-type: none"> • Pair of two-piece swivel brackets for mounting indicator to 5/16" metal rack system • Articulation slot for $\pm 90^\circ$ rotation 		<p>SMBPVA6</p> <ul style="list-style-type: none"> • Set of 4 molded brackets • Snaps onto standard 28 mm diameter pipe • 2 required per TL30F 	
<p>SMBPVA9</p> <ul style="list-style-type: none"> • Pair of two-piece swivel brackets • Designed for mounting indicator to "look down" 			

Contact Us

For more information: Contact your local Banner representative or Banner Corporate Offices around the world.

Corporate Headquarters: Banner Engineering Corp. 9714 Tenth Ave. North, Mpls., MN 55441, Tel: 763-544-3164, www.bannerengineering.com, sensors@bannerengineering.com

Europe: Banner Engineering Europe Park Lane, Culliganlaan 2F, Diegem B-1831 BELGIUM, Tel: 32-2 456 07 80, Fax: 32-2 456 07 89, www.bannereurope.com, mail@bannereurope.com

Latin America: Contact Banner Engineering Corp. (US) or e-mail **Mexico:** mexico@bannerengineering.com; or **Brazil:** brasil@bannerengineering.com

Asia:

Banner Engineering China Shanghai Rep Office Rm. G/H/I, 28th Flr. Cross Region Plaza No. 899, Lingling Road, Shanghai 200030 CHINA, Tel: 86-21-54894500, Fax: 86-21-54894511, www.bannerengineering.com.cn, sensors@bannerengineering.com.cn

Banner Engineering Japan Cent-Urban Building 305 3-23-15, Nishi-Nakajima Yodogawa-Ku, Osaka 532-0011 JAPAN, Tel: 81-6-6309-0411, Fax: 81-6-6309-0416, www.bannerengineering.co.jp, mail@bannerengineering.co.jp

Banner Engineering Asia — Taiwan Neihu Technology Park 5F-1, No. 51, Lane 35, Jihu Rd., Taipei 114 TAIWAN, Tel: 886-2-8751-9966, Fax: 886-2-8751-2966, www.bannerengineering.com.tw, info@bannerengineering.com.tw

Banner Engineering India Pune Head Quarters Office, No. 1001 Sai Capital, Opp. ICC Senapati Bapat Road, Pune 411016 INDIA, Tel: 91-20-66405624, Fax: 91-20-66405623, www.bannerengineering.com.in, india@bannerengineering.com



Warranty: Banner Engineering Corporation warrants its products to be free from defects for a period of one year. Banner Engineering Corporation will repair or replace, free of charge, any product of its manufacture found to be defective at the time it is returned to the factory during the warranty period. This warranty does not cover damage or liability for the improper application of Banner products. This warranty is in lieu of any other warranty either expressed or implied.