

**Dalton Gear Company**

212 Colfax Ave. N.

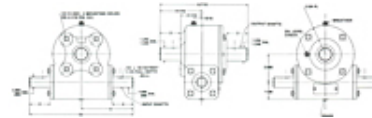
Minneapolis, MN 55405 US

Phone: 612-374-2150 • Fax: 612-374-2467



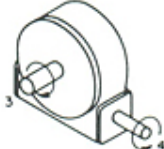
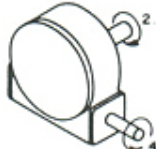
E-Mail: daltongear@worldnet.att.net

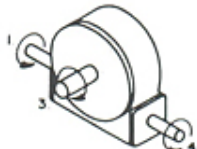

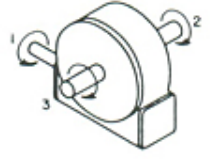
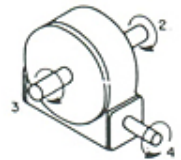
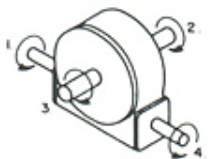

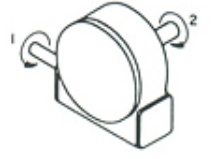
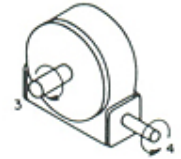

## Worm Gear Reducer Model 412 Rugged Cast Iron Housing

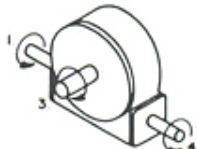

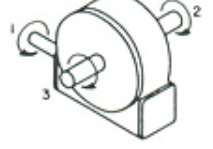
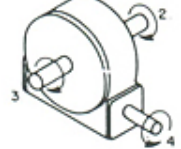




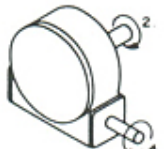
- A hardened, ground worm drives the centrifugally cast bronze gear for high efficiency and long life
- Output torque from 918 to 2.868 inch pounds
- Weight: 30 pounds
- All ratings based on Class 1 Service Factor
- Cast Iron Gear Also Available

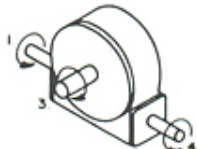
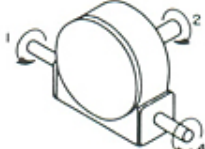
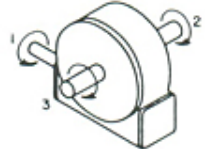

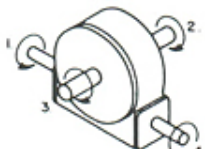


Results 1 - 27 of 27

Item #	Ratio	Shaft Arrangement and Rotation	Input Specs	Output Specs
412-1	5:1	 <p>Type AR</p>	.23hp@25rpm .45hp@50rpm .84hp@100rpm 2.40hp@350rpm 3.21hp@540rpm 4.55hp@1125rpm 5.49hp@1725rpm	.18hp .35hp .69hp 2.07hp 2.84hp 4.15hp 5.10hp
412-2	5:1	 <p>Type BR</p>	.23hp@25rpm .45hp@50rpm .84hp@100rpm 2.40hp@350rpm 3.21hp@540rpm 4.55hp@1125rpm 5.49hp@1725rpm	.18hp .35hp .69hp 2.07hp 2.84hp 4.15hp 5.10hp
412-3	5:1	 <p>Type CR</p>	.23hp@25rpm .45hp@50rpm .84hp@100rpm 2.40hp@350rpm 3.21hp@540rpm 4.55hp@1125rpm 5.49hp@1725rpm	.18hp .35hp .69hp 2.07hp 2.84hp 4.15hp 5.10hp
412-4	5:1	 <p>Type DR</p>	.23hp@25rpm .45hp@50rpm .84hp@100rpm 2.40hp@350rpm 3.21hp@540rpm 4.55hp@1125rpm 5.49hp@1725rpm	.18hp .35hp .69hp 2.07hp 2.84hp 4.15hp 5.10hp

412-5	5:1		.23hp@25rpm .45hp@50rpm .84hp@100rpm 2.40hp@350rpm 3.21hp@540rpm 4.55hp@1125rpm 5.49hp@1725rpm	.18hp .35hp .69hp 2.07hp 2.84hp 4.15hp 5.10hp
		Type ER		
412-6	5:1		.23hp@25rpm .45hp@50rpm .84hp@100rpm 2.40hp@350rpm 3.21hp@540rpm 4.55hp@1125rpm 5.49hp@1725rpm	.18hp .35hp .69hp 2.07hp 2.84hp 4.15hp 5.10hp
		Type FR		
412-7	5:1		.23hp@25rpm .45hp@50rpm .84hp@100rpm 2.40hp@350rpm 3.21hp@540rpm 4.55hp@1125rpm 5.49hp@1725rpm	.18hp .35hp .69hp 2.07hp 2.84hp 4.15hp 5.10hp
		Type GR		
412-8	5:1		.23hp@25rpm .45hp@50rpm .84hp@100rpm 2.40hp@350rpm 3.21hp@540rpm 4.55hp@1125rpm 5.49hp@1725rpm	.18hp .35hp .69hp 2.07hp 2.84hp 4.15hp 5.10hp
		Type HR		
412-9	5:1		.23hp@25rpm .45hp@50rpm .84hp@100rpm 2.40hp@350rpm 3.21hp@540rpm 4.55hp@1125rpm 5.49hp@1725rpm	.18hp .35hp .69hp 2.07hp 2.84hp 4.15hp 5.10hp
		Type JR		
412-19	10:1		.17hp@25rpm .31hp@50rpm .58hp@100rpm 1.60hp@350rpm 2.10hp@540rpm 2.89hp@1125rpm 3.50hp@1725rpm	.11hp .21hp .41hp 1.23hp 1.68hp 2.44hp 3.04hp
		Type AR		
412-20	10:1		.17hp@25rpm .31hp@50rpm .58hp@100rpm 1.60hp@350rpm 2.10hp@540rpm 2.89hp@1125rpm 3.50hp@1725rpm	.11hp .21hp .41hp 1.23hp 1.68hp 2.44hp 3.04hp
		Type BR		
412-21	10:1		.17hp@25rpm .31hp@50rpm .58hp@100rpm 1.60hp@350rpm 2.10hp@540rpm 2.89hp@1125rpm 3.50hp@1725rpm	.11hp .21hp .41hp 1.23hp 1.68hp 2.44hp 3.04hp
		Type CR		
412-22	10:1		.17hp@25rpm .31hp@50rpm .58hp@100rpm 1.60hp@350rpm 2.10hp@540rpm 2.89hp@1125rpm 3.50hp@1725rpm	.11hp .21hp .41hp 1.23hp 1.68hp 2.44hp 3.04hp
		Type DR		

412-23	10:1		.17hp@25rpm .31hp@50rpm .58hp@100rpm 1.60hp@350rpm 2.10hp@540rpm 2.89hp@1125rpm 3.50hp@1725rpm	.11hp .21hp .41hp 1.23hp 1.68hp 2.44hp 3.04hp
		Type ER		
412-24	10:1		.17hp@25rpm .31hp@50rpm .58hp@100rpm 1.60hp@350rpm 2.10hp@540rpm 2.89hp@1125rpm 3.50hp@1725rpm	.11hp .21hp .41hp 1.23hp 1.68hp 2.44hp 3.04hp
		Type FR		
412-25	10:1		.17hp@25rpm .31hp@50rpm .58hp@100rpm 1.60hp@350rpm 2.10hp@540rpm 2.89hp@1125rpm 3.50hp@1725rpm	.11hp .21hp .41hp 1.23hp 1.68hp 2.44hp 3.04hp
		Type GR		
412-26	10:1		.17hp@25rpm .31hp@50rpm .58hp@100rpm 1.60hp@350rpm 2.10hp@540rpm 2.89hp@1125rpm 3.50hp@1725rpm	.11hp .21hp .41hp 1.23hp 1.68hp 2.44hp 3.04hp
		Type HR		
412-27	10:1		.17hp@25rpm .31hp@50rpm .58hp@100rpm 1.60hp@350rpm 2.10hp@540rpm 2.89hp@1125rpm 3.50hp@1725rpm	.11hp .21hp .41hp 1.23hp 1.68hp 2.44hp 3.04hp
		Type JR		
412-37	20:1		.13hp@25rpm .23hp@50rpm .41hp@100rpm 1.05hp@350rpm 1.35hp@540rpm 1.79hp@1125rpm 2.09hp@1725rpm	.06hp .11hp .22hp .66hp .90hp 1.30hp 1.60hp
		Type AR		
412-38	20:1		.13hp@25rpm .23hp@50rpm .41hp@100rpm 1.05hp@350rpm 1.35hp@540rpm 1.79hp@1125rpm 2.09hp@1725rpm	.06hp .11hp .22hp .66hp .90hp 1.30hp 1.60hp
		Type BR		
412-39	20:1		.13hp@25rpm .23hp@50rpm .41hp@100rpm 1.05hp@350rpm 1.35hp@540rpm 1.79hp@1125rpm 2.09hp@1725rpm	.06hp .11hp .22hp .66hp .90hp 1.30hp 1.60hp
		Type CR		
412-40	20:1		.13hp@25rpm .23hp@50rpm .41hp@100rpm 1.05hp@350rpm 1.35hp@540rpm 1.79hp@1125rpm 2.09hp@1725rpm	.06hp .11hp .22hp .66hp .90hp 1.30hp 1.60hp
		Type DR		

412-41	20:1		.13hp@25rpm .23hp@50rpm .41hp@100rpm 1.05hp@350rpm 1.35hp@540rpm 1.79hp@1125rpm 2.09hp@1725rpm	.06hp .11hp .22hp .66hp .90hp 1.30hp 1.60hp
		Type ER		
412-42	20:1		.13hp@25rpm .23hp@50rpm .41hp@100rpm 1.05hp@350rpm 1.35hp@540rpm 1.79hp@1125rpm 2.09hp@1725rpm	.06hp .11hp .22hp .66hp .90hp 1.30hp 1.60hp
		Type FR		
412-43	20:1		.13hp@25rpm .23hp@50rpm .41hp@100rpm 1.05hp@350rpm 1.35hp@540rpm 1.79hp@1125rpm 2.09hp@1725rpm	.06hp .11hp .22hp .66hp .90hp 1.30hp 1.60hp
		Type GR		
412-44	20:1		.13hp@25rpm .23hp@50rpm .41hp@100rpm 1.05hp@350rpm 1.35hp@540rpm 1.79hp@1125rpm 2.09hp@1725rpm	.06hp .11hp .22hp .66hp .90hp 1.30hp 1.60hp
		Type HR		
412-45	20:1		.13hp@25rpm .23hp@50rpm .41hp@100rpm 1.05hp@350rpm 1.35hp@540rpm 1.79hp@1125rpm 2.09hp@1725rpm	.06hp .11hp .22hp .66hp .90hp 1.30hp 1.60hp
		Type JR		

Results 1 - 27 of 27