

AdaptaBeacon® Accessories

FEATURES

- > Adds versatility and protection to many AdaptaBeacons
- > Easy to install/attach
- > Mounting brackets for use with any beacon which has either 3/4" or 1/2" conduit opening.

The Edwards Mounting Brackets for walls or corners simply the installation of Edwards AdaptaBeacons. They may be used for mounting beacons that have either a 3/4" (19 mm) or 1/2" (12 mm) conduit opening. Backplates are made of stainless steel and bracket arms are cold rolled steel.

The Corner Mount Bracket, Cat. No. CBR, can be used with surface installed 1/2" (12 mm) or 3/4" (19 mm) conduit mounting.

The Wall Mount Bracket, Cat. No. WBR, can be used with either surface installed 1/2" (12 mm) or 3/4" (19 mm) conduit or concealed wiring. The Wall Mount Bracket mounts to a 4" (102 mm) square or 4" (102 mm) octagon electrical box or a 4" (102 mm) outdoor box.

The Catalog Number 92-GRD Protective Lens Guard is an easily installed guard that provides protection against lens breakage.

D-04

3-118

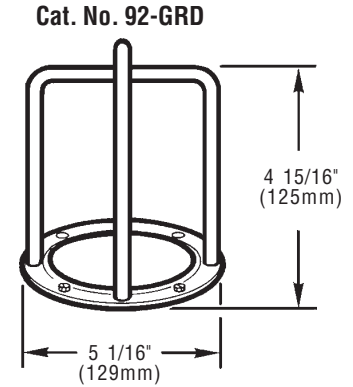
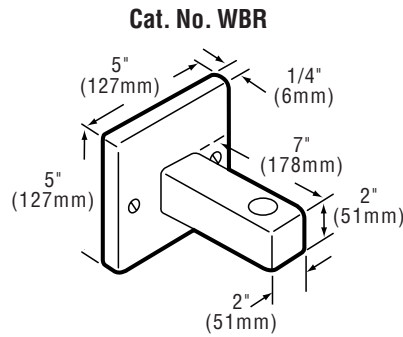
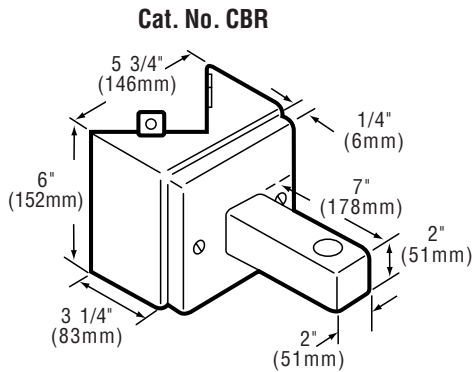
90 Fieldstone Court | Cheshire, CT 06410
Ph: 203.699.3300 | Fx: 203.699.3108
www.edwards-signals.com



© Copyright 2004 Edwards



TECHNICAL INFORMATION



Cat. Series	Can be used with:		
	WBR	CBR	92-GRD
48 Series	X	X	
49 Series	X	X	
50 Series	X	X	X
50SIN Series	X	X	X
51 Series	X	X	X
51SIN Series	X	X	X
52 Series	X	X	
53 Series	X	X	
53D Series	X	X	
58 Series	X	X	
90 Series	X	X	
91B Series	X	X	
92 Series	X	X	X
93 Series	X	X	
93DF Series	X	X	
95 Series	X	X	X
96B Series	X	X	X
97 Series	X	X	
97DF Series	X	X	
98B Series	X	X	
101 Series	X	X	