


Selection Guide

Series	RTE	GT3A	GT3F
Page	836	843	851
Appearance			
Modes of Operation	ON-delay Interval OFF-delay One-shot Cycle (ON first) Cycle (OFF first) Signal OFF delay Signal ON/OFF delay	ON-delay Interval OFF-delay One-shot Cycle (off first) Cycle (on first) Signal OFF delay Signal ON/OFF delay	True Power OFF-delay
Time Range	0.1 second to 600 hrs	0.1 second to 180 hrs	0.1 to 600 seconds
Contact Configuration	DPDT	SPDT, DPDT	SPDT, DPDT
Repeat Accuracy	±0.25% maximum	±0.2% maximum	±0.4% maximum
Contact Load Rating (resistive)	10A, 240V AC	SPDT: 3A, 250V AC DPDT: 5A, 240V AC	5A, 250V AC
Available Operating Voltage	100-240V AC 12V DC 24V AC/DC	100 to 240V AC 12V DC 24V AC/DC	100 to 240V AC 24V AC/DC
Approvals	UL Listed c-uL Listed TUV CE	UL Listed c-uL Listed CE	UL Listed c-uL Listed CE

- 1. For Timing Diagrams Overview, see page 832.
- 2. For all series specific instructions, accessories, and dimensions, see the individual series section.

Switches & Pilot Lights

Signaling Lights

Relays & Sockets





Timers

Contactors

Terminal Blocks

Circuit Breakers

Selection Guide

Series	GT3W	GE1A	GT5P	GT5Y
Page	856	866	870	875
Appearance				
Modes of Operation	Sequential start ON-delay Recycler and instantaneous Recycler OFF start Recycler ON start Interval Interval ON delay Sequential interval	ON-delay	ON-delay	ON-delay
Time Range	0.1s to 300 hrs	0.1s to 10 hrs	0.1s to 10 minutes	0.1s to 1 hour
Contact Configuration	DPDT	SPDT, DPDT	SPDT	DPDT, 4PDT
Repeat Accuracy	±0.2% maximum	±0.2% maximum	±0.2% maximum	±0.2% maximum
Contact Load Rating (resistive)	3A, 250V AC 5A, 120V AC/30V DC	5A, 240V AC	5A, 250V AC	5A, DPDT: 250V AC 3A, 4PDT: 250V AC
Available Operating Voltage	100 to 240V AC 12V DC 24V AC/DC	24V AC/DC 110 to 120V AC 220 to 240V AC	100 to 120V AC 200 to 240V AC 12V DC 24V DC	100 to 120V AC 200 to 240V AC 12V DC 24V DC 24V AC
Approvals	UL Listed c-uL Listed CE	UL Listed c-uL Listed TUV CE	UL recognized TUV CSA CE	UL Listed c-uL Listed CE

- 1. For Timing Diagrams Overview, see page 832.
- 2. For all series specific instructions, accessories, and dimensions, see the individual series section.

Switches & Pilot Lights

Signaling Lights

Relays & Sockets

Timers

Contactors

Terminal Blocks

Circuit Breakers