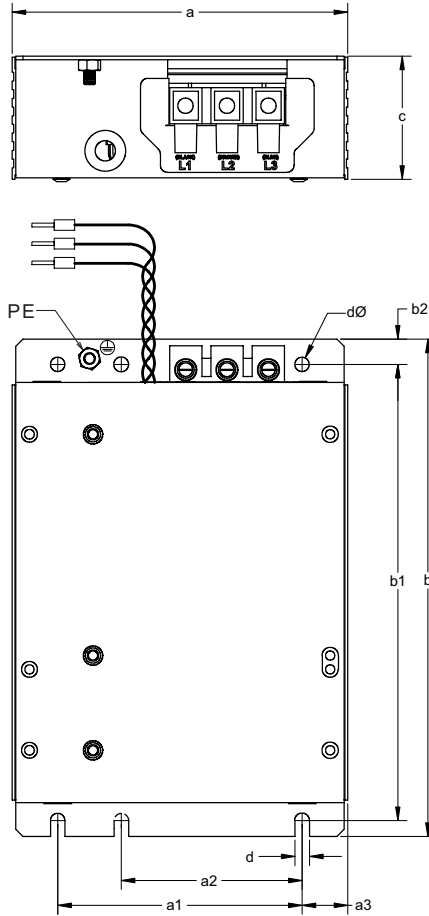


## SC & TC Series frequency inverter: Mains Filter 3Ø



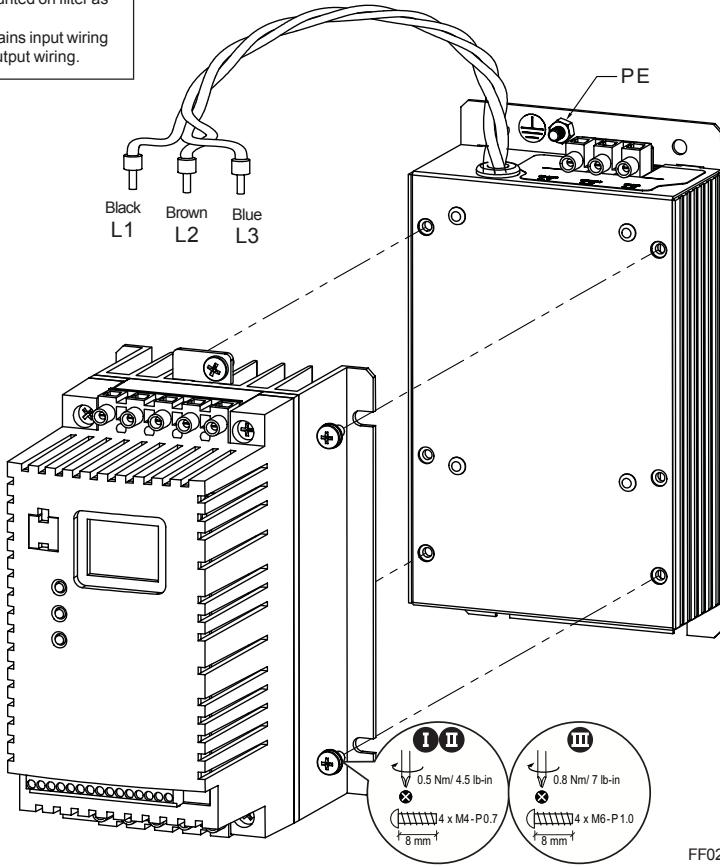
FF01

Model	$I_r$ [A]	a [mm]	a1 [mm]	a2 [mm]	a3 [mm]	b [mm]	b1 [mm]	b2 [mm]	c [mm]	d [mm]	m [kg]
I	508-304	4.3	95	63	---	16	175	160	8.9	43	0.5
	508-305	4.3	118	86	63	16	175	160	8.9	43	0.5
	508-306	6.9	118	86	63	16	175	160	8.9	43	0.5
II	508-314	14.2	118	86	63	16	175	160	8.9	43	0.7
	508-334	34	150	118	---	16	226	211	8.9	43	1.3
III	508-365	65	198	166	---	16	283	267	8.9	66	2.2

# Installation

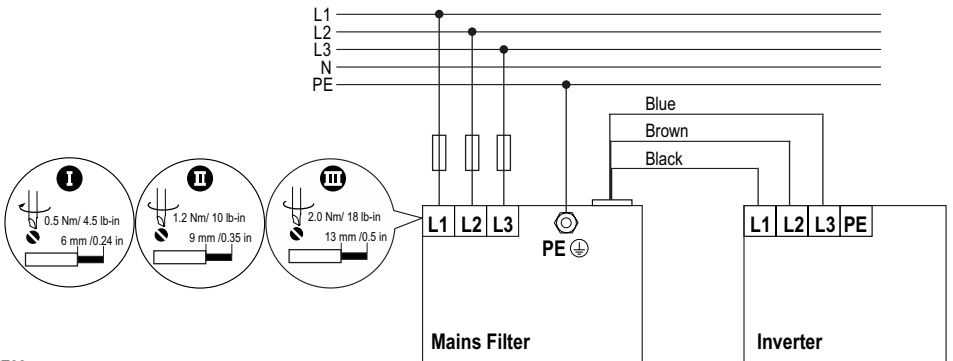
## Installation according to EMC requirements

1. For proper grounding, inverter must be mounted on filter as shown.
2. Separate mains input wiring from filter output wiring.



FF02

Refer to inverter instructions for voltage rating, wire size, and fuse selection.



FF03