



Better. By Design.

# VOLTAGE MONITOR RELAYS

CATALOG OF PRODUCTS



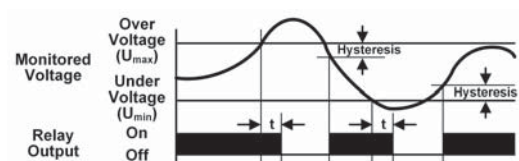
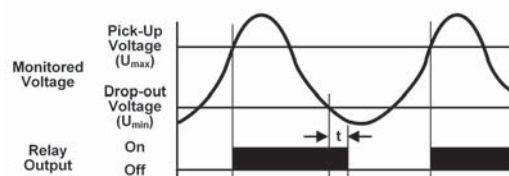
# PRODUCT SUMMARY



Voltage Monitor Relays monitor either AC single phase (50-60Hz) or DC voltages to protect equipment against voltage fault conditions. No separate supply (input) voltage is required on any Macromatic Voltage Monitor Relay since each unit is powered by monitored voltage. Versions are available in either a compact plug-in case utilizing an 8 pin octal socket or a 17.5mm DIN Rail mounted case.

Macromatic offers two styles of Voltage Monitor Relays:

- ◆ **Over/Under Voltage Relays**-provides protection to equipment where either an over or under voltage condition is potentially damaging. When used as an under voltage relay, they provide protection to equipment that is required to operate above a minimum voltage. When used as over voltage relays, they protect equipment against excessive voltage conditions. Over/Under Voltage Relays are designed to energize when the monitored voltage reaches a preset value ( $U_{max}$ ) and drop-out when the monitored voltage drops to a level below the preset value ( $U_{min}$ ).
- ◆ **Voltage Band Relays**-provides protection to equipment that is required to operate within an upper and lower voltage limit. As long as the monitored voltage remains within an OVER ( $U_{max}$ ) and UNDER voltage ( $U_{min}$ ) range, the internal relay stays energized. If the monitored voltage falls outside this range, the relay will drop-out.



These products are summarized below:

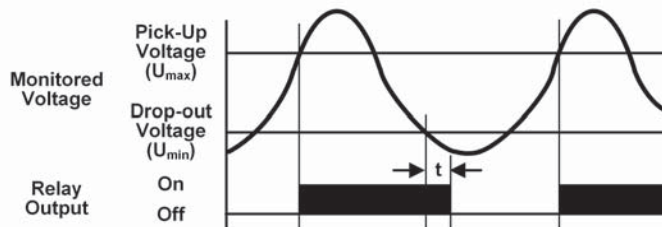
OVER/UNDER VOLTAGE RELAYS					
Monitored Voltage	Pick-up Setting	Drop-out Setting	Time Delay on Drop-out (t)	Mounting	Series
12V DC, 24V DC, 48V DC, 110V DC, 120V AC, 240V AC & 480V AC	Adjustable	Fixed	Fixed 0.5 Seconds	Plug-in	VMP
	Adjustable	Adjustable	Adjustable 0.1-10 Seconds	Plug-in	VAKP
VOLTAGE BAND RELAYS					
Monitored Voltage	Overvoltage Setting	Undervoltage Setting	Time Delay on Drop-out (t)	Mounting	Series
12V DC, 24V DC, 48V DC, 110V DC, 120V AC, 240V AC & 480V AC	Adjustable	Adjustable	Adjustable 0.1-10 Seconds	Plug-in	VWKP
24V DC, 120V AC, 240V AC	Adjustable	Adjustable	Adjustable 0.1-10 Seconds	DIN-Rail	VWKE

# OVER/UNDER VOLTAGE | FIXED TIME DELAY & DROP-OUT

## 12-480V | VMP SERIES

Over/Under Voltage Relays provide protection to equipment where an over or under voltage condition is potentially damaging. They are designed to energize when the operating voltage reaches a preset value and drop-out when the operating voltage drops to a level below the preset value.

The pick-up voltage setting ( $U_{max}$ ) is user-adjustable across the full range as shown in the table below. The VMP Series has a drop-out voltage setting ( $U_{min}$ ) fixed at 95% of the pick-up voltage setting (an adjustable drop-out setting of 75-95% of the pick-up setting is available on the VAKP Series). The relay energizes (and the LED is Red) when the monitored voltage is above the pick-up setting for a period longer than the fixed pick-up time delay of 0.5 seconds. The relay de-energizes (and the LED is Green) when the monitored voltage is below the drop-out setting for a period longer than the drop-out time delay ( $t$ ), which is fixed at 0.5 seconds.



**Adjustable Pick-Up, Fixed Drop-Out Settings\***  
**Fixed Time Delay on Drop-out at 0.5 Seconds**

NOMINAL VOLTAGE	PICK-UP VOLTAGE ( $U_{MAX}$ )	DROP-OUT* VOLTAGE ( $U_{MIN}$ )	PRODUCT NUMBER	WIRING/SOCKET
12V DC 24V DC 48V DC 110V DC	9-15V DC 18-30V DC 36-60V DC 83-138V DC	7-14V DC 14-28V DC 27-57V DC 62-130V DC	VMP012D VMP024D VMP048D VMP110D	8 Pin Octal 70169-D  + MONITORED VOLTAGE - DIAGRAM 214
120V AC	90-150V AC	68-142V AC	VMP120A	8 Pin Octal 70169-D  ~ MONITORED VOLTAGE ~ DIAGRAM 213
240V AC 480V AC	180-300V AC 360-600V AC	135-285V AC 270-570V AC	VMP240A VMP480A ▲	8 Pin Octal 70169-D  ~ MONITORED VOLTAGE ~ DIAGRAM 150

\* Drop-out Voltage is fixed at 95% of the adjusted Pick-up Setting.

▲ Requires a 600V-rated socket

Sockets & Accessories available



- ◆ Monitors AC single phase and DC voltages
- ◆ True RMS voltage measurement ensures more accurate sensing
- ◆ Wide range of user-adjustable pick-up voltages
- ◆ Fixed time delay on drop-out of 0.5 seconds
- ◆ LED indicates output relay status
- ◆ Pilot duty rating
- ◆ Compact plug-in case utilizing industry standard 8 pin octal socket



Better. By Design.

**800.238.7474**

**WWW.MACROMATIC.COM**

**SALES@MACROMATIC.COM**

# OVER/UNDER VOLTAGE | ADJUSTABLE TIME DELAY & DROP-OUT

## 12-480V | VAKP SERIES



12-120V

240-480V

- ◆ Monitors AC single phase and DC voltages
- ◆ True RMS voltage measurement ensures more accurate sensing
- ◆ Wide range of user-adjustable pick-up voltages
- ◆ Adjustable time delay on drop-out of 0.1-10 seconds
- ◆ LED indicates output relay status
- ◆ Pilot duty rating
- ◆ Compact plug-in case utilizing industry standard 8 pin octal socket



Better. By Design.

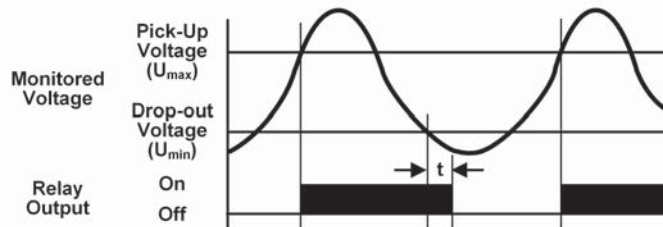
800.238.7474

WWW.MACROMATIC.COM

SALES@MACROMATIC.COM

Over/Under Voltage Relays provide protection to equipment where an over or under voltage condition is potentially damaging. They are designed to energize when the operating voltage reaches a preset value and drop-out when the operating voltage drops to a level below the preset value.

The pick-up voltage setting ( $U_{max}$ ) is user-adjustable across the full range as shown in the table below. The VAKP Series has an adjustable drop-out voltage setting ( $U_{min}$ ) of 75-95% of the pick-up setting (a fixed drop-out voltage setting of 95% of the pick-up setting is available on the VMP Series). The relay energizes (and the LED is Red) when the monitored voltage is above the pick-up setting for a period longer than the fixed pick-up time delay of 0.5 seconds. The relay de-energizes (and the LED is Green) when the monitored voltage is below the drop-out setting for a period longer than the drop-out time delay ( $t$ ), which is adjustable from 0.1-10 seconds.



Adjustable Pick-Up & Drop-Out Settings\*  
Adjustable Time Delay on Drop-out at 0.1-10 Seconds

NOMINAL VOLTAGE	PICK-UP VOLTAGE ( $U_{MAX}$ )	DROP-OUT* VOLTAGE ( $U_{MIN}$ )	PRODUCT NUMBER	WIRING/ SOCKET
12V DC 24V DC 48V DC 110V DC	9-15V DC 18-30V DC 36-60V DC 83-138V DC	7-14V DC 14-28V DC 27-57V DC 62-130V DC	VAKP012D VAKP024D VAKP048D VAKP110D	8 Pin Octal 70169-D  DIAGRAM 214
120V AC	90-150V AC	68-142V AC	VAKP120A	8 Pin Octal 70169-D  DIAGRAM 213
240V AC 480V AC	180-300V AC 360-600V AC	135-285V AC 270-570V AC	VAKP240A VAKP480A ▲	8 Pin Octal 70169-D  DIAGRAM 150

\* Drop-out Voltage is adjustable from 75-95% of the adjusted Pick-up Setting.

▲ Requires a 600V-rated socket

Sockets & Accessories available

# OVER/UNDER VOLTAGE

## 12-480V | VMP & VAKP SERIES

### OPERATING MODES

These relays can be used as either overvoltage or undervoltage relays, depending on the output contact used:

#### Overvoltage Relay

Provides protection to equipment that cannot handle excess voltages. Uses a normally closed contact (N.C.). As long as the monitored voltage remains below the maximum voltage the equipment can withstand  $U_{max}$ , the relay remains de-energized and the N.C. contact remains closed, keeping the load energized. If the operating voltage increases beyond the maximum rating of the equipment, the relay energizes and the N.C. contact opens, turning off the load. When the voltage falls below the  $U_{min}$  (hysteresis), the relay de-energizes and the N.C. contact re-closes, turning on the load.

#### Undervoltage Relay

Provides protection to equipment that is required to operate above a certain minimum voltage. Uses a normally open contact (N.O.). As long as the monitored voltage is above the minimum value required ( $U_{min}$ ), the relay will energize and the N.O. contact closes, turning on the load. If the voltage drops below the  $U_{min}$  Setting (the minimum voltage required minus the hysteresis), the relay will de-energize and the N.O. contact will re-open, turning off the load.

### APPLICATION DATA

#### **Voltage Tolerance:**

$\pm 50\%$  of nominal AC (50-60Hz,  $\pm 5\%$ ) or DC voltage  
No separate input voltage required since unit is powered by monitored voltage.

**Load (Burden):** Less than 2VA (12-120V); 30VA (240V & 480V)

#### **Voltage Settings:**

Pick-up ( $U_{max}$ ): Adjustable across full range as shown in the product selection table

Drop-out ( $U_{min}$ ): Fixed at 95% of pick-up setting (VMP)  
Adjustable from 75-95% of pick-up setting (VAKP)

**Setting Accuracy:** Maximum Setting (Adjustable):  $\pm 5\%$ ,  $-0\%$   
Minimum Setting (Adjustable):  $+0\%$ ,  $-50\%$   
Fixed Voltage Setting:  $\pm 2\%$

**Repeatability:**  $< 1\%$

**Sensing Accuracy:** Constant conditions within specifications:  $\pm 2\%$   
Variable conditions within specifications:  $\pm 5\%$   
(percent base on nominal voltage)

**Temperature:** Operating:  $-28^{\circ}$  to  $65^{\circ}\text{C}$  ( $-18^{\circ}$  to  $149^{\circ}\text{F}$ )  
Storage:  $-40^{\circ}$  to  $85^{\circ}\text{C}$  ( $-40^{\circ}$  to  $185^{\circ}\text{F}$ )

#### **Output Contacts:**

10A @ 240V AC, 7A @ 30V DC, 1/4HP @ 120/240V AC, C300

#### **Life:**

Mechanical: 10,000,000 operations

Full Load: 100,000 operations

#### **Response Times:**

Pick-up: 0.5 Seconds

Drop-out (t): 0.5 Seconds (VMP Series);  
Adjustable 0.1 - 10 Seconds (VAKP Series)

**Indicator LED:** Red when Relay is energized; Green when Relay is Off.

#### **Transient Protection:**

2000V per IEC 61000-4-5 Level 3 ( $\pm 2\text{kV}$ )

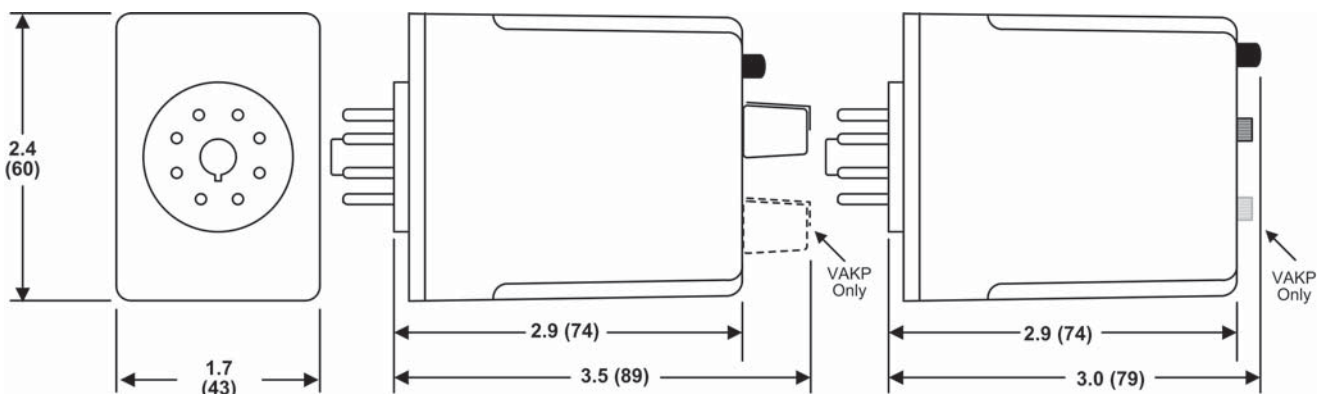
**Reset:** Automatic

#### **Approvals:**



with  
appropriate  
socket  
File #E109466

### DIMENSIONS



12-120V PRODUCTS

240-480V PRODUCTS

All Dimensions in  
Inches (Millimeters)



# VOLTAGE BAND (WINDOW)

## 12-480V | VWKP SERIES



12-120V

240-480V

- ◆ Monitors AC single phase and DC voltages
- ◆ Provides voltage band (window) protection
- ◆ True RMS voltage measurement ensures more accurate sensing
- ◆ Wide range of user-adjustable Over Voltage and Under Voltage settings
- ◆ Adjustable time delay on drop-out of 0.1-10 seconds
- ◆ LED indicates output relay status
- ◆ Compact plug-in case utilizing industry standard 8 pin octal socket
- ◆ Pilot duty rating
- ◆ 10A output contacts



with appropriate socket



Better. By Design.

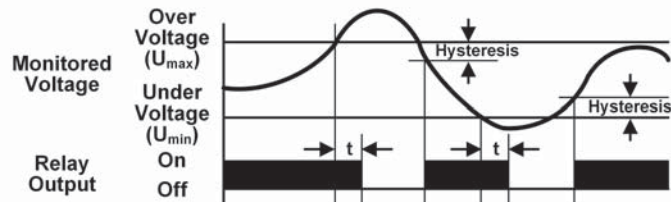
**800.238.7474**

**WWW.MACROMATIC.COM**

**SALES@MACROMATIC.COM**

Voltage Band Relays provide protection to equipment that is required to operate within an upper and lower voltage limit. As long as the operating voltage remains within an Over and Under Voltage range, the internal relay stays energized. If the operating voltage falls outside this range, the relay will drop-out.

The over voltage setting ( $U_{max}$ ) is adjustable across the full range as shown in the table below. The under voltage setting ( $U_{min}$ ) is adjustable from 75-95% of the over voltage setting ( $U_{max}$ ). The relay energizes (and the LED is Red) when the monitored voltage is between the over and under voltage settings. The relay de-energizes (and the LED is Green) when the monitored voltage falls outside the over or under voltage settings for a period longer than the drop-out time delay ( $t$ ), which is adjustable from 0.1-10 seconds. The relay re-energizes when the monitored voltage returns to a value between the over and under voltage settings for a period longer than the pick-up time delay, which is fixed at 0.5 seconds.



**Adjustable Overvoltage & Undervoltage Settings**  
**Adjustable Time Delay on Drop-Out of 0.1 - 10 Seconds**

NOMINAL VOLTAGE	OVER VOLTAGE ( $U_{MAX}$ )	UNDER VOLTAGE ( $U_{MIN}$ )	PRODUCT NUMBER	WIRING/ SOCKET
12V DC 24V DC 48V DC 110V DC	9-15V DC 18-30V DC 36-60V DC 83-138V DC	7-14V DC 14-28V DC 27-57V DC 62-130V DC	VWKP012D VWKP024D VWKP048D VWKP110D	8 Pin Octal <b>70169-D</b>  MONITORED VOLTAGE <b>DIAGRAM 214</b>
120V AC	90-150V AC	68-142V AC	VWKP120A	8 Pin Octal <b>70169-D</b>  MONITORED VOLTAGE <b>DIAGRAM 213</b>
240V AC 480V AC	180-300V AC 360-600V AC	135-285V AC 270-570V AC	VWKP240A VWKP480A▲	8 Pin Octal <b>70169-D</b>  MONITORED VOLTAGE <b>DIAGRAM 150</b>

▲ Requires a 600V-rated socket

Sockets & Accessories available

# VOLTAGE BAND (WINDOW)

12-480V | VWKP SERIES

## APPLICATION DATA

### Voltage Tolerance:

$\pm 50\%$  of nominal AC (50-60Hz,  $\pm 5\%$ ) or DC voltage  
No separate input voltage required since unit is powered by monitored voltage.

**Load (Burden):** Less than 2VA (12-120V); 30VA (240V & 480V)

### Voltage Settings:

Over Voltage ( $U_{max}$ ): Across full range as shown in the product selection table

Under Voltage ( $U_{min}$ ): 75-95% of Over/Under Voltage Setting

**Setting Accuracy:** Maximum Setting (Adjustable):  $+5\%$ ,  $-0\%$   
Minimum Setting (Adjustable):  $+0\%$ ,  $-50\%$   
Fixed Voltage Setting:  $\pm 2\%$

**Repeatability:**  $<1\%$

**Sensing Accuracy:** Constant conditions within specifications:  $\pm 2\%$   
Variable conditions within specifications:  $\pm 5\%$   
(percent base on nominal voltage)

**Temperature:** Operating:  $-28^{\circ}$  to  $65^{\circ}\text{C}$  ( $-18^{\circ}$  to  $149^{\circ}\text{F}$ )  
Storage:  $-40^{\circ}$  to  $85^{\circ}\text{C}$  ( $-40^{\circ}$  to  $185^{\circ}\text{F}$ )

**Indicator LED:** Red when Relay is energized; Green when Relay is Off.

**Reset:** Automatic

### Response Times:

Pick-up: 0.5 Seconds

Drop-out (t): Adjustable 0.1 -10 Seconds

### Output Contacts:

10A @ 240V AC, 7A @ 30V DC, 1/4HP @ 120/240V AC, C300

### Life:

Mechanical: 10,000,000 operations

Full Load: 100,000 operations

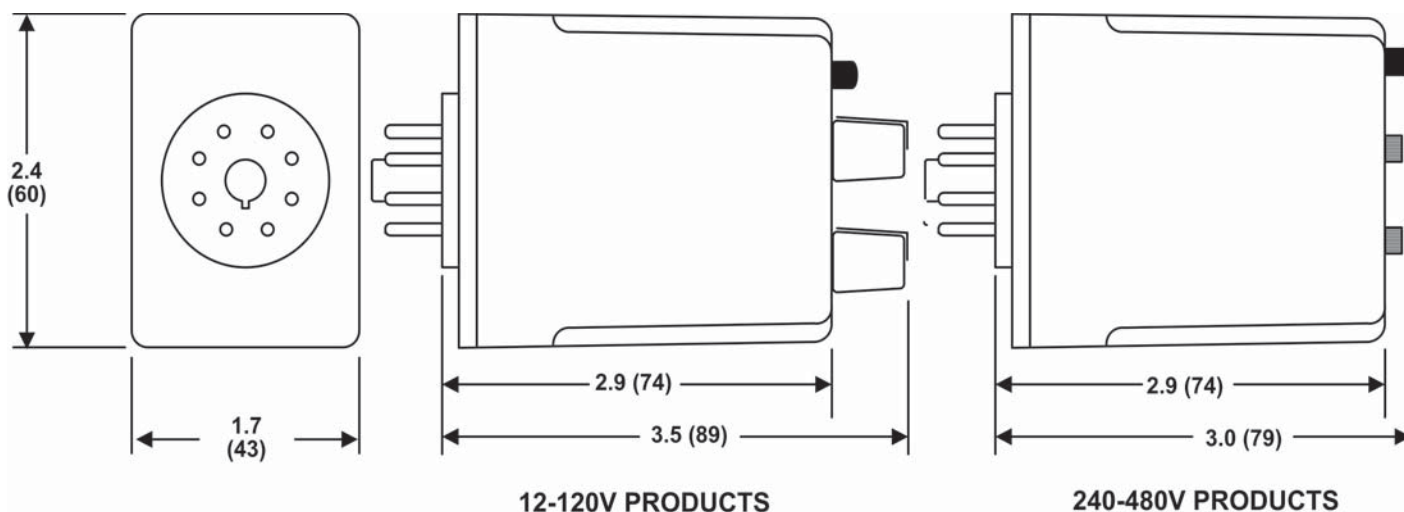
### Transient Protection:

2000V per IEC 61000-4-5 Level 3 ( $\pm 2\text{kV}$ )

### Approvals:



## DIMENSIONS



All Dimensions in  
Inches (Millimeters)

# VOLTAGE BAND (WINDOW)

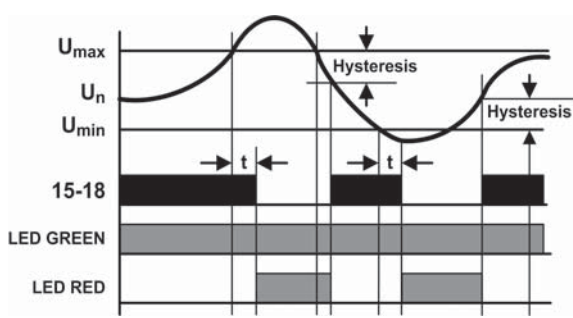
## 24-240V | VWKE SERIES



- ◆ Monitors AC single phase or DC voltages
- ◆ Provides voltage band (window) protection
- ◆ Wide range of user-adjustable Over Voltage and Under Voltage settings
- ◆ 15A SPDT output contacts
- ◆ Adjustable time delay on drop-out of 0.1 - 10 seconds
- ◆ LED indicates nominal voltage & output relay status
- ◆ Compact 17.5mm enclosure mounts on 35mm DIN rail



Provides protection to equipment that is required to operate within an upper and lower AC single phase or DC voltage limit. As long as the monitored voltage remains between the Over Voltage ( $U_{max}$ ) and Under Voltage ( $U_{min}$ ) settings, the internal relay stays energized. If the monitored voltage falls outside this range, the relay will drop-out. The  $U_{max}$  dial sets the upper trip setting per the Overvoltage range of the product. The  $U_{min}$  dial sets the lower trip setting at 30-95% of the upper setting. This product has an adjustable time delay on relay drop-out ( $t$ ) of 0.1-10 seconds to prevent nuisance tripping.



Catalog Number	VWKE024D	VWKE120A	VWKE240A
Monitored Voltage (U)	24V DC	120V AC	240V AC
Over Voltage Range ( $U_{max}$ )	18-30V DC	80-150V AC	160-276V AC
Under Voltage Range ( $U_{min}$ )	30 - 95% of Over Voltage Setting		
Time Delay on Pick-up	Fixed 0.1 Seconds		
Time Delay on Drop-out ( $t$ )	Adjustable 0.1 - 10 Seconds		



Better. By Design.



**800.238.7474**  
**WWW.MACROMATIC.COM**  
**SALES@MACROMATIC.COM**



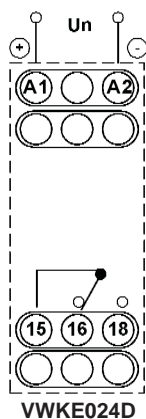

# VOLTAGE BAND (WINDOW)

24-240V | VWKE SERIES

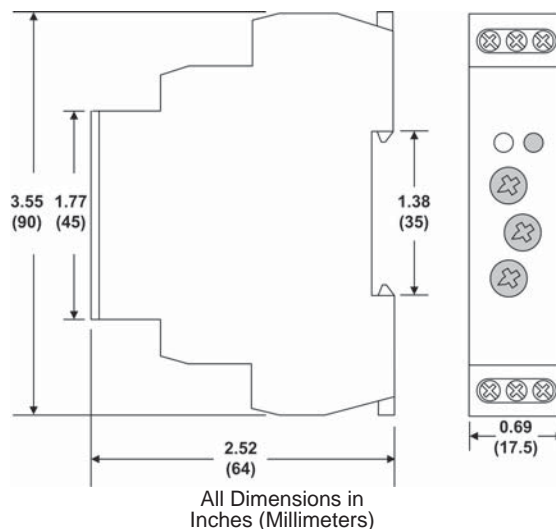
## APPLICATION DATA

Catalog Number	VWKE024D	VWKE120A	VWKE240A
Operating Characteristics			
Monitored Voltage (U)	24V DC	120V AC	240V AC
Maximum Voltage	35V DC	200V AC	280V AC
Over Voltage Range (U <sub>max</sub> )	18-30V DC	80-150V AC	160-276V AC
Under Voltage Range (U <sub>min</sub> )	30 - 95% of Pick-up Setting		
Repeatability	<1%	<1%	<1%
Hysteresis	2-6%	2-6%	2-6%
Load (Burden)	1.7W	3VA	3VA
Timing			
Time Delay on Pick-up	Fixed 0.1 Seconds		
Time Delay on Drop-out (t)	Adjustable 0.1-10 Seconds		
Output			
Rating	15A @ 240V AC B300		
Minimum Switching	100mA @ 5V AC or 5V DC		
Contact Material	Silver Alloy		
Life	10 million operations mechanical; 70,000 electrical		
Other			
Mounting	35mm DIN Rail only		
Agency Approval	<div> </div> <div>(File #E466100)</div>		
Temperature	Storage: -30° to 70° C (-22° to 158° F) Operating: -20° to 55° C (-4° to 131° F)		
LED Indication	Green-Monitored Voltage Present Red-Relay Energized		
Terminations	14 AWG (2.5mm²)		

## CONNECTION DIAGRAMS



## DIMENSIONS



# SOCKETS & ACCESSORIES

## 8 Pin Octal Socket- Surface or DIN Rail-Mounted

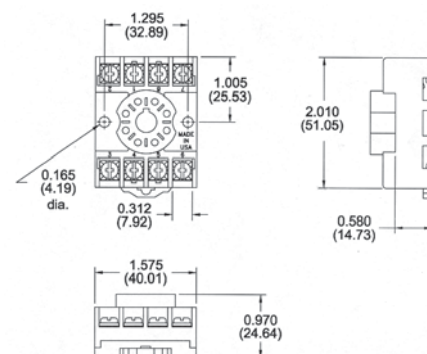
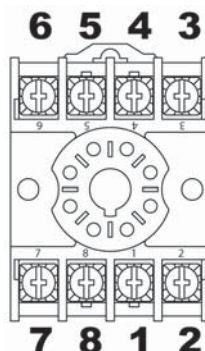
- ◆ 10A @ 600V
- ◆ 1 or 2 #12-20 AWG Wire
- ◆ Pressure Wire Clamp Terminations
- ◆ Recommended Tightening Torque 12 in-lbs



File #E169693 File #LR701114



Catalog Number:  
70169-D



## Hold Down Spring

Can be used for:

- ◆ Panel-Mounted Sockets
- ◆ Sockets Mounted to 35mm DIN Rail \*

\* Requires two #8, 3/4" length machine screws with washers & nuts--contact Macromatic or [www.macromatic.com/70166](http://www.macromatic.com/70166) for more information.



Catalog Number: 70166



# MACROMATIC INDUSTRIAL CONTROLS

Located in Menomonee Falls, Wisconsin, Macromatic Industrial Controls engineers and manufactures industrial relays that control electrical processes and monitor power for damaging fault conditions.

Macromatic provides solutions for almost any application in any industry. Macromatic's products are used in the HVACR, pump control, material handling, motor control, generator, and lift and elevator industries, plus more.

As an independently-owned manufacturer of state-of-the-art control and monitoring products for over 40 years, Macromatic takes pride in its short lead-time, flexible product design, and exceptional technical support.

Visit [www.macromatic.com](http://www.macromatic.com) today.





Better. By Design.

800.238.7474 | [WWW.MACROMATIC.COM](http://WWW.MACROMATIC.COM) | [SALES@MACROMATIC.COM](mailto:SALES@MACROMATIC.COM)

# MACROMATIC INDUSTRIAL CONTROLS

## FAMILY OF PRODUCTS

MACROMATIC INDUSTRIAL CONTROLS



Better. By Design.

800.238.7474 | [WWW.MACROMATIC.COM](http://WWW.MACROMATIC.COM) | [SALES@MACROMATIC.COM](mailto:SALES@MACROMATIC.COM)

Specifications subject to change without notice | Macromatic is a registered tradename of Macromatic Industrial Controls, Inc. 5.4.16