

MODEL FCOR - FERRITE SUPPRESSION CORE

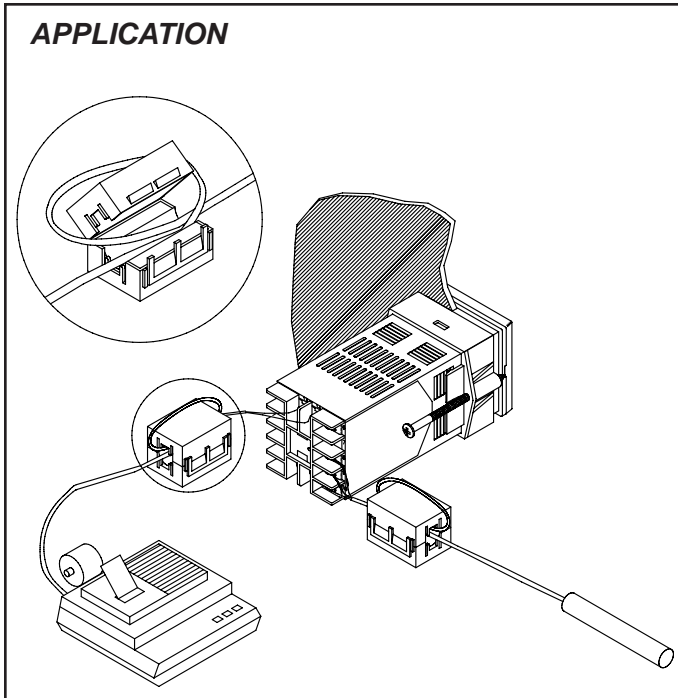
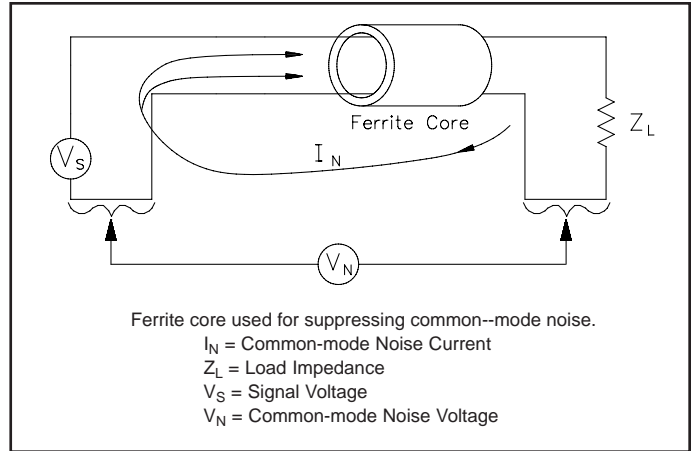
DESCRIPTION

This Ferrite suppression core is packaged in a nylon case ready to clamp on a single cable or several cables connecting to electronic equipment. The purpose of the core is to attenuate conducted Electro-Magnetic Interference (EMI) in the 25 MHz to 200 MHz range. Increasing the number of cable turns through the core increases the impedance of the core. A higher impedance results in greater EMI attenuation.

Placing more than one core on a cable increases the impedance at a slower rate than adding turns to one core. The impedance for multiple cores is equal to the sum of each core's impedance. For a given application, start with a single core using 2 turns. Add additional turns or additional cores as necessary.

Note: Increasing the number of turns beyond two will tend to degrade performance at higher frequencies (see Specifications).

Place the cores on the cables as close to the equipment as possible unless the equipment is mounted in a shielded enclosure and the source of the EMI is from outside the enclosure. In this case, place the cores on the cable just inside or outside the entry point of the enclosure.



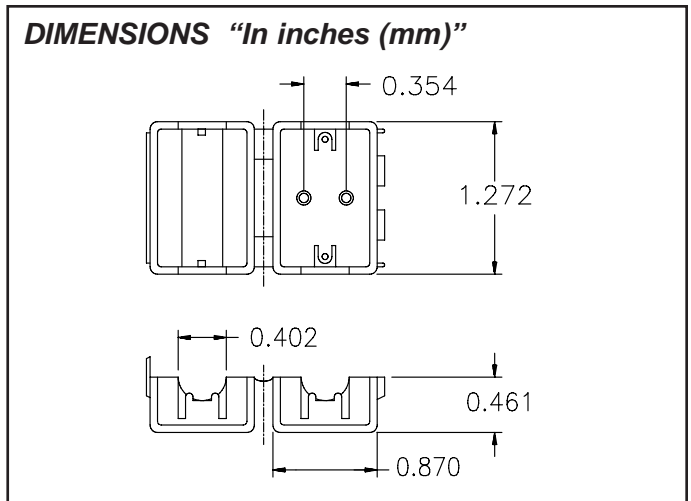
SPECIFICATIONS

1. MAX. CABLE DIAMETER: 0.390" (9.9 mm)
2. IMPEDANCE (OHMS):

# OF TURNS	25 MHz MIN.	100 MHz ±20%
1	110	225
2	440	900
4	1760	1000

OF TURNS = The number of times the cable passes through the core.

3. WEIGHT: 0.63 oz. (18 g)



ORDERING INFORMATION

MODEL NO.	DESCRIPTION	PART NUMBER
FCOR	Ferrite Suppression Core	FCOR0000