

## MODEL PT - PRESSURE TRANSMITTER



- COMPACT STAINLESS STEEL HOUSING
- M12 QUICK DISCONNECT
- EXCELLENT EMC RESISTANCE
- SHORT CIRCUIT AND REVERSE POLARITY PROTECTION
- IP67 PROTECTION RATING
- CERAMIC TECHNOLOGY THAT PROVIDES LONG TERM RELIABLE OPERATION

### DESCRIPTION

The PT Series Pressure Transmitters are designed to provide accurate and dependable pressure measurement, even in the most demanding applications. The reliability of solid-state design and the durability of the stainless steel case are the cornerstone of their design.

Proven ceramic component technology allows long-term stability and high tolerance to overpressure conditions. The 4 to 20 mA output can easily be connect to any Red Lion process meter for monitoring and/or control. Short circuit and reverse polarity protection are built-in to the circuitry, further enhancing this pressure transmitters.

The transmitter housing is constructed of stainless steel and provides an IP 67 level of protection. The fluid connection is a standard G 1/4 thread, while the electrical connection is a M12 connector.

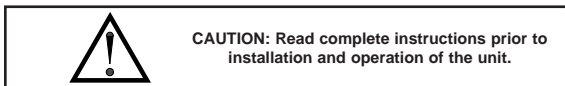
Additional pressure ranges and accessories are available on special request, contact the factory for more details.

### SPECIFICATIONS

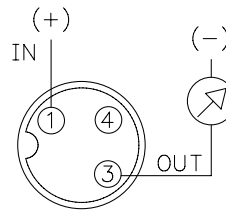
1. **ACCURACY:**  $\leq 0.3\%$  Full Scale
2. **MEDIUM TEMPERATURE:** -40°F to + 302°F (-40°C to +150°C)
3. **OPERATING VOLTAGE:** 8 to 33 VDC
4. **OUTPUT:** 4 to 20 mA
5. **CURRENT CONSUMPTION:**  $\leq 20$  mA
6. **DYNAMIC RESPONSE:** < 2 msec
7. **SHORT CIRCUIT PROTECTION:** Yes
8. **REVERSE POLARITY PROTECTION:** Yes
9. **DEGREE OF PROTECTION:** IP 67
10. **HOUSING MATERIAL:** SST 1.4305 (AISI 303)
11. **ELECTRICAL CONNECTION:** M12x1
12. **FLUID CONNECTION:** G 1/4
13. **SHOCK RESISTANCE:** 75 G, 11 msec per IEC 68-2-27
14. **VIBRATION RESISTANCE:** 20 G, 15 mm per IEC 68-2-6

### SAFETY

All safety related regulations, local codes and instructions that appear in the manual or on equipment must be observed to ensure personal safety and to prevent damage to either the instrument or equipment connected to it. If equipment is used in a manner not specified by the manufacturer, the protection provided by the equipment may be impaired.

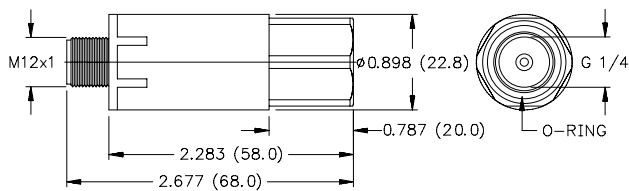


### WIRING PINOUT AND SPECIFICATIONS



PT PIN	FUNCTION	WIRE COLOR
1	+VDC	BROWN
3	4-20 mA OUT	BLUE
4	N/C	—

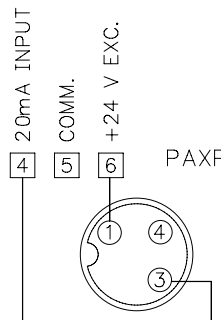
### DIMENSIONS In inches (mm)



### ORDERING INFORMATION

MODEL NO.	DESCRIPTION	BAR	PSI	PART NUMBER
PT	2 Wire Relative Pressure Transmitter	0 - 1	0 - 14.5	PT00001R
		0 - 1.6	0 - 23.2	PT00002R
		0 - 10	0 - 145	PT00010R
		0 - 250	0 - 3625	PT00250R
CCM	4 Wire unshielded 2 meter cable/connector			CCM12U02

### DISPLAY DEVICE VDC SOURCE



### EXTERNAL VDC SOURCE

