

Datasheet - SLC 440-E/R1210-30-01

Safety light curtains, Safety light grids / Safety light curtains / SLC 440



(Minor differences between the printed image and the original product may exist!)

- Safety type 4 in accordance with IEC 61496-1
- User-friendly parameter setting, no tools required
- Reliable safety concept in case of interferences (EMC, welding sparks)
- Process safety with highest availability
- Integrated set-up tool

Ordering details

Product type description	SLC 440-E/R1210-30-01
Article number	101216747
EAN code	

Approval

Approval



Classification

Standards	EN ISO 13849-1, EN 62061
PL	up e
Control category	up 4
PFH value	5.14 x 10 ⁻⁹ /h
SIL	up 3
Mission time	20 Years

Global Properties

Product name	SLC 440 Sicherheits-Lichtvorhang
Standards	EN 61496-1; CLC/TS 61496-2
Compliance with the Directives (Y/N) 	Yes

Operating resource protection class	Protection class 3
Safety type in accordance with IEC 61496-1	4
Materials	
- Material of the housings	Aluminium
Weight	
Beam coding (Y/N)	Yes
Protection field height	1210 mm
Range of the protection field	300 - 10000 mm
Reaction time	20 ms
Wave length of the sensors	880
Fade-out is possible (Y/N)	Yes
Override possible (Y/N)	No
reduced resolution (Y/N)	No
Clock control possible (Y/N)	No
Muting possible (Y/N)	No
Restart block (Y/N)	Yes
Master/slave function	No
Cascadable (Y/N)	No
Monitoring function of downstream devices (Y/N)	Yes
Recommended safety-monitoring module	SRB 301MC

Mechanical data

Detection ability for test bodies	30 mm
Number of beams	60 piece
Design of electrical connection	Connector
- Wiring of the transmitter	connector plug M12, 4-pole
- Wiring of the receiver	connector plug M12, 8-pole
Cable length	100 m

Ambient conditions

Ambient temperature	
- Min. environmental temperature	-10 °C
- Max. environmental temperature	+50 °C
Storage and transport temperature	
- Min. Storage and transport temperature	-25 °C
- Max. Storage and transport temperature	+70 °C
Protection class	IP67 to IEC/EN 60529

Electrical data

Design of output switching element OSSD	PNP
Power consumption	
- Power consumption Transmitter	1.8 W
- Power consumption Receiver	3.8 W
Voltage type	DC
Switching voltage of the OSSD in high state	24 V ± 10%
Integrated contactor control (Y/N)	Yes

Outputs

Max. output current at secured output	250 mA
---------------------------------------	--------

Electrical data - Safety outputs

Number of secure semi-conductor outputs	2 piece
Number of secure outputs with contact	0 piece

LED switching conditions display

LED switching conditions display (Y/N)	Yes
- Status and diagnostics	Yes
- 7-segment display	

ATEX

Explosion protection categories for gases	None
Explosion protected category for dusts	None

Dimensions

Dimensions of the sensor	
- Width of sensor	27.8 mm
- Height of sensor	1291 mm
- Length of sensor	33 mm

notice

In case of failure (interruption of the 0 V supply) the maximum leakage current is 1 mA.

Included in delivery

Delivery scope of disposable system	Transmitter + receiver, Mounting angle
-------------------------------------	--

Indication legend

A: total length (Protection field height + 81 mm)

Ordering code

SLC 440-E/R(1)-(2)-01

(1)	
0170	Protection field height 170 mm
0250	Protection field height 250 mm
0330	Protection field height 330 mm
0410	Protection field height 410 mm
0490	Protection field height 490 mm
0570	Protection field height 570 mm
0650	Protection field height 650 mm
0730	Protection field height 730 mm
0810	Protection field height 810 mm
0890	Protection field height 890 mm
0970	Protection field height 970 mm
1050	Protection field height 1050 mm
1130	Protection field height 1130 mm

1210	Protection field height 1210 mm
1290	Protection field height 1290 mm <i>(Only for Resolution 30 mm, 50 mm)</i>
1370	Protection field height 1370 mm <i>(Only for Resolution 30 mm, 50 mm)</i>
1450	Protection field height 1450 mm <i>(Only for Resolution 30 mm, 50 mm)</i>
1530	Protection field height 1530 mm <i>(Only for Resolution 30 mm, 50 mm)</i>
1610	Protection field height 1610 mm <i>(Only for Resolution 30 mm, 50 mm)</i>
1690	Protection field height 1690 mm <i>(Only for Resolution 30 mm, 50 mm)</i>
1770	Protection field height 1770 mm <i>(Only for Resolution 30 mm, 50 mm)</i>
(2)	
14	Resolution 14 mm, Range 0,3 m ... 7 m
30	Resolution 30 mm, Range 0,3 m ... 10 m

Documents

Operating instructions and Declaration of conformity (es) 582 kB, 14.08.2012

Code: mrl_slc440_es

Operating instructions and Declaration of conformity (it) 580 kB, 23.07.2012

Code: mrl_slc440_it

Operating instructions and Declaration of conformity (pt) 582 kB, 26.09.2012

Code: mrl_slc440_pt

Operating instructions and Declaration of conformity (jp) 712 kB, 24.07.2012

Code: mrl_slc440_jp

Operating instructions and Declaration of conformity (de) 891 kB, 14.05.2012

Code: mrl_slc440_de

Operating instructions and Declaration of conformity (en) 1 MB, 14.05.2012

Code: mrl_slc440_en

Operating instructions and Declaration of conformity (da) 584 kB, 09.08.2012

Code: mrl_slc440_da

BG-test certificate (de, en) 24 kB, 07.11.2011

Code: z_slcp03

Brochure (en) 1 MB, 27.03.2012

Code: b_slcp06_en

Brochure (de) 1 MB, 14.11.2011

Code: b_slcp06_de

Brochure (fr) 783 kB, 20.03.2012

Code: b_slcp06_fr

Brochure (es) 1 MB, 01.02.2012

Code: b_slcp06_es

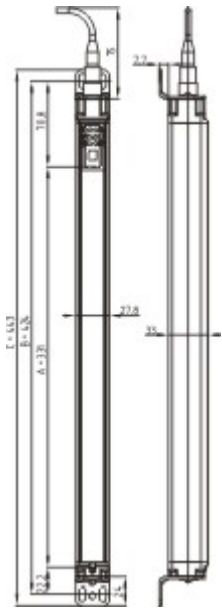
Brochure (pt) 808 kB, 02.04.2012

Code: b_slcp06_pt

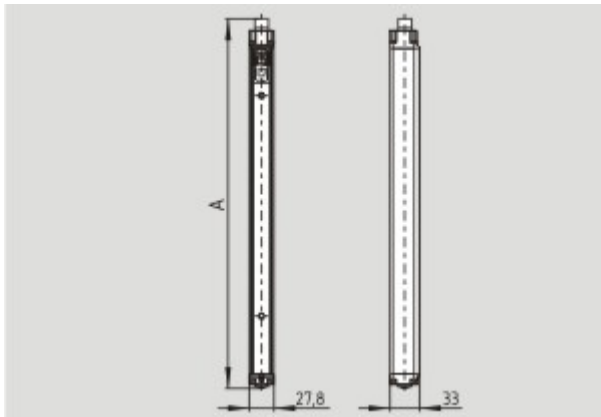
Brochure (pl) 803 kB, 12.03.2012

Code: b_slcp06_pl

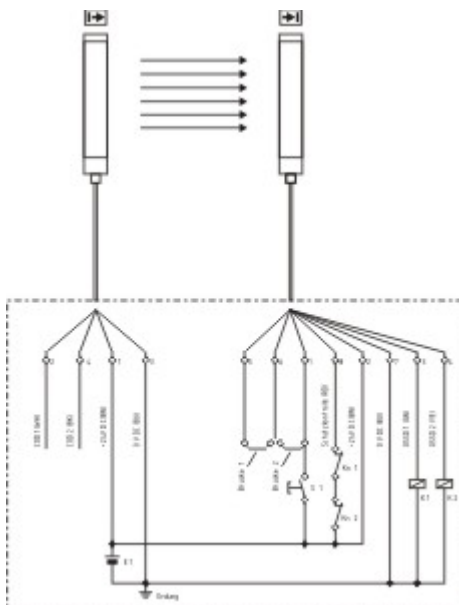
Images



Dimensional drawing (basic component)



Dimensional drawing (basic component)



System components

Safety control modules



SRB 301MC

- Fit for signal evaluation of outputs of safety magnetic switches
 - 3 safety contacts, STOP 0
 - 1 Signalling output
 - Suitable for signal processing of potential-free outputs, e.g. emergency stop command devices, position switches and solenoid interlocks
-

Connector



A-K8M12

- Pre-wired cable
 - 8-pole
-



A-K4M12

- Pre-wired cable
 - 4-pole
-

K.A. Schmersal GmbH, Möddinghofe 30, D-42279 Wuppertal

The data and values have been checked thoroughly. Technical modifications and errors excepted.

Generiert am 16.10.2012 - 16:22:00h Kasbase 2.2.2 DBII

