

Datasheet - AZ 15 ZVRK

Safety switch with separate actuator / AZ 15



Preferred typ



- Thermoplastic enclosure
- Double-insulated
- Long life
- 52 mm x 75 mm x 30 mm
- Multiple coding
- Large wiring compartment
- High level of contact reliability with low voltages and currents
- Slotted holes for adjustment, circular holes for location
- Not sensitive to dirty conditions by virtue of patented roller system
- 3 cable entries M 16 x 1.5

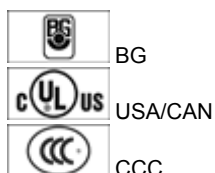
(Minor differences between the printed image and the original product may exist!)

Ordering details

Product type description	AZ 15 ZVRK
Article number	101153619
EAN code	4030661169354
eCl@ss	27-27-26-02

Approval


Approval



Classification

Standards	EN ISO 13849-1
B _{10d} Opener (NC)	2.000.000
Mission time	20 Years
notice	$MTTF_d = \frac{B_{10d}}{0,1 \times n_{op}}$ $n_{op} = \frac{d_{op} \times h_{op} \times 3600 \text{ s/h}}{t_{cycle}}$

Global Properties

Product name	AZ 15
Standards	EN 60947-5-1, BG-GS-ET-15
Compliance with the Directives (Y/N) 	Yes
suitable for elevators (Y/N)	Yes
Materials	
- Material of the housings	Plastic, glass-fibre reinforced thermoplastic, self-extinguishing
- Material of the contacts	Silver
Housing coating	None
Weight	100 g

Mechanical data

Design of electrical connection	Screw connection
Cable section	
- Min. Cable section	0,75 mm ²
- Max. Cable section	2.5 mm ²
Mechanical life	> 1.000.000 operations
notice	All indications about the cable section are including the conductor ferrules.
higher Latching force (Y/N)	Yes
Latching force	30 N
With ejection force (Y/N)	No
Positive break force	10 N
positive break travel	8 mm
Actuating speed	max. 2 m/s

Ambient conditions

Ambient temperature	
- Min. environmental temperature	-30 °C
- Max. environmental temperature	+80 °C
Protection class	IP67 to IEC/EN 60529

Electrical data

Design of control element	Opener (NC)
Switching principle	Creep circuit element
Number of auxiliary contacts	0 piece
Number of safety contacts	1 piece
Rated impulse withstand voltage U _{imp}	6 kV
Rated insulation voltage U _i	500 V
Thermal test current I _{the}	10 A
Utilisation category	AC-15: 230 V / 4 A, DC-13: 24 V / 4 A
Max. fuse rating	6 A gG D-fuse

ATEX

Explosion protection categories for gases	None
Explosion protected category for dusts	None

Dimensions

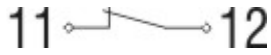
Dimensions of the sensor

- Width of sensor	52 mm
- Height of sensor	75 mm
- Length of sensor	30 mm






Included in delivery

Actuators must be ordered separately.

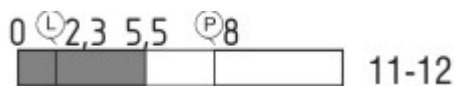
Diagram








Note Diagram

-  positive break NC contact
-  active
-  no active
-  Normally-open contact
-  Normally-closed contact

Switch travel diagram



Notes Switch travel diagram

-  Contact closed
-  Contact open
-  Setting range
-  Break point
-  Positive opening sequence/- angle
- VS** adjustable range of NO contact
- VÖ** adjustable range of NC contact
- N** after travel

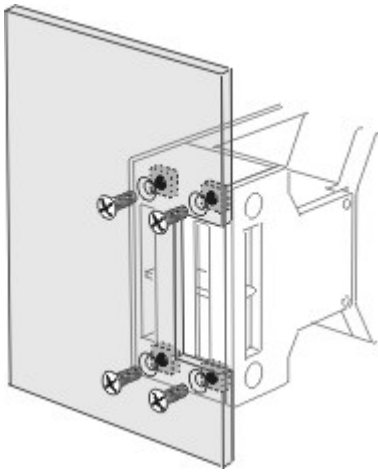
Ordering suffix

The applicable ordering suffix is added at the end of the part number of the safety switch.

Order example: AZ 15 ZVRK-**2254**

...-**2254** Latching force 5 N

...-**1637** 0,3 µm gold-plated contacts



...-1762

Versions with M5 nuts
For front mounting of safety switch, e.g. on sheet-steel covers
Cannot be retrofitted

Ordering code

AZ 15 ZV(1)K-(2)-(3)

(1)

without

R

Ejection force

Latching force 30 N

(2)

without

ST

Cable entry M16

Connector M12, 4-pole

(3)

2254

Latching force 5 N

1762

Front mounting

1637

gold-plated contacts

Documents

Operating instructions and Declaration of conformity (pt) 268 kB, 21.08.2013

Code: mrl_az15-16_pt

Operating instructions and Declaration of conformity (pt) 433 kB, 25.05.2010

Code: mrl_az15-16_pt

Operating instructions and Declaration of conformity (de) 248 kB, 28.05.2013

Code: mrl_az15-16_de

Operating instructions and Declaration of conformity (fr) 268 kB, 29.07.2013

Code: mrl_az15-16_fr

Operating instructions and Declaration of conformity (jp) 374 kB, 10.07.2013

Code: mrl_az15-16_jp

Operating instructions and Declaration of conformity (cs) 400 kB, 11.10.2011

Code: mrl_az15-16_cs

Operating instructions and Declaration of conformity (es) 266 kB, 30.07.2013

Code: mrl_az15-16_es

Operating instructions and Declaration of conformity (pl) 313 kB, 06.02.2015

Code: mrl_az15-16_pl

Operating instructions and Declaration of conformity (sv) 275 kB, 17.06.2015

Code: mrl_az15-16_sv

Operating instructions and Declaration of conformity (da) 398 kB, 17.11.2011

Code: mrl_az15-16_da

Operating instructions and Declaration of conformity (en) 260 kB, 28.05.2013

Code: mrl_az15-16_en

Operating instructions and Declaration of conformity (ro) 400 kB, 18.11.2011

Code: mrl_az15-16_ro

Operating instructions and Declaration of conformity (nl) 266 kB, 02.07.2013

Code: mrl_az15-16_nl

Operating instructions and Declaration of conformity (fi) 256 kB, 02.07.2015

Code: mrl_az15-16_fi

Operating instructions and Declaration of conformity (it) 261 kB, 02.07.2013

Code: mrl_az15-16_it

BG-test certificate (en) 135 kB, 18.11.2014

Code: z_z15p02

BG-test certificate (de) 138 kB, 18.11.2014

Code: z_z15p01

CCC certification (cn) 408 kB, 24.06.2014

Code: q_175p03

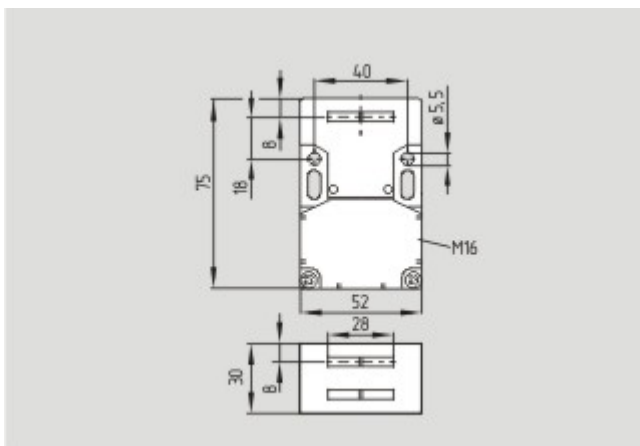
CCC certification (en) 396 kB, 24.06.2014

Code: q_175p02

Gost certification (ru) 2 MB, 07.07.2011

Code: q_az1p01

Images



Dimensional drawing (basic component)

System components

Actuator



1137434 - AZ 15/16-B6

- For very small actuating radii in line with or at 90° to the plane of the actuator



1096092 - AZ 15/16-B3-1747

- For very small actuating radii at 90° to the plane of the actuator
- Suitable for retrofitting
- For play-free interlocking of light guards



101096090 - AZ 15/16-B3-1747 WITH MAGNETIC LATCH

- For very small actuating radii at 90° to the plane of the actuator
- Suitable for retrofitting
- For play-free interlocking of light guards
- The magnetic latch can be easily fitted in any actuating plane



1095550 - AZ 15/16-B3

- For very small actuating radii at 90° to the plane of the actuator



1096089 - AZ 15/16-B2-1747 WITH MAGNETIC LATCH

- For very small actuating radii in line with the plane of the actuator
- Suitable for retrofitting
- For play-free interlocking of light guards
- The magnetic latch can be easily fitted in any actuating plane



1096091 - AZ 15/16-B2-1747

- For very small actuating radii in line with the plane of the actuator
- Suitable for retrofitting
- For play-free interlocking of light guards



1095558 - AZ 15/16-B2

- For very small actuating radii in line with the plane of the actuator

1137408 - AZ 15/16-B1-2245

- Damps vibration on guard device



1126794 - AZ 15/16-B1-2177 WITH CENTERING GUIDE

- For interlocking of light, unguided guards



1126793 - AZ 15/16-B1-2177

- For interlocking of light, unguided guards



1111081 - AZ 15/16-B1-2053 WITH BALL LATCH

- For interlocking of light to medium-weight guards



1111079 - AZ 15/16-B1-2053

- For interlocking of light to medium-weight guards



1108278 - AZ 15/16-B1-2024 WITH SLOT SEALING PLUG

- For protection against the ingress of course dirt



1108276 - AZ 15/16-B1-2024



1093553 - AZ 15/16-B1-1747

- For play-free interlocking of light guards
- The magnetic latch can be easily fitted in any actuating plane
- Suitable for retrofitting





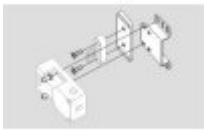
1092711 - AZ 15/16-B1-1747

- For play-free interlocking of light guards
- Suitable for retrofitting

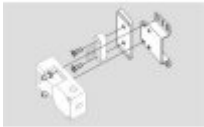


101083036 - AZ 15/16-B1

Accessories



1149214 - Mounting set MS AZ 15/16 R/P



1150373 - Mounting set MS AZ 15/16 P



101110500 - SZ 16/335

- To prevent inadvertent closing, e.g. during maintenance
- For complex plant
- Prevents actuation of the switch
- Up to 6 padlocks can be fitted
- The lockout tag can be mounted on a chain near to the safety switch



101115025 - Ball latch 2053-2

- Additional ball latch for stable latching of light to medium-weight guards
- For separate mounting on the guard



1089116 - Slot sealing plugs AZ 15/16-1476

- For protection against the ingress of course dirt
- To cover unused actuator slots
- Simple clip-in fitting

Mounting accessories

101135340 - TAMPERPROOF SCREWS M 5 x 20

- To mount the actuator



- Higher protection against tampering with interlock
- Protects against unauthorised removal of actuator
- Various lengths available



101135339 - TAMPERPROOF SCREWS M 5 x 16

- To mount the actuator
- Higher protection against tampering with interlock
- Protects against unauthorised removal of actuator
- Various lengths available

K.A. Schmersal GmbH & Co. KG, Möddinghofe 30, D-42279 Wuppertal

The data and values have been checked thoroughly. Technical modifications and errors excepted.

Generiert am 24.07.2015 - 03:19:01h Kasbase 3.1.12.F.64l