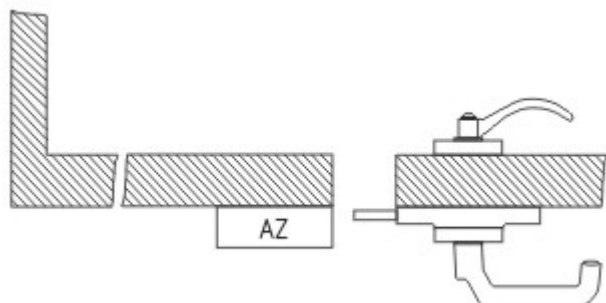


Datasheet - AZ 415-ST30-05

Safety switch with separate actuator / AZ 415 / Door-handle system STS / AZ 415-ST30



- Latching handle
- Suitable for all types of guard

(Minor differences between the printed image and the original product may exist!)

Ordering details

Product type description	AZ 415-ST30-05
Article number	101176934
EAN code	4030661307398
eCl@ss	27-27-92-16

Global Properties

Product name	AZ 415-ST30
Weight	1915 g

Mechanical data

emergency handle (Y/N)	Yes
Shearing force	30000 N
Actuator mounted	outside
Door hinge	right

notice

The drawings are always shown with a view to the switch.

Included in delivery

Mounting plate for safety switch
Actuator including mounting plate
emergency handle including mounting plate

Documents

Operating instructions and Declaration of conformity (es) 573 kB, 14.02.2012

Code: mrl_az-azm-sts30_es

Operating instructions and Declaration of conformity (it) 556 kB, 11.06.2012

Code: mrl_az-azm-sts30_it

Operating instructions and Declaration of conformity (de) 680 kB, 02.12.2011

Code: mrl_az-azm-sts30_de

Operating instructions and Declaration of conformity (fr) 556 kB, 18.09.2012

Code: mrl_az-azm-sts30_fr

Operating instructions and Declaration of conformity (da) 555 kB, 26.01.2012

Code: mrl_az-azm-sts30_da

Operating instructions and Declaration of conformity (pl) 506 kB, 21.11.2013

Code: mrl_az-azm-sts30_pl

Operating instructions and Declaration of conformity (jp) 612 kB, 11.06.2012

Code: mrl_az-azm-sts30_jp

Operating instructions and Declaration of conformity (pt) 556 kB, 11.06.2012

Code: mrl_az-azm-sts30_pt

Operating instructions and Declaration of conformity (en) 555 kB, 26.01.2012

Code: mrl_az-azm-sts30_en

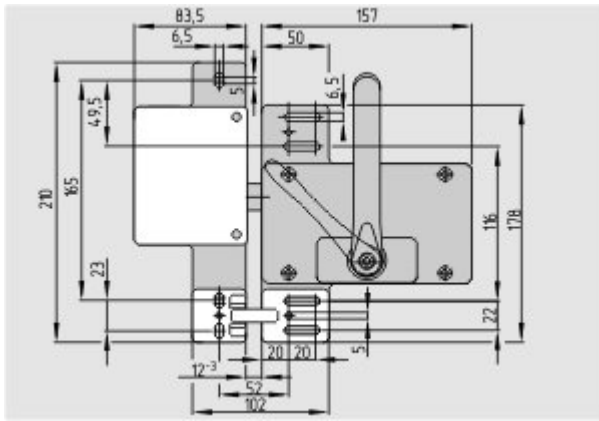
Operating instructions and Declaration of conformity (nl) 579 kB, 20.09.2012

Code: mrl_az-azm-sts30_nl

Images



Product photo



Dimensional drawing (miscellaneous)

System components

Accessories



1147878 - SZ 415-1

- Suitable for mounting inside and outside of the hazardous area
- To prevent inadvertent closing, e.g. during maintenance
- For complex plant
- Prevents actuation of the switch
- Lockout tag with 3 circular holes



1147932 - SZ 415-2

- Suitable for mounting inside and outside of the hazardous area
- To prevent inadvertent closing, e.g. during maintenance
- For complex plant
- Prevents actuation of the switch
- Lockout tag with 3 circular holes



SZ 415-1-2177 - SZ 415-1-2477

- Suitable for mounting inside and outside of the hazardous area
- To prevent inadvertent closing, e.g. during maintenance
- For complex plant
- Prevents actuation of the switch
- Lockout tag with 5 circular holes



SZ 415-2-2177 - SZ 415-2-2477

- Suitable for mounting inside and outside of the hazardous area
- To prevent inadvertent closing, e.g. during maintenance
- For complex plant
- Prevents actuation of the switch
- Lockout tag with 5 circular holes



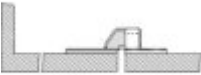
101160461 - SZ AZ 415-22-1

101160462 - SZ AZ 415-22-2



101166328 - TFA-010

- Pre-positioning
- The actuator is independent from the centring device.
- Smooth insertion or retraction of the actuator



101166329 - TFI-010

- Pre-positioning
- The actuator is independent from the centring device.
- Smooth insertion or retraction of the actuator

K.A. Schmersal GmbH & Co. KG, Möddinghofe 30, D-42279 Wuppertal

The data and values have been checked thoroughly. Technical modifications and errors excepted.

Generiert am 31.07.2015 - 04:57:23h Kasbase 3.1.12.F.64l