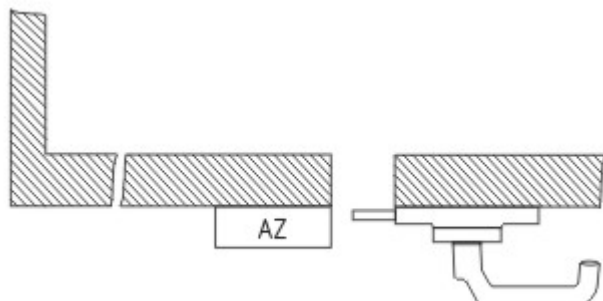


## Datasheet - AZ 415-ST30-07

Safety switch with separate actuator / AZ 415 / Door-handle system STS / AZ 415-ST30



- Latching handle
- Suitable for all types of guard

(Minor differences between the printed image and the original product may exist!)

### Ordering details

Product type description	AZ 415-ST30-07
Article number	101176937
EAN code	4030661307428
eCl@ss	27-27-92-16

### Global Properties

Product name	AZ 415-ST30
Weight	1455 g

### Mechanical data

emergency handle (Y/N)	No
Shearing force	30000 N
Actuator mounted	outside
Door hinge	right

### notice

The drawings are always shown with a view to the switch.

### Included in delivery

Mounting plate for safety switch  
Actuator including mounting plate

### Documents

**Operating instructions and Declaration of conformity** (es) 573 kB, 14.02.2012

Code: mrl\_az-azm-sts30\_es

**Operating instructions and Declaration of conformity (it)** 556 kB, 11.06.2012

Code: mrl\_az-azm-sts30\_it

**Operating instructions and Declaration of conformity (de)** 680 kB, 02.12.2011

Code: mrl\_az-azm-sts30\_de

**Operating instructions and Declaration of conformity (fr)** 556 kB, 18.09.2012

Code: mrl\_az-azm-sts30\_fr

**Operating instructions and Declaration of conformity (da)** 555 kB, 26.01.2012

Code: mrl\_az-azm-sts30\_da

**Operating instructions and Declaration of conformity (pl)** 506 kB, 21.11.2013

Code: mrl\_az-azm-sts30\_pl

**Operating instructions and Declaration of conformity (jp)** 612 kB, 11.06.2012

Code: mrl\_az-azm-sts30\_jp

**Operating instructions and Declaration of conformity (pt)** 556 kB, 11.06.2012

Code: mrl\_az-azm-sts30\_pt

**Operating instructions and Declaration of conformity (en)** 555 kB, 26.01.2012

Code: mrl\_az-azm-sts30\_en

**Operating instructions and Declaration of conformity (nl)** 579 kB, 20.09.2012

Code: mrl\_az-azm-sts30\_nl

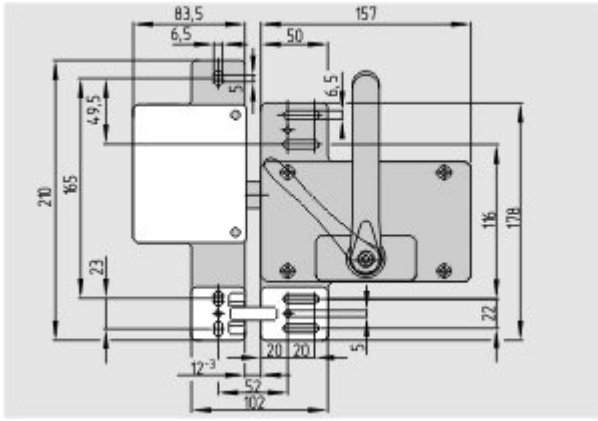
## Images

---



Product photo

---



Dimensional drawing (miscellaneous)

## System components

### Accessories



#### 1147878 - SZ 415-1

- Suitable for mounting inside and outside of the hazardous area
- To prevent inadvertent closing, e.g. during maintenance
- For complex plant
- Prevents actuation of the switch
- Lockout tag with 3 circular holes



#### 1147932 - SZ 415-2

- Suitable for mounting inside and outside of the hazardous area
- To prevent inadvertent closing, e.g. during maintenance
- For complex plant
- Prevents actuation of the switch
- Lockout tag with 3 circular holes



#### SZ 415-1-2177 - SZ 415-1-2477

- Suitable for mounting inside and outside of the hazardous area
- To prevent inadvertent closing, e.g. during maintenance
- For complex plant
- Prevents actuation of the switch
- Lockout tag with 5 circular holes



#### SZ 415-2-2177 - SZ 415-2-2477

- Suitable for mounting inside and outside of the hazardous area
- To prevent inadvertent closing, e.g. during maintenance
- For complex plant
- Prevents actuation of the switch
- Lockout tag with 5 circular holes



#### 101160461 - SZ AZ 415-22-1

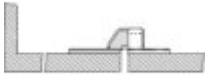
S SCHMERSAL  
.net

#### 101160462 - SZ AZ 415-22-2



**101166328 - TFA-010**

- Pre-positioning
- The actuator is independent from the centring device.
- Smooth insertion or retraction of the actuator



**101166329 - TFI-010**

- Pre-positioning
- The actuator is independent from the centring device.
- Smooth insertion or retraction of the actuator

---

K.A. Schmersal GmbH & Co. KG, Möddinghofe 30, D-42279 Wuppertal

The data and values have been checked thoroughly. Technical modifications and errors excepted.

Generiert am 31.07.2015 - 05:02:00h Kasbase 3.1.12.F.64l