

Datasheet - SDG01.1103

Safety switch with separate actuator / SDG



- Metal enclosure
- 50 mm x 152 mm x 43 mm
- Long life
- Head positioned to the front

(Minor differences between the printed image and the original product may exist!)

Ordering details

Product type description	SDG01.1103
Article number	101016704
EAN code	
eCl@ss	27-27-26-02

Approval

Approval



Classification

Standards	EN ISO 13849-1
B _{10d} Normally-closed contact (NC)	2.000.000
B _{10d} Normally open contact (NO)	1.000.000
Mission time	20 Years
notice	$MTTF_d = \frac{B_{10d}}{0,1 \times n_{op}}$ $n_{op} = \frac{d_{op} \times h_{op} \times 3600 \text{ s/h}}{t_{cycle}}$

Global Properties

Product name	SDG
--------------	-----

Standards	EN 60947-5-1, BG-GS-ET-15, EN 1088
Compliance with the Directives (Y/N) 	Yes
Materials	
- Material of the housings	Aluminium
- Material of the contacts	Silver
Housing coating	painted
Weight	400 g

Mechanical data

Design of electrical connection	Screw connection
Cable section	
- Min. Cable section	0,5 mm ²
- Max. Cable section	2.5 mm ²
Mechanical life	1.000.000 operations
notice	All indications about the cable section are including the conductor ferrules.
higher Latching force (Y/N)	No
Positive break force	5 N for each NC contact fitted
positive break travel	11 mm

Ambient conditions

Ambient temperature	
- Min. environmental temperature	-25 °C
- Max. environmental temperature	+70 °C
Protection class	IP67 to IEC/EN 60529

Electrical data

Design of control element	Normally open contact (NO), Opener (NC)
Switching principle	Creep circuit element
Number of auxiliary contacts	1 piece
Number of safety contacts	2 piece
Rated impulse withstand voltage U _{imp}	2.5 kV
Rated insulation voltage U _i	400 V
Thermal test current I _{the}	10 A
Utilisation category	AC-15: 230 V / 8 A DC-13: 24 V / 5 A
Max. fuse rating	10 A gG D-fuse

ATEX

Explosion protection categories for gases	None
Explosion protected category for dusts	None

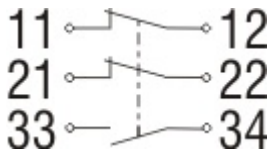
Dimensions

Dimensions of the sensor	
- Width of sensor	50 mm
- Height of sensor	152 mm
- Length of sensor	43 mm






Included in delivery

Actuators must be ordered separately.

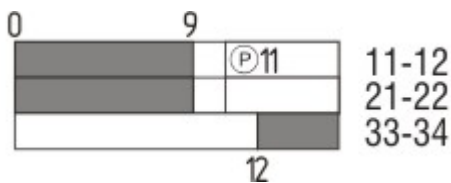
Diagram








Note Diagram

-  positive break NC contact
-  active
-  no active
-  Normally-open contact
-  Normally-closed contact

Switch travel diagram



Notes Switch travel diagram

-  Contact closed
 -  Contact open
 -  Setting range
 -  Break point
 -  Positive opening sequence/- angle
- VS** adjustable range of NO contact
VÖ adjustable range of NC contact
N after travel

Ordering code

SDG(1)/(2)

(1)

1.0	Head positioned to the front
02	Head positiones to the left
3.0	Head positioned to the right
04	Head positioned to the rear

(2)

1103	2 Opener (NC) / 1 Normally open contact (NO) Creep circuit element
3330	3 Opener (NC) Creep circuit element
3440	3 Opener (NC) gradually Creep circuit element
1044	1 Opener (NC) / 2 Normally open contact (NO) Creep circuit element

Documents

Datasheet (en) 337 kB, 01.07.2011

Code: g_sdgp01

Operating instructions and Declaration of conformity (it) 821 kB, 09.09.2010

Code: mrl_shg-scg-sdg_it

Operating instructions and Declaration of conformity (jp) 632 kB, 05.07.2011

Code: mrl_shg-scg-sdg_jp

Operating instructions and Declaration of conformity (fr) 823 kB, 09.09.2010

Code: mrl_shg-scg-sdg_fr

Operating instructions and Declaration of conformity (de) 546 kB, 08.11.2010

Code: mrl_shg-scg-sdg_de

Operating instructions and Declaration of conformity (nl) 824 kB, 10.09.2010

Code: mrl_shg-scg-sdg_nl

Operating instructions and Declaration of conformity (pl) 325 kB, 17.03.2014

Code: mrl_shg-scg-sdg_pl

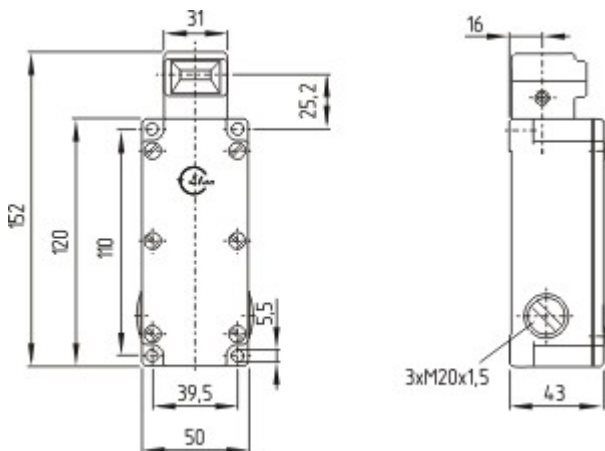
Operating instructions and Declaration of conformity (es) 822 kB, 10.09.2010

Code: mrl_shg-scg-sdg_es

Operating instructions and Declaration of conformity (en) 549 kB, 08.11.2010

Code: mrl_shg-scg-sdg_en

Images



Dimensional drawing (basic component)

System components

Actuator



101025451 - BOF/HIS.2

- Minimum actuating radius 400 mm
- Flexible actuator

101025450 - BOF/HIS.1



- Minimum actuating radius 400 mm
 - Flexible actuator
-



101014463 - BOWR

- Minimum actuating radius 350 mm
 - Angled actuator
-



101014461 - BOR

- Minimum actuating radius 350 mm
 - Straight actuator
-



101014462 - BOW

- Minimum actuating radius 400 mm
 - Angled actuator
-



101014460 - BO

- Minimum actuating radius 400 mm
 - Straight actuator
-

K.A. Schmersal GmbH & Co. KG, Möddinghofe 30, D-42279 Wuppertal

The data and values have been checked thoroughly. Technical modifications and errors excepted.

Generiert am 29.07.2015 - 22:00:22h Kasbase 3.1.12.F.64l