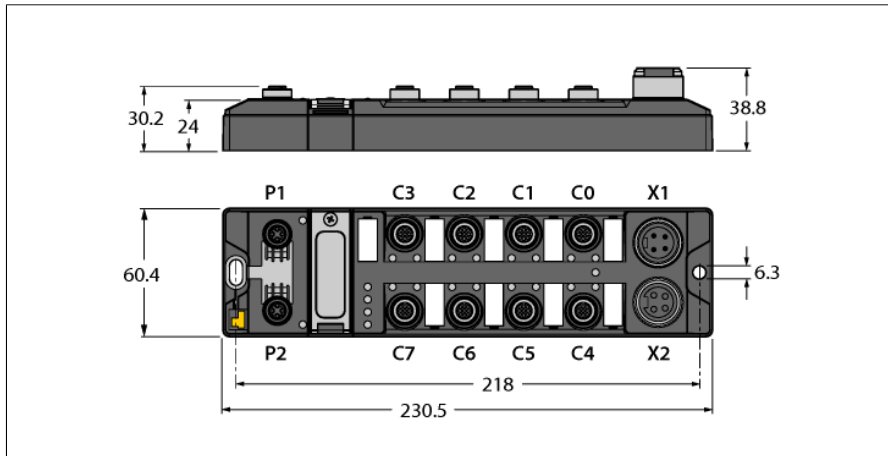


Compact multiprotocol I/O module for Ethernet

16 Digital PNP Outputs

TBEN-LG-16DOP



- EtherNet/IP™, Modbus® TCP, or PROFINET® slave
- Integrated Ethernet switch
- Supports 10 Mbps/100 Mbps
- 2 x M12, 4-pin, D-coded, Ethernet fieldbus connection
- Glass fiber reinforced housing
- Shock and vibration tested
- Fully potted module electronics
- Protection classes IP65, IP67, IP69K
- 7/8" connector for power supply, 4-pin
- Separated power groups for safety shutdown
- Max. 2 A per output
- Output diagnostics per channel

Type designation	TBEN-LG-16DOP
Ident-No.	6814067
Ident-No (TUSA)	M6814067
Supply	
Supply voltage	24 VDC
Admissible range	18...30 VDC
	Total current max. 9 A per voltage group
	Total current V1 + V2 max. 11 A per module
Voltage supply connection	4-pin male 7/8" connector X1
Sensor/Actuator supply V_{AUX2}	supply of ports C0-C7 from V2
	short-circuit proof, 120 mA per port
Electrical isolation	galvanic isolation of the voltage groups V1 and V2, voltages up to 500 VAC
System data	
Fieldbus transmission rate	10 Mbps/100 Mbps
Fieldbus connection technology	2 x M12, 4-pin, D-coded
Protocol detection	automatic
Web server	default: 192.168.1.254
Service Interface	Ethernet via P1 or P2
Product code	14067
Modbus TCP	
Addressing	Static IP, BOOTP, DHCP
Supported function codes	FC1, FC2, FC3, FC4, FC5, FC6, FC15, FC16, FC23
Number of TCP connections	8
Input register start address	0 (0x0000 hex)
Output register start address	2048 (0x0800 hex)
EtherNet/IP™	
Addressing	acc. to EtherNet/IP™ specification
Quick Connect (QC)	< 150 ms
Device Level Ring (DLR)	supported
Number of TCP connections	3
Number of CIP connections	10
Input Assembly Instance	103
Output Assembly Instance	104
Configuration Assembly Instance	106
PROFINET	
Addressing	DCP
Conformance class	B (RT)
MinCycleTime	1 ms
Fast Start-Up (FSU)	< 150 ms
Diagnostics	acc. to PROFINET alarm handling
Topology detection	supported
Automatic addressing	supported
Media Redundancy Protocol (MRP)	supported

Compact multiprotocol I/O module for Ethernet

16 Digital PNP Outputs

TBEN-LG-16DOP

TURCK
works

Industrial
Automation

Digital outputs

Number of channels	16
Connection Technology Outputs	M12, 5-pol
Output type	PNP
Type of output diagnostics	channel diagnostics
Output voltage	24 VDC from potential group
Output current per channel	2.0 A per port, short-circuit proof
Output delay	1.3 ms
Load type	EN 60947-5-1: DC-13
Short-circuit protection	yes
Potential separation	galvanic isolation to P1/P2 , voltages up to 500 VDC


Standard/Directive conformity

Vibration test	acceleration to 20 g acc. to EN 60068-2-6
Shock test	acc. to EN 60068-2-27
Drop and topple	acc. to EN 60068-2-31/IEC 60068-2-32
Electro-magnetic compatibility	acc. to EN 61131-2
Approvals and certificates	CE
UL conditions	cULus LISTED 21 W2, Encl.Type 1 IND.CONT.EQ.

General Information


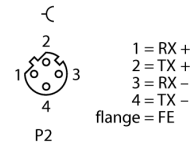
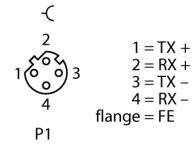
Dimensions (W x L x H)	60.4 x 230.4 x 39mm
Operating temperature	-40...+70 °C
Storage temperature	-40...+85 °C
Altitude	max.5000 m
Protection class	IP65 IP67 IP69K
MTTF	165 years
Housing material	PA6-GF30
Housing color	Black
Window material	Lexan
Material screw	303 stainless steel
Material label	Polycarbonate
Halogen-free	yes
Mounting	2 mounting holes □ 6.3 mm

Compact multiprotocol I/O module for Ethernet
16 Digital PNP Outputs
TBEN-LG-16DOP



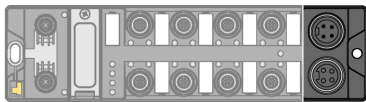
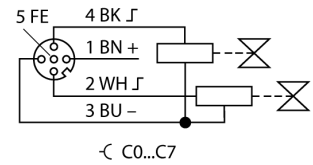
Accessories
Ethernet cable (example):
RSSD RSSD 441-2M
Ident no. U-02482

M12 x 1 Ethernet



Accessories
Accessories:
Connection cable , 2-channel (example):
RK 4.4T-2-RS 4.4T
Ident no. U2445
Splitter, 1-channel (example):
YB2-FSM 4.5-2FKM 4.5
Ident no. U0875-78

M12 x 1 Output



Accessories
Power supply cable (example):
RSM RKM 40-2M
Ident no. U2280-0

7/8" Power Supply



Compact multiprotocol I/O module for Ethernet
16 Digital PNP Outputs
TBEN-LG-16DOP



Industrial
Automation

Module LED Status

LED	Color	Status	Description
ETH1 / ETH2	Green	ON	Ethernet link (100 Mbps)
		flashing	Ethernet communication (100 Mbps)
	Yellow	ON	Ethernet link (10 Mbps)
		flashing	Ethernet communication (10 Mbps)
		OFF	No Ethernet link
BUS	Green	ON	Active connection to a master
		Flashing	Steady flashing: Ready Sequence of 3 flashes in 2 seconds: FLC/ARGEE active
	Red	ON	IP address conflict or Restore Mode or Modbus timeout
		Flashing	Blink/Wink command active
	Green/red	Alternating	Autonegotiation and/or waiting for DHCP/Boot-P addressing
	OFF	Power off	
ERR	Green	ON	Diagnostics disabled
	Red	ON	Diagnostics enabled
PWR	Green	ON	V ₁ and V ₂ power on
		flashing	V ₂ power off or below defined tolerance
		OFF	V ₁ power off or below defined tolerance

LED Status I/O

LED	Color	Status	Description
LED 0...15	Green	ON	Output active
	Red	ON	Output active with overload/short circuit
		Flashing	Power overload at the corresponding port. Both port LEDs are flashing.
	OFF	Output inactive	

Compact multiprotocol I/O module for Ethernet

16 Digital PNP Outputs

TBEN-LG-16DOP

Process Data Mapping of the Single Protocols

For more details on the corresponding protocols see manual.

Modbus TCP Register Mapping

	Reg	Bit 15	Bit 14	Bit 13	Bit 12	Bit 11	Bit 10	Bit 9	Bit 8	Bit 7	Bit 6	Bit 5	Bit 4	Bit 3	Bit 2	Bit 1	Bit 0
Status (RO)	0x0000	-	FCE	-	-	CFG	COM	V1	-	V2	-	-	-	-	-	-	Diag Warn
Diag (RO)	0x0001	-	-	-	-	-	-	-	-	-	-	-	-	-	-	-	I/O Diag
Outputs (RW)	0x0800	DO15 C7P2	DO14 C7P4	DO13 C6P2	DO12 C6P4	DO11 C5P2	DO10 C5P4	DO9 C4P2	DO8 C4P4	DO7 C3P2	DO6 C3P4	DO5 C2P2	DO4 C2P4	DO3 C1P2	DO2 C1P4	DO1 C0P2	DO0 C0P4
I/O Diag (RO)	0xA000	SCO7	SCO6	SCO5	SCO4	SCO3	SCO2	SCO1	SCO0	SCS7	SCS6	SCS5	SCS4	SCS3	SCS2	SCS1	SCS0
I/O Diag (RO)	0xA001	-	-	-	-	-	-	-	-	SCO15	SCO14	SCO13	SCO12	SCO11	SCO10	SCO9	SCO8

EtherNet/IP™ data mapping with activated scheduled diagnostics, default settings

	Word	Bit 15	Bit 14	Bit 13	Bit 12	Bit 11	Bit 10	Bit 9	Bit 8	Bit 7	Bit 6	Bit 5	Bit 4	Bit 3	Bit 2	Bit 1	Bit 0
Input data (station -> scanner)																	
GW status	0	-	FCE	-	-	CFG	COM	V1	-	V2	-	-	-	-	-	-	Diag Warn
Diag 1	1	-	-	Sched Diag	-	-	-	-	-	-	-	-	-	-	-	-	I/O Diag
Diag 2	2	SCO7	SCO6	SCO5	SCO4	SCO3	SCO2	SCO1	SCO0	SCS7	SCS6	SCS5	SCS4	SCS3	SCS2	SCS1	SCS0
Diag 3	3	-	-	-	-	-	-	-	-	SCO15	SCO14	SCO13	SCO12	SCO11	SCO10	SCO9	SCO8
Output data (scanner -> station)																	
Control	0	reserved															
Outputs	1	DO15 C7P2	DO14 C7P4	DO13 C6P2	DO12 C6P4	DO11 C5P2	DO10 C5P4	DO9 C4P2	DO8 C4P4	DO7 C3P2	DO6 C3P4	DO5 C2P2	DO4 C2P4	DO3 C1P2	DO2 C1P4	DO1 C0P2	DO0 C0P4

EtherNet/IP™ data mapping with activated summarized diagnostics

	Word	Bit 15	Bit 14	Bit 13	Bit 12	Bit 11	Bit 10	Bit 9	Bit 8	Bit 7	Bit 6	Bit 5	Bit 4	Bit 3	Bit 2	Bit 1	Bit 0
Input data (station -> scanner)																	
GW status	0	-	FCE	-	-	CFG	COM	V1	-	V2	-	-	-	-	-	-	Diag Warn
Diag 1	2	-	-	-	-	-	-	-	-	-	-	-	-	-	-	-	I/O Diag
Output data (scanner -> station)																	
Control	0	reserved															
Outputs	1	DO15 C7P2	DO14 C7P4	DO13 C6P2	DO12 C6P4	DO11 C5P2	DO10 C5P4	DO9 C4P2	DO8 C4P4	DO7 C3P2	DO6 C3P4	DO5 C2P2	DO4 C2P4	DO3 C1P2	DO2 C1P4	DO1 C0P2	DO0 C0P4

PROFINET Process Data

	Byte	Bit 7	Bit 6	Bit 5	Bit 4	Bit 3	Bit 2	Bit 1	Bit 0
Outputs	0	DO7 C3P2	DO6 C3P4	DO5 C2P2	DO4 C2P4	DO3 C1P2	DO2 C1P4	DO1 C0P2	DO0 C0P4
	1	DO15 C7P2	DO14 C7P4	DO13 C6P2	DO12 C6P4	DO11 C5P2	DO10 C5P4	DO9 C4P2	DO8 C4P4

Key:

Dlx	Digital input channel x	CFG	I/O configuration error
DOx	Digital output channel x	FCE	I/O-ASSISTANT Force Mode active
Cx	Port x	I/Odiag	I/O diagnostics connected
Px	Pin x	SchedDiag	Manufacturer-specific diagnostics configured and active
DiagWarn	Diagnostic at least on 1 channel	SCSx	Short-circuit at port x
V1	Undervoltage V1	SCG1	Short-circuit supply ports C0-C3
V2	Undervoltage V2	SCG2	Short-circuit supply ports C4-C7
COM	Communication error on internal module bus	SCOx	Short-circuit output channel x
SPEX	Power clamp port active		