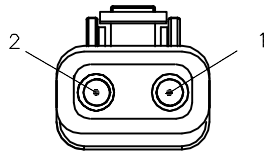


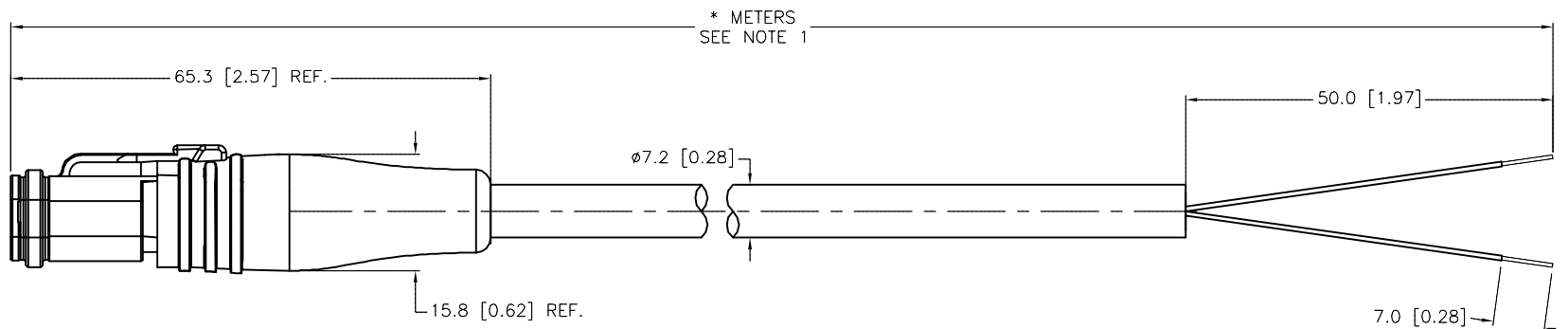
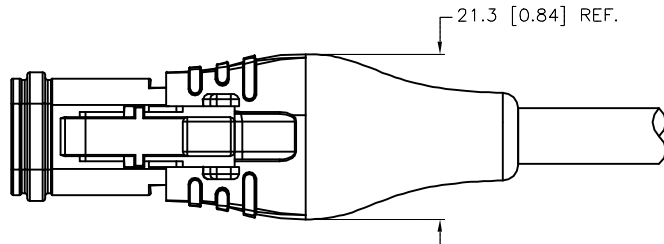
FEMALE END VIEW



1 = WHITE
2 = BLACK

SPECIFICATIONS

DEUTSCH CONNECTOR	DT06-2S-E008
DEUTSCH WEDGELOCK	W2S
DEUTSCH TERMINALS	0462-201-16141
RATED CURRENT (A)	13.0 A
MOLDED HEAD MATERIAL/COLOR	TPU/BLACK
OUTER JACKET MATERIAL/COLOR	TPE/BLACK
CONDUCTOR INSULATION MATERIAL	PVC
NUMBER OF CONDUCTORS [AWG]	2x18 AWG
PROTECTION CLASS	IP67
CABLE APPROVALS	(UL) TC DIRECT BURIAL 90C DRY/WET 600V SUNLIGHT RESISTANT OIL RES II -40C OR WTTTC 90C DRY/WET 1000V OR AWM 105C 600V OR CSA CIC/TC PVC/N 90C DRY 75C WET 600V FT1 FT4 SUNLIGHT RESISTANT -40C



* METERS
SEE NOTE 1

CABLE LENGTH	TOLERANCE*
ALL LENGTHS	+ 4% (OR 50mm) OF LENGTH - 0% (OR 0mm) OF LENGTH WHICHEVER IS GREATER
STRIP LENGTH	TOLERANCE*
0-7mm	±0.5mm
8-29mm	±1.0mm
30-49mm	±2.0mm
50-69mm	±3.0mm
70-100mm	±4.0mm
OVER 100mm	±5.0mm

* UNLESS OTHERWISE SPECIFIED

NOTES:

1. "*" INDICATES CABLE LENGTH IN METERS. CONTACT TURCK TO ORDER SPECIFIC LENGTHS.

SOURCE DRAWING - FOR REFERENCE ONLY

RELATED DOCUMENTS 1. 2. 3. 4.	3RD ANGLE PROJECTION 	THIS DRAWING IS CONFIDENTIAL AND THE PROPERTY OF TURCK INC. USE OF THIS DOCUMENT WITHOUT WRITTEN PERMISSION IS PROHIBITED.		3000 CAMPUS DRIVE MINNEAPOLIS, MN 55441 1-800-544-7769 (763) 553-7300 (763) 553-0708 fax turck.com	
		DRFT RDS	DATE 07/29/14	DESCRIPTION DT06-2S-2125-*M	
MATERIAL SEE SPECIFICATIONS	ALL DIMENSIONS DISPLAYED ON THIS DRAWING ARE FOR REFERENCE ONLY	APVD A.A.	SCALE 1=1.0	IDENTIFICATION NO.	
FINISH SEE SPECIFICATIONS		UNIT OF MEASUREMENT MILLIMETER [INCH]		REV B	
		DO NOT SCALE THIS DRAWING		FILE: 777033668	SHEET 1 OF 1

B	ADD SPECIFICATIONS	NF	02/18/15	48833
REV	DESCRIPTION	BY	DATE	ECO NO.