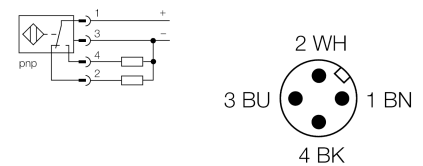


- Rectangular, height 42.5mm
- Active face on top
- Plastic, PA12-GF30
- Factor 1 for all metals
- Magnetic field immune
- Predamping protection through self-compensation
- Partially embeddable
- Extended temperature range
- High protection class IP69K for harsh environments
- Protection against all common acid and alkaline cleaning agents
- Laser engraved label, permanently legible
- For the food industry
- 4-wire DC, 10...30 VDC
- Changeover contact, PNP output
- M12 x 1, stainless steel connector

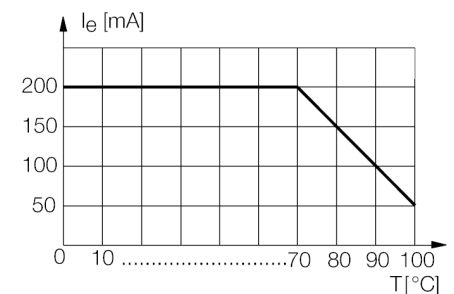
Type	Ni50U-Q42TWD-VP6X-H1141
Ident-No.	1538306
Rated operating distance Sn	50 mm
Mounting condition	non-flush, partially embeddable
Assured sensing range	≤ (0,81 x Sn) mm
Repeatability	≤ 2 %
	≤ ± 20 %, ≤ -25 °C v ≥ +70 °C
Hysteresis	3...15 %
Ambient temperature	-40...+100 °C
Operating voltage	10...30 VDC
Residual ripple	≤ 10 % U _{ss}
No-load current I ₀	≤ 15 mA
Residual current	≤ 0.1 mA
Rated insulation voltage	≤ 0.5 kV
Short-circuit protection	yes/ cyclic
Voltage drop at I ₀	≤ 1.8 V
Wire breakage / Reverse polarity protection	yes/ complete
Output function	4-wire, changeover contact, PNP
Switching frequency	≤ 0.25 kHz
Design	rectangular, Q42
Dimensions	68 x 42.5 x 42.5 mm
Housing material	Plastic, PA12-GF30
Connection	connector, M12 x 1
Vibration resistance	55 Hz (1 mm)
Shock resistance	30 g (11 ms)
Protection class	IP68 / IP69K
Switching state	LED yellow

Wiring diagram



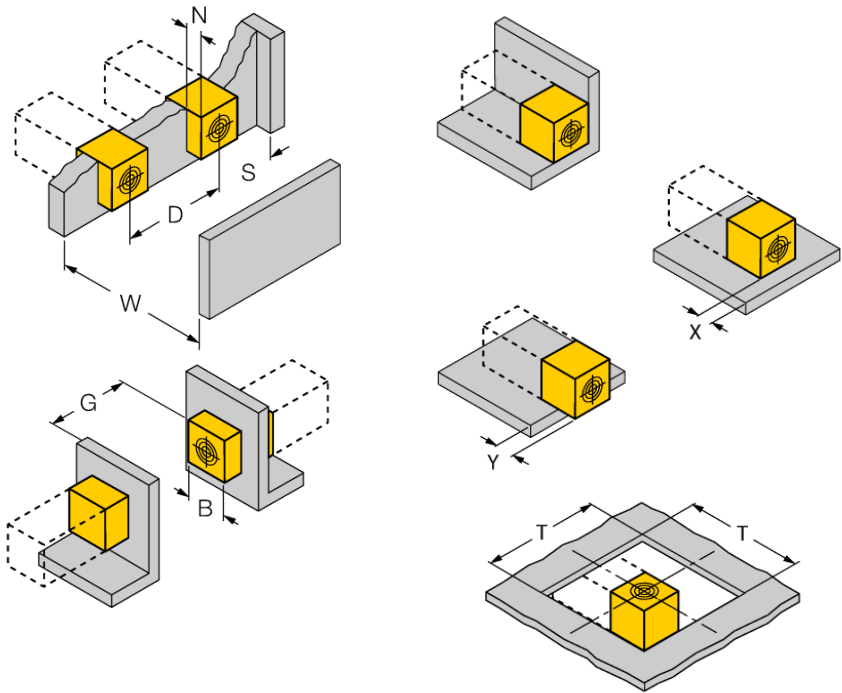
Functional principle

The inductive sensors for the food industry are absolutely impermeable and resistant to cleaning agents and disinfectants. The stainless steel connector and the proven housing materials ensure durability and ruggedness.



Mounting instructions	minimum distances
Distance D	6 x B
Distance W	3 x Sn
Distance S	1.5 x B
Distance G	6 x Sn

Width of the active face B	42 mm
-----------------------------------	-------



up to 2-side flush mounting possible
 1-side flush mounting: Sr = 30 mm; D = 240 mm
 2-side flush mounting: Sr = 25 mm; D = 240 mm

Recessed mounting in metal:
 x = 10 mm: Sr = 20 mm
 x = 20 mm: Sr = 20 mm
 x = 30 mm: Sr = 20 mm
 x = 40 mm: Sr = 20 mm

Protruded mounting:
 y = 10 mm: Sr = 40 mm
 y = 20 mm: Sr = 50 mm
 y = 30 mm: Sr = 50 mm
 y = 40 mm: Sr = 50 mm

Mounting position in aperture plate:
 T = 150 mm

The values stated relate to a 1 mm thick steel plate.