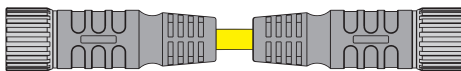


M23 multifast® Cordset Part Number Key

Part Number Keys are to assist in IDENTIFICATION ONLY. Consult factory for catalog items not identified.

C S M				12	-	10	-	*	/S..
M23 multifast Cordset									
Gender				Varieties					
K = female contact holder, female threads S = male contact holder, female threads SS = male contact holder, male threads				(blank) = PVC jacket /S90 = PUR jacket /S101 = TPE jacket, flexlife-10® /S.. = consult factory, special /CS.. = consult factory, special					
Color Code				Length in Meters					
(blank) = DC color code, standard wiring A = DC color code, isolated power supply R = AC color code, standard wiring B = AC color code, standard wiring with LEDs N = NAMUR color code C = DC color code				Number of Wires / AWG / Color Code See catalog or source drawing for details					
Configuration				Number of Pins					
(blank) = straight W = right angle				7 = 7 12 = 12 16 = 16 19 = 19					
Connector Style				Insertion Point of Extension Cable 2nd Prefix*					
(blank) = metal connector assembly M = molded plug body MH = molded plug body and push-pull coupling nut				* Male connector listed 1st, female connector 2nd Example: CSM CKM 12-10-5					
				Coupling Nut Material / Shielding					
				(blank) = nickel plated brass V = stainless steel S = shielded					

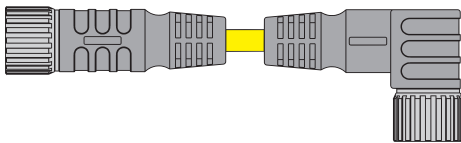
Extension Examples:



C S M

C K M

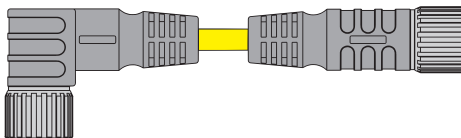
12 - 10 - 5 /S..



C K M

C K W M

12 - 10 - 5 /S..



C K W M

C K M

12 - 10 - 5 /S..