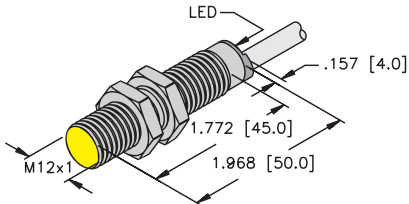
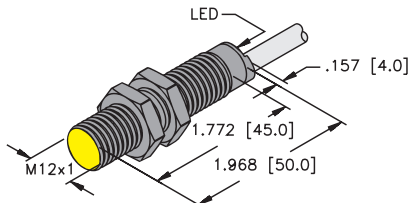
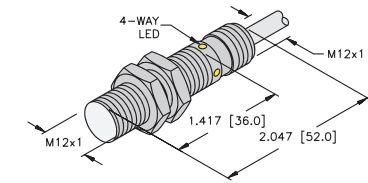


Inductive Sensors



Housing Style	Part Number	ID Number	Features	Sensing Range (mm)	Output
12 mm - Embeddable, Potted-In Cable 	Bi 2-M12-AD4X	T4405000		2	2-Wire DC
	Bi 3-M12-AD4X	T4405035	Ext. Range	3	
	Bi 2-M12-AN6X	T4606695		2	3-Wire DC NPN
	Bi 3U-EM12-AN6X	M1634320	Uprox	3	
	Bi 3U-M12-AN6X	M1634120	Uprox	3	
	Bi 4-M12-AN6X	T4607130	Ext. Range	4	
	Bi 2-M12-AP6X	T4605000		2	3-Wire DC PNP
	Bi 2-M12-AP6X/S100	M4605003	High Temp. 100°C	2	
	Bi 3U-EM12-AP6X	M1634300	Uprox	3	
	Bi 3U-M12-AP6X	M1634100	Uprox	3	
	Bi 4-M12-AP6X	T4607006	Ext. Range	4	
	Bi 2-M12-VN6X	T1640200	Comp. Output	2	4-Wire DC NPN
	Bi 4-M12-VN6X	T1643300	Ext. Range, Comp. Output	4	
	Bi 2-M12-VP6X	T1630200	Comp. Output	2	4-Wire DC PNP
Bi 4-M12-VP6X	T1633300	Ext. Range, Comp. Output	4		
	Bi 2-EM12-ADZ32X	T4205092		2	2-Wire AC/DC Short-circuit Protected
12 mm - Embeddable, Potted-In Cable, Teflon Coated 	Bi 2U-MT12-ADZ32X	M4205100	Uprox	2	2-Wire AC/DC Short-circuit Protected
12 mm - Embeddable, Potted-In Cable 	Bi 3-EM12WD-AN6X	M1634333	Washdown	3	3-Wire DC NPN
	Bi 2-EM12WD-AP6/S929	M4614515	Low Temp. -60°C	2	3-Wire DC PNP
	Bi 3-EM12WD-AP6X	M1634330	Washdown	3	
	Bi 3-EM12WD-AP6X/S97	M1634336	Low Temp. -40°C	3	

For detailed sensor specifications see Section M.
Normally Closed versions available upon request, consult factory.



Voltage	Switching Freq. (Hz)	Operating Current (mA)	Operating Temp. (°C)	Protection	Housing	Face	End Cap	Power LED	Output LED	Cable Length/ Cable Mat.	Wiring Diagram #	Wiring Diagrams
10-65 VDC	1000	≤100	-25 to +70	IP 67	CPB	PA 12	EPTR	N/A	YE	2M/PVC	1	Diagram 1
	1000	≤100	-25 to +70	IP 67	CPB	PA 12	EPTR	N/A	YE	2M/PVC	1	
10-30 VDC	2000	≤200	-25 to +70	IP 67	CPB	PA 12	EPTR	N/A	YE	2M/PVC	2	Diagram 2
	3000	≤200	-30 to +85	IP 68	SS	PA 12	EPTR	N/A	YE	2M/PVC	2	
	3000	≤200	-30 to +85	IP 67	CPB	PA 12	EPTR	N/A	YE	2M/PVC	2	
	2000	≤200	-25 to +70	IP 67	CPB	PA 12	EPTR	N/A	YE	2M/PVC	2	
10-30 VDC	2000	≤200	-25 to +70	IP 67	CPB	PA 12	EPTR	N/A	YE	2M/PVC	3	Diagram 3
	2000	≤200	-25 to +100	IP 67	CPB	PA 12	EPTR	N/A	YE	2M/PVC	3	
	3000	≤200	-30 to +85	IP 68	SS	PA 12	EPTR	N/A	YE	2M/PVC	3	
	3000	≤200	-30 to +85	IP 67	CPB	PA 12	EPTR	N/A	YE	2M/PVC	3	
	2000	≤200	-25 to +70	IP 67	CPB	PA 12	EPTR	N/A	YE	2M/PVC	3	
10-30 VDC	2000	≤200	-25 to +70	IP 67	CPB	PA 12	EPTR	N/A	YE	2M/PVC	4	Diagram 4
	2000	≤200	-25 to +70	IP 67	CPB	PA 12	EPTR	N/A	YE	2M/PVC	4	
10-30 VDC	2000	≤200	-25 to +70	IP 67	CPB	PA 12	EPTR	N/A	YE	2M/PVC	5	Diagram 5
10-30 VDC	2000	≤200	-25 to +70	IP 67	CPB	PA 12	EPTR	N/A	YE	2M/PVC	5	
20-250 VAC 10-300 VDC	20	≤100	-25 to +70	IP 67	SS	PA 12	EPTR	N/A	YE	2M/PVC	6	Diagram 6
20-250 VAC 10-300 VDC	20	≤100	-25 to +70	IP 67	TC	TC	EPTR	N/A	YE	2M/PVC	6	
10-30 VDC	2000	≤200	-25 to +85	IP 68, 69K	SS	PVDF	EPTR	N/A	YE	2M/PUR	2	Diagram 6
10-30 VDC	1000	≤200	-60 to +60	IP 68, 69K	SS	PVDF	EPTR	N/A	YE	2M/PUR	3	
	2000	≤200	-25 to +85	IP 68, 69K	SS	PVDF	EPTR	N/A	YE	2M/PUR	3	
10-30 VDC	2000	≤200	-40 to +70	IP 68, 69K	SS	PVDF	EPTR	N/A	YE	2M/PUR	3	

Barrels

For material descriptions see page M22.