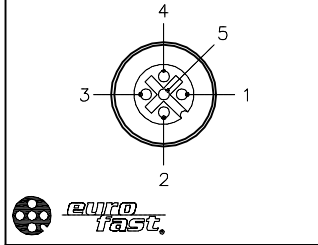


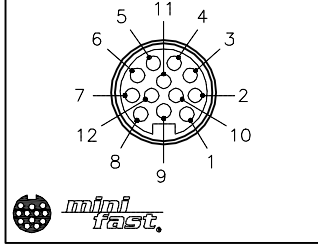
* METERS SEE NOTE 1

NOTES:
1. "*" INDICATES CABLE LENGTHS IN METERS. CONTACT TURCK TO ORDER SPECIFIC LENGTH.

FEMALE END VIEW (J1-J8)



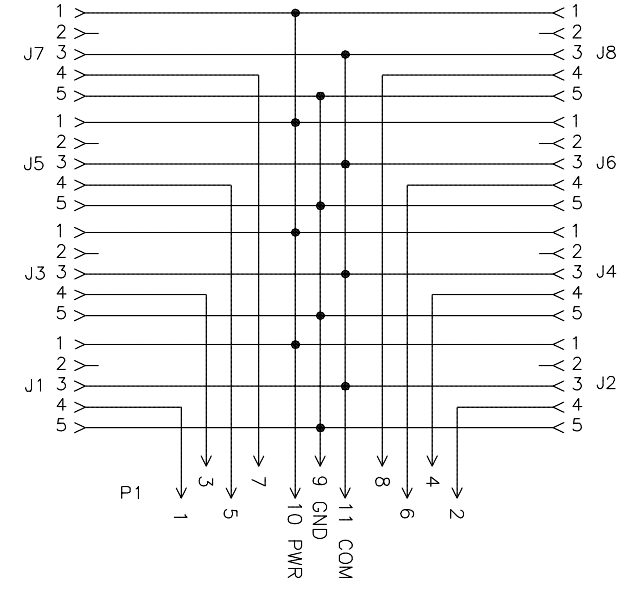
MALE END VIEW (P1)



SPECIFICATIONS

NUMBER OF CONDUCTORS [AWG]	11x18 AWG
DRAIN/SHIELD	20 AWG/ALUMINUM-POLYESTER FOIL
CONDUCTOR INSULATION MATERIAL	PVC
OUTER JACKET MATERIAL/COLOR	PVC/YELLOW
HOUSING MATERIAL/COLOR	NYLON/BLACK
RECEPTACLE MATERIAL/PLATING (J1-J8)	BRASS/NICKEL
CONTACT CARRIER MATERIAL	NYLON (J1-J8), TPU (P1)
CONTACT MATERIAL/PLATING	BRASS/GOLD
COUPLING NUT MATERIAL/PLATING (P1)	BRASS/NICKEL
MOLDED HEAD MATERIAL/COLOR (P1)	TPU/YELLOW
O-RING MATERIAL	VITON
OPERATING VOLTAGE [V]	10-30 VDC
OPERATING CURRENT [A]	2.0 AMPS/SIGNAL, 7.0 AMPS TOTAL
PROTECTION CLASS	IP67, ONLY WHEN ALL RECEPTACLES ARE COVERED WITH PLUGS OR CONNECTED
OPERATING TEMPERATURE	-40°C to +85°C (-40°F to +185°F)

WIRING DIAGRAM



CABLE LENGTH	TOLERANCE*
ALL LENGTHS	+ 4% (OR 50mm) OF LENGTH - 0% (OR 0mm) OF LENGTH WHICHEVER IS GREATER
STRIP LENGTH	TOLERANCE*
0-7mm	±0.5mm
8-29mm	±1.0mm
30-49mm	±2.0mm
50-69mm	±3.0mm
70-100mm	±4.0mm
OVER 100mm	±5.0mm

* UNLESS OTHERWISE SPECIFIED

SOURCE DRAWING - FOR REFERENCE ONLY

RELATED DOCUMENTS 1. 2. 3. 4.	3RD ANGLE PROJECTION 	THIS DRAWING IS CONFIDENTIAL AND THE PROPERTY OF TURCK INC. USE OF THIS DOCUMENT WITHOUT WRITTEN PERMISSION IS PROHIBITED.		3000 CAMPUS DRIVE MINNEAPOLIS, MN 55441 1-800-544-7769 (763) 553-7300 (763) 553-0708 fax turck.com			
		DRFT	TH	DATE	05/01/06	DESCRIPTION	8MB12Z-4--*-RSM 120
MATERIAL	SEE SPECIFICATIONS	APVD	SCALE	1=2.7	IDENTIFICATION NO.	REV	F
FINISH	SEE SPECIFICATIONS	UNIT OF MEASUREMENT		MILLIMETER [INCH]		DO NOT SCALE THIS DRAWING	
CONTACT TURCK FOR MORE INFORMATION		FILE: 777012375		SHEET 1 OF 1			

F	ADD TOP CLICHE'	RDS	09/04/13	43117
REV	DESCRIPTION	BY	DATE	ECO NO.