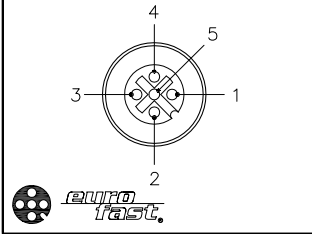
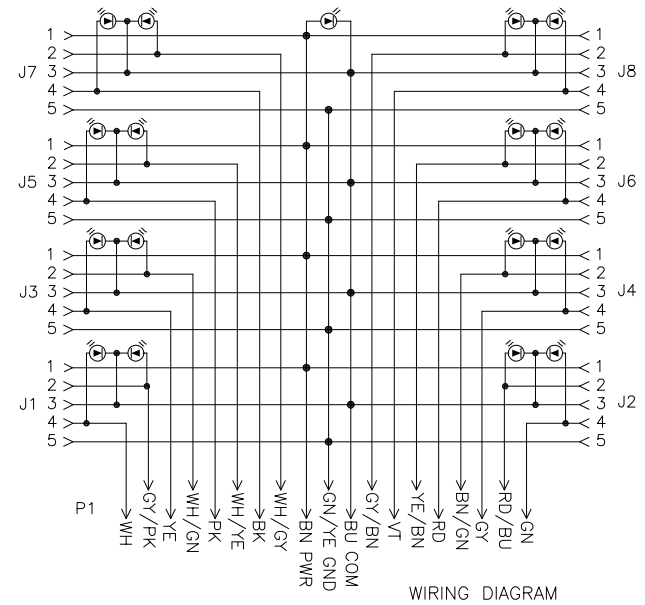
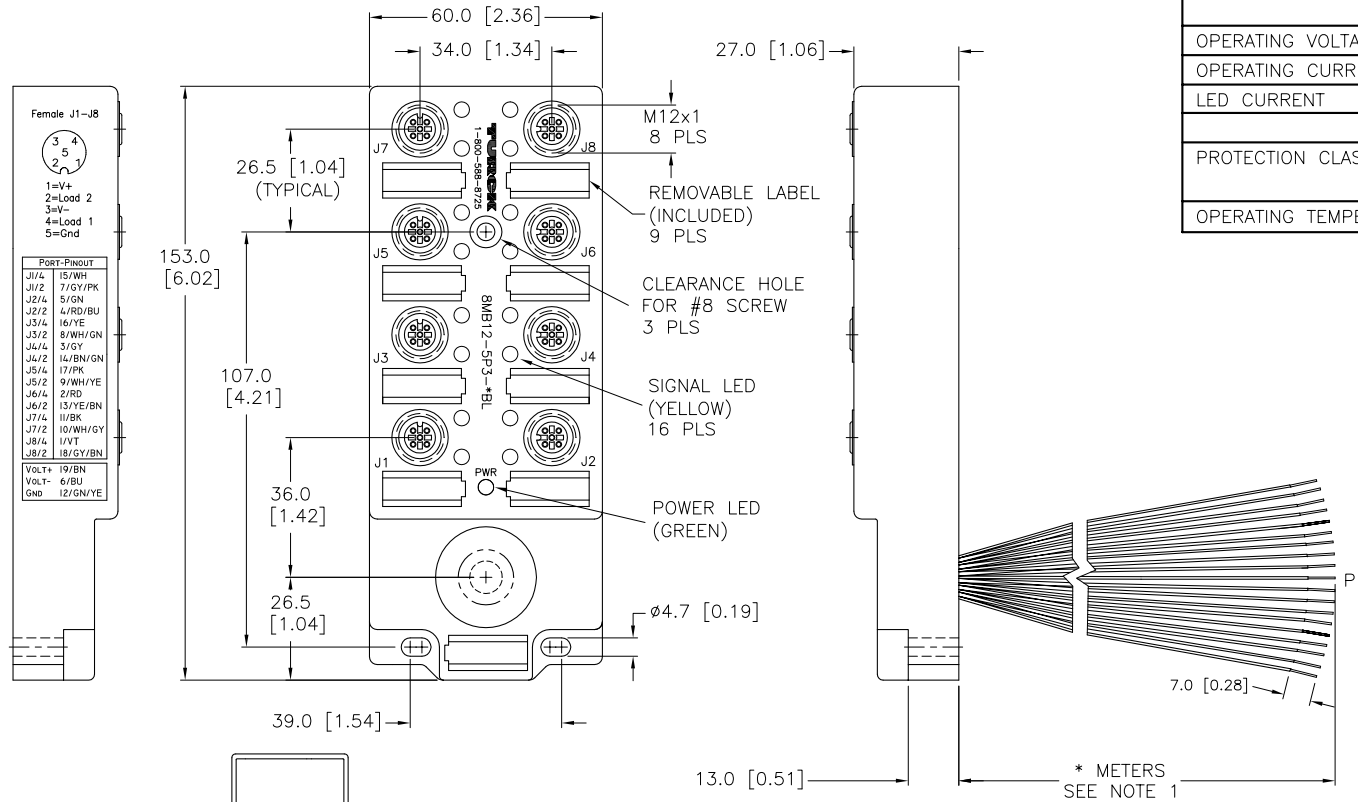


FEMALE END VIEW (J1-J8)



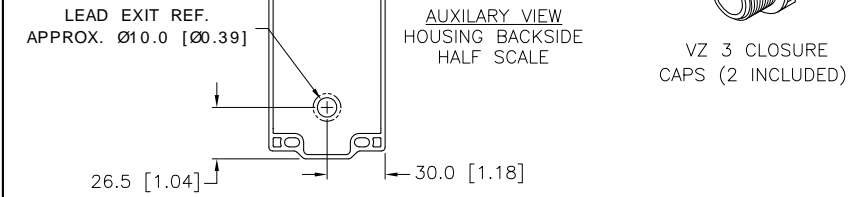
CABLE LENGTH	TOLERANCE
ALL LENGTHS	+ 4% (OR 50mm) OF LENGTH - 0% (OR 0mm) OF LENGTH WHICHEVER IS GREATER
STRIP LENGTH	TOLERANCE
0-7mm	±0.5mm
8-29mm	±1.0mm
30-49mm	±2.0mm
50-69mm	±3.0mm
70-100mm	±4.0mm
OVER 100mm	±5.0mm

SPECIFICATIONS	
CABLE DATA	
NUMBER OF CONDUCTORS [AWG]	3x18 AWG/16x22 AWG
CONDUCTOR INSULATION MATERIAL	PVC
MATERIAL	
HOUSING/COLOR	NYLON/BLACK
RECEPTACLE	STAINLESS STEEL/PASSIVATED
CONTACT CARRIERS/COLOR	NYLON/BLACK
CONTACTS	BRASS/GOLD
SEALING RING	VITON O-RING
ELECTRICAL DATA	
OPERATING VOLTAGE	10-48 VDC
OPERATING CURRENT	4.0 AMPS PER PORT, 9.0 AMPS TOTAL
LED CURRENT	12mA MAX AT 48VDC SUPPLY VOLTAGE(PER LED)
MECHANICAL DATA	
PROTECTION CLASS to DIN 40050	IP 67 - ONLY WHEN ALL RECEPTACLES ARE COVERED WITH PLUGS OR CONNECTED
OPERATING TEMPERATURE	-30°C to +80°C (-25°F to +176°F)



WIRING DIAGRAM

SOURCE DRAWING - FOR REFERENCE ONLY



NOTES:
1. "*" INDICATES CABLE LENGTH IN METERS. CONTACT TURCK TO ORDER SPECIFIC LENGTHS.

A	DRAWING RELEASE	RWC	11/13/07	
REV	DESCRIPTION	BY	DATE	ECO NO.

RELATED DOCUMENTS 1. 2. 3. 4.	3RD ANGLE PROJECTION	THIS DRAWING IS PROPERTY OF TURCK INC. USE OF THIS DOCUMENT WITHOUT WRITTEN PERMISSION IS PROHIBITED.	3000 CAMPUS DRIVE MINNEAPOLIS, MN 55441 1-800-544-7769 (763) 553-7300 (763) 553-0708 fax turck.com	
	MATERIAL SEE SPECIFICATIONS		DRFT RWC	DATE 11/13/07
FINISH SEE SPECIFICATIONS	ALL DIMENSIONS DISPLAYED ON THIS DRAWING ARE FOR REFERENCE ONLY	UNIT OF MEASUREMENT MILLIMETER [INCH]	SCALE 1=2.0	REV A
CONTACT TURCK FOR MORE INFORMATION		DO NOT SCALE THIS DRAWING	IDENTIFICATION NO.	FILE: 777020591
				SHEET 1 OF 1