SPECIFICATIONS	
HOUSING MATERIAL	DIE–CAST ALUMINUM ALLOY
HOUSING FINISH/COLOR	POWDER COAT/BLACK
RECEPTACLE HOUSING	BRASS/NICKEL PLATED
CONTACT CARRIERS/COLOR	NYLON/BK (J1–J4), NYLON or PBT/WH (P1)
CONTACTS	GOLD–PLATED BRASS
INPUT VOLTAGE	85–132 VAC
OUTPUT VOLTAGE	24 VDC
OUTPUT CURRENT	112mA PER CONNECTOR
LED FUNCTION	DC CURRENT PRESENT
PROTECTION CLASS to DIN 40050	IP 67 – ONLY WHEN ALL RECEPTACLES ARE COVERED WITH PLUGS OR CONNECTED
OPERATING TEMPERATURE	–30°C to 70°C (–22°F to 158°F)



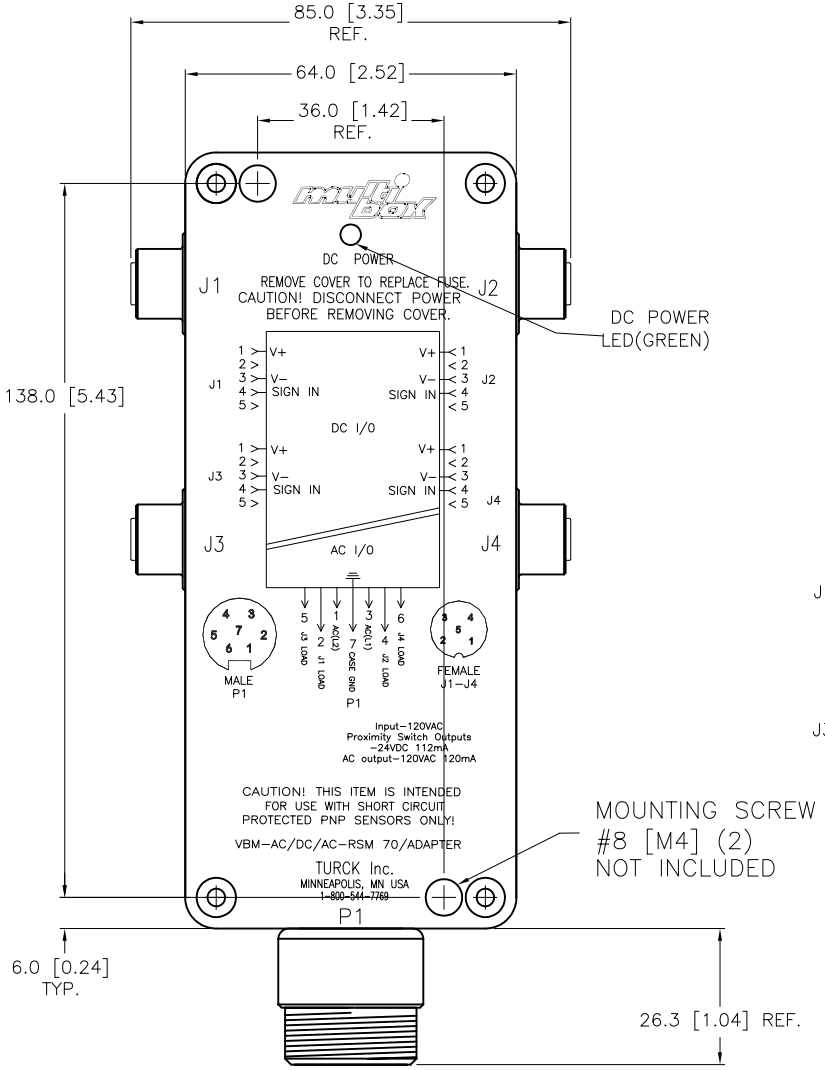

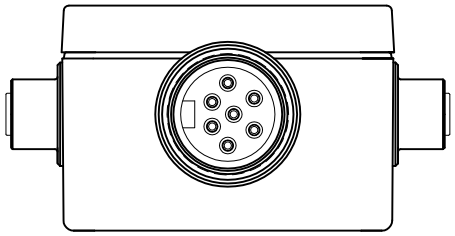

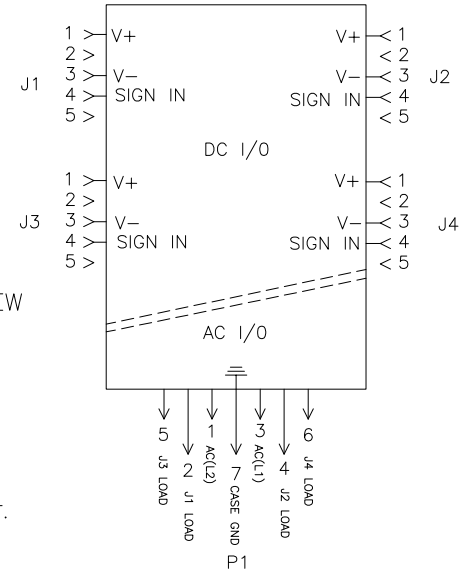

WIRING DIAGRAM

FEMALE PIN–OUT (J1 – J4)

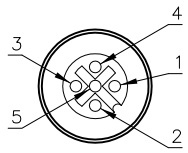

eurofast

MALE PIN–OUT (P1)

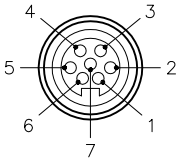

mini fast.

SOURCE DRAWING - FOR REFERENCE ONLY

VZ 3 CLOSURE
CAPS (2 INCLUDED)

REV	DESCRIPTION	BY	DATE	ECO NO.
D	REMOVE TRADEMARKED MATERIAL REFERENCES	CBM	11/16/12	40471

RELATED DOCUMENTS
1.
2.
3.
4.

3RD ANGLE PROJECTION

THIS DRAWING IS CONFIDENTIAL AND THE PROPERTY OF TURCK INC. USE OF THIS DOCUMENT WITHOUT WRITTEN PERMISSION IS PROHIBITED.

TURCK INC
High Technology Sensors and Automation Controls

3000 CAMPUS DRIVE
MINNEAPOLIS, MN 55441
1–800–544–7769
(763) 553–7300
(763) 553–0708 fax
turck.com

MATERIAL: SEE SPECIFICATIONS

FINISH: SEE SPECIFICATIONS

ALL DIMENSIONS DISPLAYED ON THIS DRAWING ARE FOR REFERENCE ONLY

CONTACT TURCK FOR MORE INFORMATION

DRFT: PJ | DATE: 09/27/05
APVD: | SCALE: 1=1.5

UNIT OF MEASUREMENT
MILLIMETER [INCH]
DO NOT SCALE THIS DRAWING

DESCRIPTION: VBM–AC/DC/AC–RSM 70/ADAPTER BOX

IDENTIFICATION NO.: U2–05331 | REV: D

FILE: U2–05331 | SHEET 1 OF 1