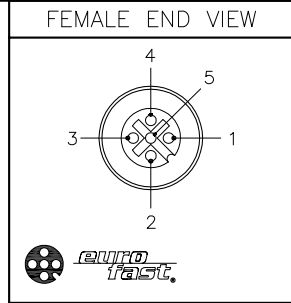
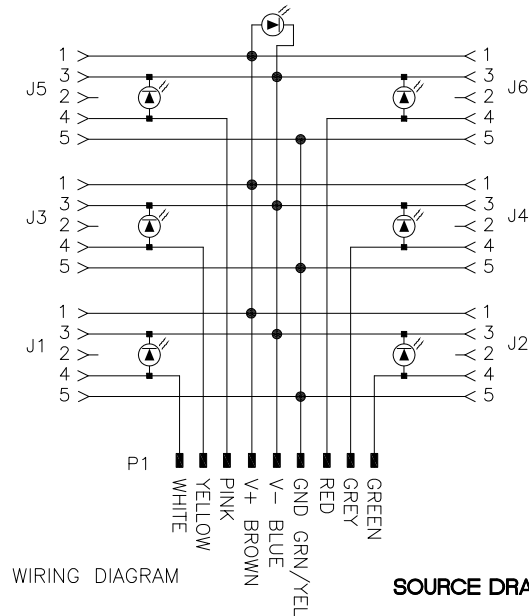
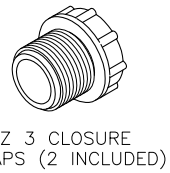


SPECIFICATIONS	
CABLE DATA	
NUMBER OF CONDUCTORS [AWG]	9x18 AWG
DRAIN/SHIELD	20 AWG DRAIN/POLYESTER FOIL SHIELD
CONDUCTOR INSULATION MATERIAL	OIL RESISTANT PVC
OUTER JACKET MATERIAL/COLOR	PVC/YELLOW
MATERIAL	
HOUSING/COLOR	NYLON/YELLOW
RECEPTACLE MATERIAL/PLATING	BRASS/NICKEL
CONTACT CARRIERS	NYLON OR TPU
CONTACTS MATERIAL/PLATING	BRASS/GOLD
SEALING RING	VITON O-RING
ELECTRICAL DATA	
OPERATING VOLTAGE	10-48 VDC
OPERATING CURRENT	4.0 AMPS PER PORT, 10 AMPS TOTAL
LED FUNCTION	for PNP SENSOR OUTPUT
SPACINGS	to VDE 0110 GROUP C
MECHANICAL DATA	
PROTECTION CLASS to DIN 40050	IP 67 - ONLY WHEN ALL RECEPTACLES ARE COVERED WITH PLUGS OR CONNECTED
OPERATING TEMPERATURE	-30°C to +80°C (-25°F to +176°F)



CABLE LENGTH	TOLERANCE
ALL LENGTHS	+ 4% (OR 50mm) OF LENGTH - 0% (OR 0mm) OF LENGTH WHICHEVER IS GREATER
STRIP LENGTH	TOLERANCE
0-7mm	±0.5mm
8-29mm	±1.0mm
30-49mm	±2.0mm
50-69mm	±3.0mm
70-100mm	±4.0mm
OVER 100mm	±5.0mm



NOTES:  
1. "\*" INDICATES CABLE LENGTH IN METERS. CONTACT TURCK TO ORDER SPECIFIC LENGTHS.

RELATED DOCUMENTS	3RD ANGLE PROJECTION	THIS DRAWING IS CONFIDENTIAL AND THE PROPERTY OF TURCK INC. USE OF THIS DOCUMENT WITHOUT WRITTEN PERMISSION IS PROHIBITED.		3000 CAMPUS DRIVE MINNEAPOLIS, MN 55441 1-800-544-7769 (763) 553-7300 (763) 553-0708 fax turck.com	
1.		DRFT	JBJ	DATE	05/15/03
2.		APVD		SCALE	1=1.5
3.	ALL DIMENSIONS DISPLAYED ON THIS DRAWING ARE FOR REFERENCE ONLY	UNIT OF MEASUREMENT		DESCRIPTION	
4.		MILLIMETER [ INCH ]		VB 60-P7X7-*	
MATERIAL	SEE SPECIFICATIONS	CONTACT TURCK FOR MORE INFORMATION		IDENTIFICATION NO.	REV
FINISH	SEE SPECIFICATIONS	DO NOT SCALE THIS DRAWING		FILE: 777000405	C
				SHEET 1 OF 1	

C	UPDATE CABLE DIAMETER	KMY	01/31/12	36342
REV	DESCRIPTION	BY	DATE	ECO NO.