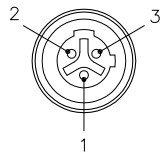
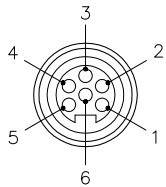


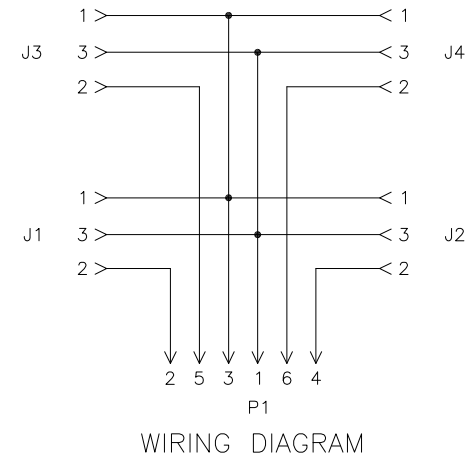
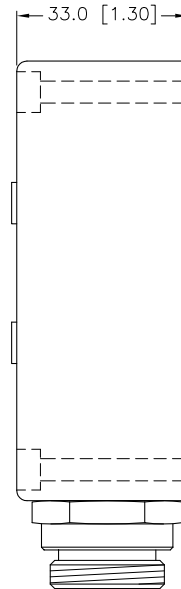
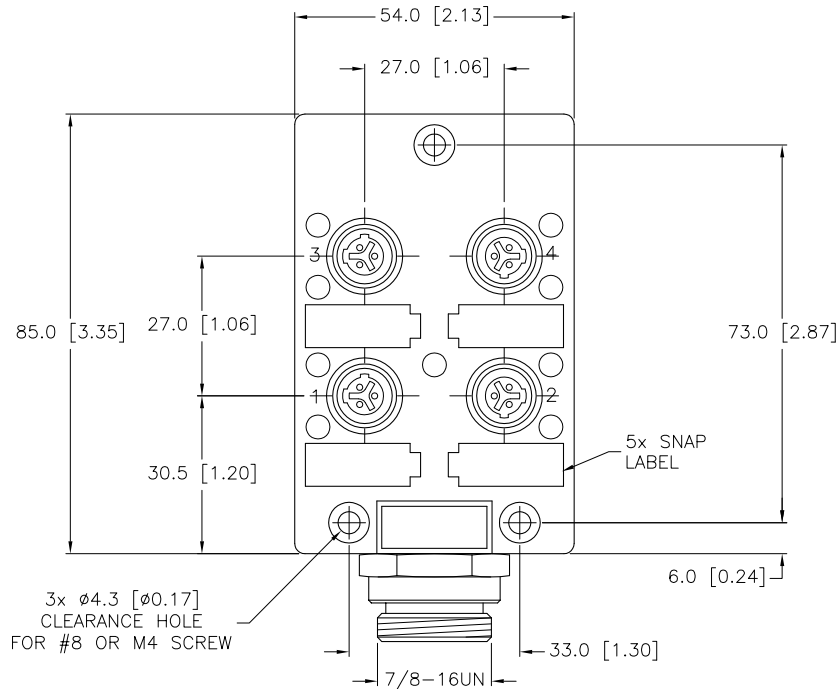
B1161 MALE END VIEW

FEMALE END VIEW



SPECIFICATIONS

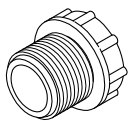
CONTACT CARRIER MATERIAL/COLOR	NYLON OR TPU/BLACK
CONTACT MATERIAL/PLATING	BRASS/GOLD
COUPLING NUT MATERIAL/PLATING	BRASS/NICKEL
HOUSING MATERIAL/COLOR	NYLON/YELLOW
RATED CURRENT [A]	4 AMPS PER PORT, 9 AMPS TOTAL
RATED VOLTAGE [V]	250 V
TEMPERATURE RANGE	-40°C to +90°C (-40°F to +194°F)
PROTECTION CLASS	MEETS IP67 - ONLY WHEN ALL CONNECTORS ARE COVERED WITH PLUGS OR CONNECTED



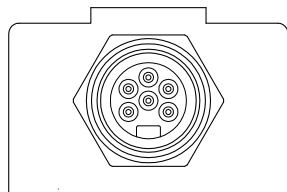
3x $\phi 4.3$ [$\phi 0.17$]
CLEARANCE HOLE
FOR #8 OR M4 SCREW

5x SNAP LABEL

WIRING DIAGRAM



2x VZ 3 CLOSURE
CAPS INCLUDED



SOURCE DRAWING - FOR REFERENCE ONLY

RELATED DOCUMENTS		3RD ANGLE PROJECTION		THIS DRAWING IS PROPERTY OF TURCK INC. USE OF THIS DOCUMENT WITHOUT WRITTEN PERMISSION IS PROHIBITED.		 High Technology Sensors and Automation Controls		3000 CAMPUS DRIVE MINNEAPOLIS, MN 55441 1-800-544-7769 (763) 553-7300 (763) 553-0708 fax turck.com	
1. 2. 3. 4.				DRFT TR		DATE 10/28/09		DESCRIPTION VBKB 40-B1161	
MATERIAL SEE SPECIFICATIONS		ALL DIMENSIONS DISPLAYED ON THIS DRAWING ARE FOR REFERENCE ONLY		DSGN		SCALE 1=1.5		IDENTIFICATION NO. U0112-10	
FINISH SEE SPECIFICATIONS		CONTACT TURCK FOR MORE INFORMATION		UNIT OF MEASUREMENT MILLIMETER [INCH]		DO NOT SCALE THIS DRAWING		REV B	
B DRAWING PROCESSED AS PART OF ECO 33971		CBM 04/07/11 33971		FILE: U0112-10		SHEET 1 OF 1			

REV	DESCRIPTION	BY	DATE	ECO NO.
-----	-------------	----	------	---------