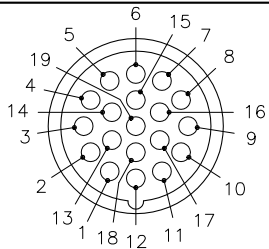
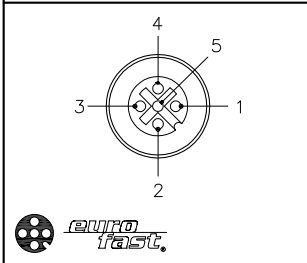


MALE END VIEW (P1)



M23 connector

FEMALE END VIEW (J1-J8)



SPECIFICATIONS

MATERIAL

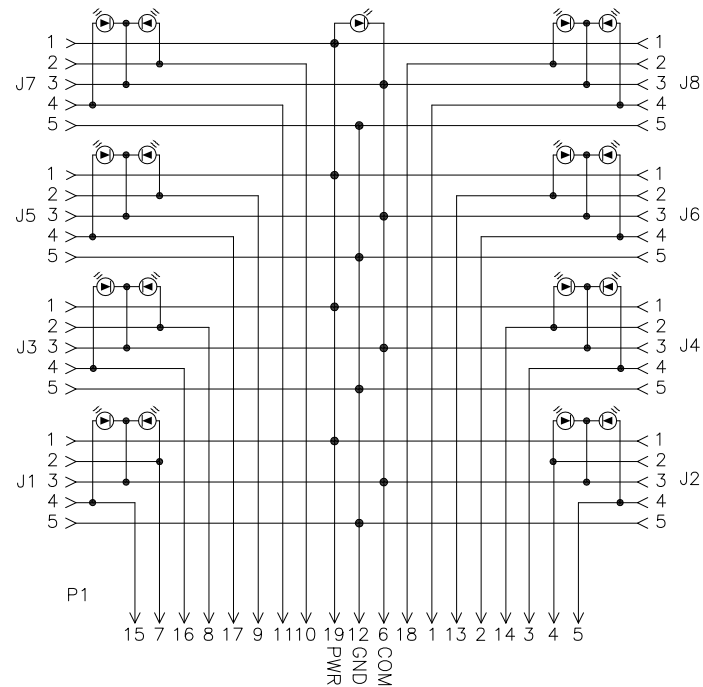
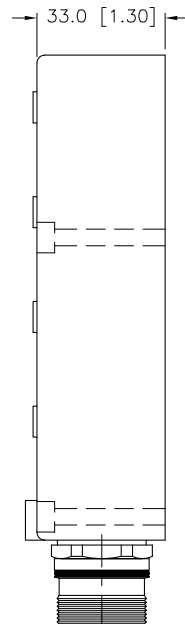
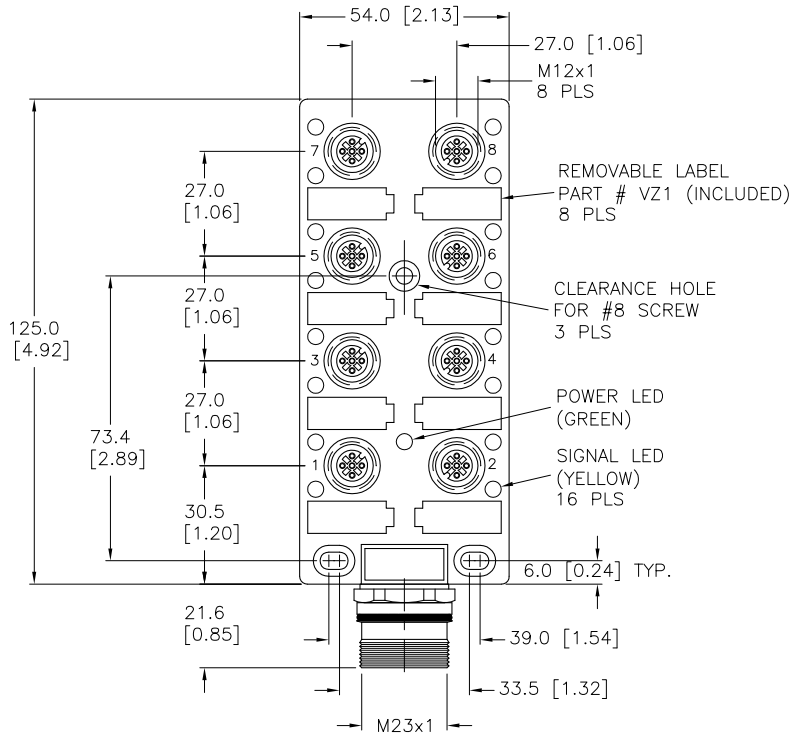
| | |
|------------------------|-------------------------------------|
| HOUSING/COLOR | NYLON/YELLOW |
| RECEPTACLES | NICKEL-PLATED BRASS |
| CONTACT CARRIERS/COLOR | NYLON/BLACK (J1-J8), PBT/WHITE (P1) |
| CONTACTS | GOLD-PLATED BRASS |
| SEALING RING | VITON O-RINGS |

ELECTRICAL DATA

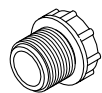
| | |
|-------------------|---|
| OPERATING VOLTAGE | 10-48 VDC |
| OPERATING CURRENT | 4.0 AMPS PER PORT, 8.0 AMPS TOTAL |
| LED CURRENT | 12mA MAX AT 48VDC SUPPLY VOLTAGE(PER LED) |

MECHANICAL DATA

| | |
|-------------------------------|---|
| PROTECTION CLASS to DIN 40050 | IP 67 - ONLY WHEN ALL RECEPTACLES ARE COVERED WITH PLUGS OR CONNECTED |
| OPERATING TEMPERATURE | -40°C to +105°C (-40°F to +221°F) |



SOURCE DRAWING - FOR REFERENCE ONLY



VZ 3 CLOSURE CAPS (2 INCLUDED)

| | | | | | |
|---|---|---|------------------------------|---|----------|
| RELATED DOCUMENTS 1. 2. 3. 4. | 3RD ANGLE PROJECTION | THIS DRAWING IS PROPERTY OF TURCK INC. USE OF THIS DOCUMENT WITHOUT WRITTEN PERMISSION IS PROHIBITED. | | 3000 CAMPUS DRIVE MINNEAPOLIS, MN 55441 1-800-544-7769 (763) 553-7300 (763) 553-0708 fax turck.com | |
| | MATERIAL SEE SPECIFICATIONS | DRFT RDS DSGN | DATE 01/13/09 SCALE 1=2.0 | DESCRIPTION VB 80.5-P7X17-CS19 | |
| FINISH SEE SPECIFICATIONS | ALL DIMENSIONS DISPLAYED ON THIS DRAWING ARE FOR REFERENCE ONLY | UNIT OF MEASUREMENT MILLIMETER [INCH] | | IDENTIFICATION NO. U0219 | REV B |
| DO NOT SCALE THIS DRAWING | | FILE: U0219 | | SHEET 1 OF 1 | |

| | | | | |
|-----|--|-----|----------|---------|
| B | DRAWING PROCESSED AS PART OF ECO 33971 | CBM | 04/07/11 | 33971 |
| REV | DESCRIPTION | BY | DATE | ECO NO. |