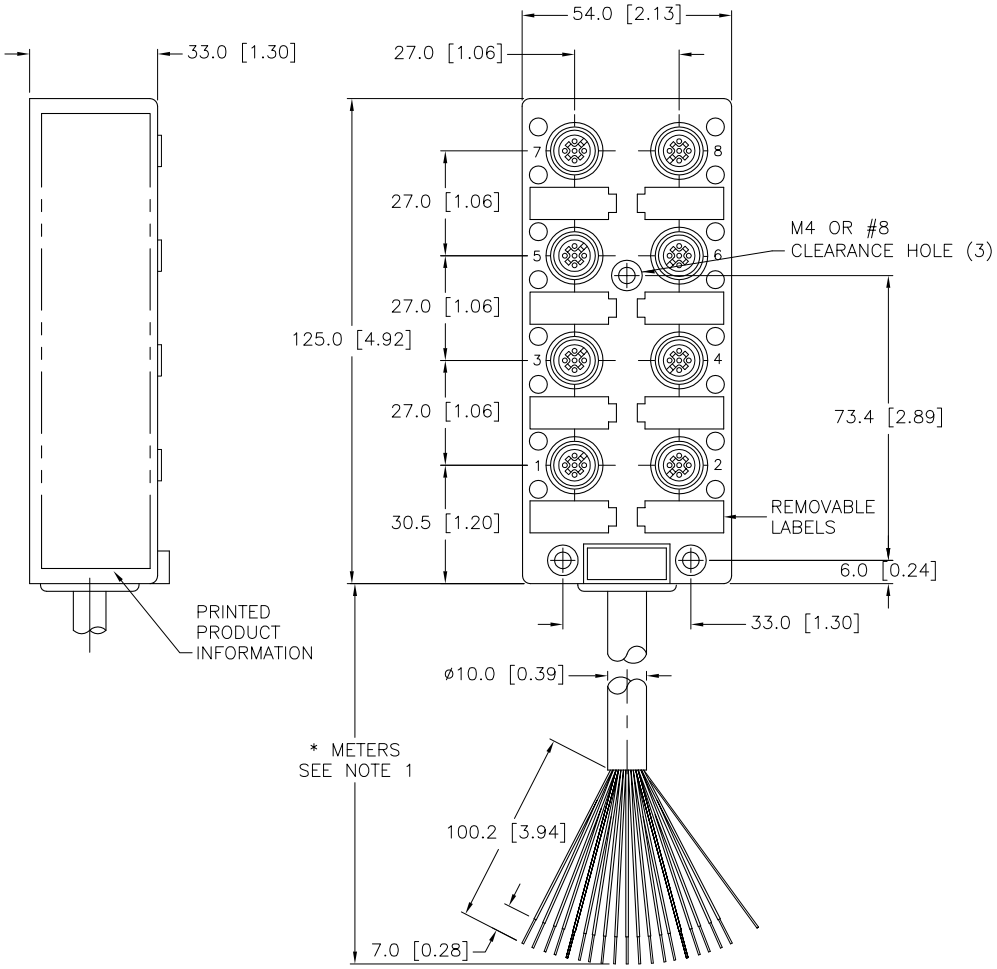

SPECIFICATIONS	
CABLE DATA	
NUMBER OF CONDUCTORS [AWG]	3x18 AWG, 16x22 AWG
DRAIN/SHIELD	20 AWG DRAIN/POLYESTER FOIL SHIELD
CONDUCTOR INSULATION MATERIAL	PVC
OUTER JACKET MATERIAL/COLOR	PVC/YELLOW
MATERIAL	
HOUSING/COLOR	NYLON/BLUE
RECEPTACLE	BRASS/NICKEL
CONTACT CARRIERS	TPU
CONTACTS	BRASS/GOLD
SEALING RING	VITON O-RING
ELECTRICAL DATA	
OPERATING VOLTAGE	10-48 VDC
OPERATING CURRENT	3.0 AMPS PER PORT, 9.0 AMPS TOTAL
MECHANICAL DATA	
PROTECTION CLASS to DIN 40050	IP 67 ONLY WHEN ALL RECEPTACLES ARE COVERED WITH PLUGS OR CONNECTED
OPERATING TEMPERATURE	-30°C to +80°C (-25°F to +176°F)

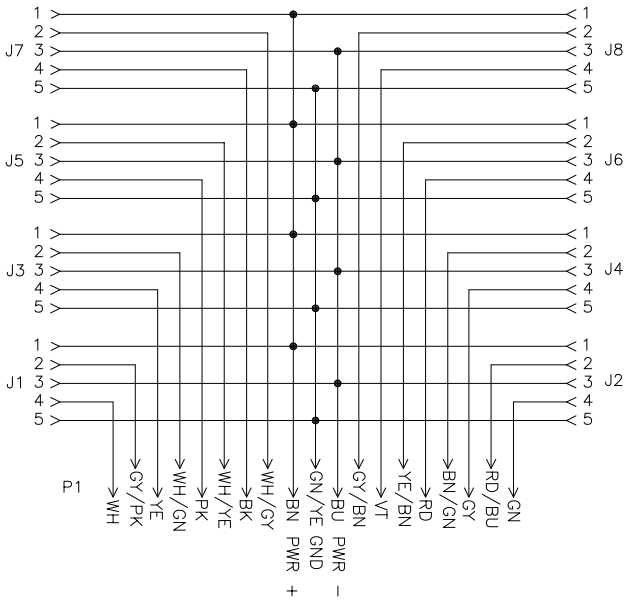

CONNECTORS J1-J8

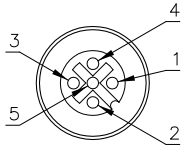

1 = VOLT (+)
2 = SIGNAL 2
3 = VOLT (-)
4 = SIGNAL 1
5 = GROUND

euro fast.

SOURCE DRAWING - FOR REFERENCE ONLY

CABLE LENGTH	TOLERANCE
ALL LENGTHS	+ 4% (OR 50mm) OF LENGTH - 0% (OR 0mm) OF LENGTH WHICHEVER IS GREATER
STRIP LENGTH	**TOLERANCE**
0-7mm	±0.5mm
8-29mm	±1.0mm
30-49mm	±2.0mm
50-69mm	±3.0mm
70-100mm	±4.0mm
OVER 100mm	±5.0mm

VZ 3 CLOSURE CAPS
(INCLUDED)

NOTES:

1. "*" INDICATES CABLE LENGTH IN METERS. CONTACT TURCK TO ORDER SPECIFIC LENGTHS.

REV	DESCRIPTION	BY	DATE	ECO NO.
C	UPDATE CABLE DIAMETER	KMY	10/28/11	36150

RELATED DOCUMENTS
1.
2.
3.
4.

3RD ANGLE PROJECTION

THIS DRAWING IS CONFIDENTIAL AND THE PROPERTY OF TURCK INC. USE OF THIS DOCUMENT WITHOUT WRITTEN PERMISSION IS PROHIBITED.

TURCK INC
High Technology Sensors and Automation Controls
3000 CAMPUS DRIVE
MINNEAPOLIS, MN 55441
1-800-544-7769
(763) 553-7300
(763) 553-0708 fax
turck.com

MATERIAL: SEE SPECIFICATIONS

FINISH: SEE SPECIFICATIONS

ALL DIMENSIONS DISPLAYED ON THIS DRAWING ARE FOR REFERENCE ONLY

CONTACT TURCK FOR MORE INFORMATION

DRFT: RDS | DATE: 09/14/06
APVD: | SCALE: 1=2.0

UNIT OF MEASUREMENT
MILLIMETER [INCH]
DO NOT SCALE THIS DRAWING

DESCRIPTION: VB 80.5-*

IDENTIFICATION NO.:

REV: C

FILE: 777000457 | SHEET 1 OF 1

Approved 11/16/2011, work order #21825 by A.A.