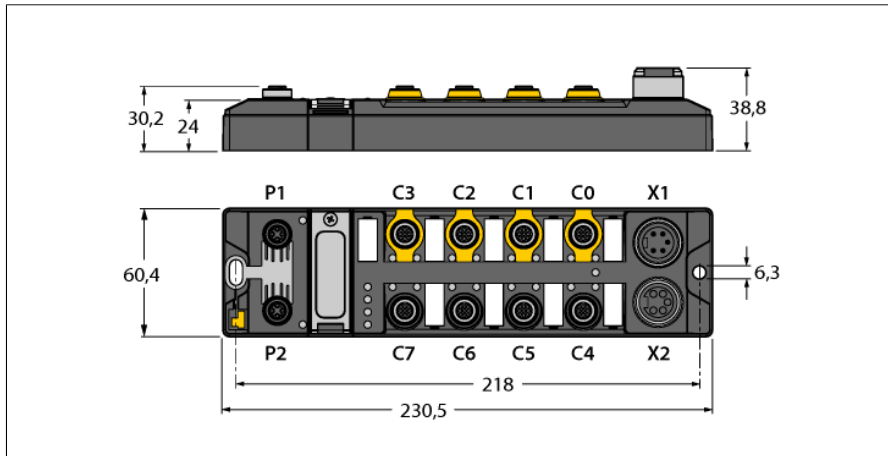


Compact PROFINET / PROFINET Block I/O Module

Safe Digital Inputs and Outputs, Standard Universal Digital Channels, IO-Link Master Ports

TBPN-L1-FDIO1-2IOL



- PROFINET slave
- Integrated Ethernet switch
- 100 Mbps supported
- 2 x M12, 4-pin, D-coded, Ethernet fieldbus connection
- Glass-fiber reinforced housing
- Shock and vibration tested
- Potted module electronics
- Protection classes IP67 / IP69K
- 7/8" connector for power supply, 5-pin
- Two safe digital SIL3-inputs
- 2 safe digital SIL3 channels as FDI or FDO (PP, PM)
- 4 non-safe digital I/O channels
- 2 IO-Link Master V1.1 slots

Type designation	TBPN-L1-FDIO1-2IOL
Ident-No.	6814053

Supply	
Supply voltage	24 VDC
Admissible range	20.4...28.8 VDC
Electrical isolation	galvanic isolation of the voltage groups V1 and V2, voltages up to 500 VAC

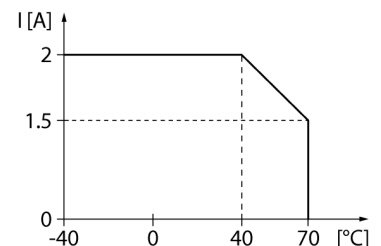
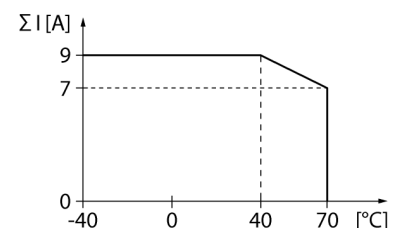
System data	
Fieldbus transmission rate	100 Mbps
Fieldbus connection technology	2 x M12, 4-pin, D-coded
Web server	integrated
Service Interface	Ethernet via P1 or P2

PROFINET	
Addressing	DCP
Conformance class	B (RT)
MinCycleTime	1 ms
Diagnostics	acc. to PROFINET alarm handling
Topology detection	supported
Automatic addressing	supported
Media Redundancy Protocol (MRP)	supported

Safety Data	
PL acc. to DIN EN 13849-1:2008	e
Category acc. to DIN EN 13849-1:2008	4
SIL according IEC 61508	3
Useful Lifetime	20 Jahre (EN ISO 13849-1)

Safety Inputs OSSD	
Low level signal voltage	EN 61131-2 Type 1 (< 5 V; < 0.5 mA)
High level signal voltage	EN 61131-2 Type 1 (> 15 V; > 2 mA)
Max. OSSD supply per channel	2 A per C0, C1, C2, C3, 1.5 A at 70 °C please consider derating as shown in Figure 1
Max. tolerance test pulse width	1 ms
Interval between 2 test pulses, minimum	20 ms at 1 ms test pulse width 15 ms at 0.5 ms test pulse width

Safety Inputs floating/antivalent	
Max. loop resistance	< 150 Ω
Max. cable length	max. 1 μF at 150 Ω , limited by cable capacitance
Test pulse, typical	0.6 ms
Test pulse, maximum	0.8 ms
Sensor supply	Versorgung V AUX1/T1 max. 2 A , please consider derating as shown in Figure 1
Interval between 2 test pulses, minimum	900 ms
Additional information	no connection to external potential allowed

Figure 1

Figure 2


Compact PROFIsafe / PROFINET Block I/O Module

Safe Digital Inputs and Outputs, Standard Universal Digital Channels, IO-Link Master Ports

TBPN-L1-FDIO1-2IOL

Safety Outputs

Output current in off state	< 5 V
Output current in off state	< 1 mA , suitable for inputs according to EN 61131-2 Type 1
Test pulse, typical	0.5 ms
Test pulse, maximum	1.25 ms
Interval between 2 test pulses, typical	500 ms
Interval between 2 test pulses, minimum	250 ms
Actuator power supply	Versorgung V AUX1/T1 max. 2 A , please consider derating as shown in Figure 1
Max. output current	2 A (resistive) , 1 A (inductive)
Additional information	The load must be mechanically or electrically inert to tolerate the test pulses. When configured as a PPM switching output the negative pole of the load should be wired to the M-terminal of the corresponding output (Pin 2).

Digital inputs

Connectivity inputs	M12, 5-pin
Input type	PNP
Switching threshold	EN 61131-2 Typ 3, PNP
Low level signal voltage	< 5 V
High level signal voltage	> 11 V
Low level signal current	< 1.5 mA
High level signal current	> 2 mA
Input delay	2.5 ms
Sensor supply	C4, C5: FSO0 max. 2 A; 500 mA per input C6: V AUX1 max. 2 A C7: FSO1 max. 2 A , please consider derating as shown in Figure 1
Potential separation	galvanic isolation to P1/P2 , voltages up to 500 VDC

Digital outputs

Connection Technology Outputs	M12, 5-pin
Output type	PNP
Type of output diagnostics	channel diagnostics
Output voltage	24 VDC from potential group
Output current per channel	0.5 A, short-circuit-proof, max. 2 A (resistive)/1 A (inductive) all outputs
Short-circuit protection	yes
Actuator power supply	C4, C5: FSO0 max. 2 A; 500 mA per input C6: V AUX1 max. 2 A C7: FSO1 max. 2 A , please consider derating as shown in Figure 1
Potential separation	galvanic isolation to P1/P2 , voltages up to 500 VDC

IO-Link

IO-Link specification	Version 1.1
IO-Link port type	Class A & Class B
Frame type	supports all specified frame types
Supported devices	max. 32 byte input/32 byte output
Transmission rate	4.8 kbps (COM 1) / 38.4 kbps (COM 2) / 230 kbps (COM 3)
Power supply	Versorgung V AUX1/T1 max. 2 A , please consider derating as shown in Figure 1

Standard/Directive conformity

Vibration test	acceleration to 20 g acc. to EN 60068-2-6
Shock test	acc. to EN 60068-2-27
Drop and topple	acc. to EN 60068-2-31/IEC 60068-2-32
Electro-magnetic compatibility	acc. to EN 61131-2

Compact PROFIsafe / PROFINET Block I/O Module

Safe Digital Inputs and Outputs, Standard Universal Digital Channels, IO-Link Master Ports

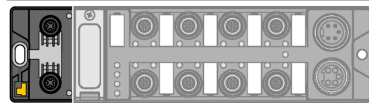
TBPN-L1-FDIO1-2IOL

General Information

Dimensions (W x L x H)	60.4 x 230.4 x 39mm
Operating temperature	-40...+70 °C
Storage temperature	-40...+70 °C
Altitude	max.5000 m
Protection class	IP65 IP67 IP69K
Housing material	PA6-GF30
Housing color	black
Window material	Lexan
Screw material	303 stainless steel
Halogen-free	yes
Mounting	2 mounting holes □ 6.3 mm

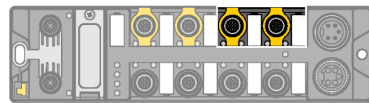
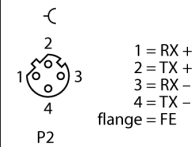
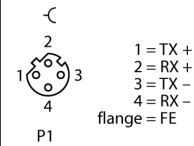
The data sheet serves as advance information. For definitive values see the corresponding product manual. In this respect, no liability for completeness and accuracy can be applied to the content of this data sheet.

Compact PROFIsafe / PROFINET Block I/O Module
Safe Digital Inputs and Outputs, Standard Universal Digital Channels, IO-Link
Master Ports
TBPN-L1-FDIO1-2IOL



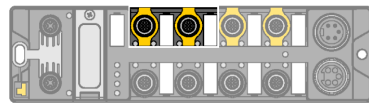
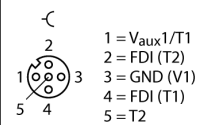
Accessories
 Ethernet cable (example):
 RSSD RSSD 441-2M
 Ident. no. U-02482

M12 x 1 Ethernet



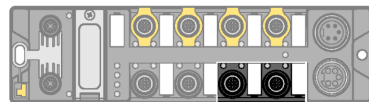
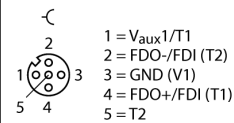
Accessories
 Actuator and sensor cable / PUR cable (example):
 RKC4.4T-2-RSC4.4T/TXL
 Ident. no. 6625608

M12 x 1 Safety Inputs



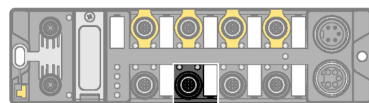
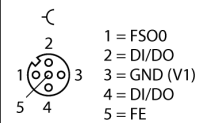
Accessories
 Actuator and sensor cable / PUR cable (example):
 RKC4.4T-2-RSC4.4T/TXL
 Ident. no. 6625608

M12 x 1 Safety I/O Port



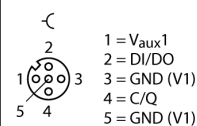
Accessories
 Actuator and sensor cable / PUR cable (example):
 RKC4.4T-2-RSC4.4T/TXL
 Ident. no. 6625608

M12 x 1 I/O Port

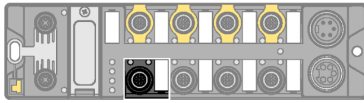


Accessories
 Actuator and sensor cable / PUR cable (example):
 Connection of a class A device:
 RKC4T-2-RSC4T/TXL
 Ident. no. 6625604
 Connection of a class B device:
 RKC4.4T-2-RSC4.4T/TXL
 Ident. no. 6625608

M12 x 1 IO-Link



Compact PROFI-safe / PROFINET Block I/O Module
Safe Digital Inputs and Outputs, Standard Universal Digital Channels, IO-Link
Master Ports
TBPN-L1-FDIO1-2IOL



Accessories

Actuator and sensor cable / PUR cable (example):

Connection of a class A device:

RKC4T-2-RSC4T/TXL

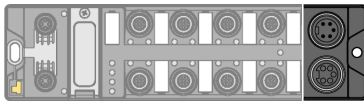
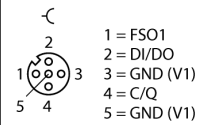
Ident. no. 6625604

Connection of a class B device:

RKC4.4T-2-RSC4.4T/TXL

Ident. no. 6625608

M12 x 1 IO-Link



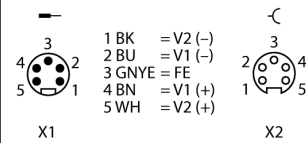
Accessories

Power supply cable (example):

RSM RKM 50-2M

Ident. no. U2282-0

7/8" Power Supply



Compact PROFIsafe / PROFINET Block I/O Module
Safe Digital Inputs and Outputs, Standard Universal Digital Channels, IO-Link
Master Ports
TBPN-L1-FDIO1-2IOL



Module LED Status

LED	Color	Status	Description
ETH1 / ETH2	Green	ON	Ethernet link (100 Mbps)
		flashing	Ethernet communication (100 Mbps)
		OFF	No Ethernet link
BUS	Green	ON	Active connection to a master
		flashing	Ready
	Red	ON	IP-address conflict or Restore Mode or Modbus timeout
		flashing	Blink/Wink command active
Red/Green	alternating	Autonegotiation or waiting for DHCP/Boot-P addressing	
ERR	Green	ON	Diagnostics disabled
	Red	ON	Diagnostics enabled
PWR	Green	ON	Voltage OK
	Red	ON	Voltage faulty
WINK	white	Flashing	Supports blink/wink commands

LED Status I/O

LED	Color	Status	Description
0...3	Green	ON	Channel active
		flashing	Self test
	Red	ON	Discrepancy
		flashing	Cross circuit
4...7	Green	ON	Channel active
		flashing	Self test (input only)
	Red	ON	Discrepancy, overload (output only)
		flashing	Cross circuit
8...11	Green	ON	Channel active
	Red	ON	Overload (output only)
		flashing	Overload of supply
	Green/Red	alternating	Channel active and overload of supply (input only)
12, 14 (IO-Link Port 1 and 2) IO-Link Mode	Green	flashing	IO-Link communication, process data valid
	Red	flashing	IO-Link communication, process data invalid
		ON	IO-Link supply OK, no IO-Link Communication
		OFF	Port inactive
12, 14 (IO-Link Port 1 and 2) SIO Mode	Green	ON	Digital Input signal is present
		OFF	No input signal
13, 15	Green	ON	Digital input or output active
	Red	ON	Output active with overload/short circuit
		flashing	Overload of supply
		OFF	Input or output inactive

Compact PROFIsafe / PROFINET Block I/O Module
Safe Digital Inputs and Outputs, Standard Universal Digital Channels, IO-Link
Master Ports
TBPN-L1-FDIO1-2IOL

TURCK
works

Industrial
Automation