

BALDOR® • **RELIANCE**

Product Information Packet

2048-153D

1.5HP,3600RPM,3PH,60HZ,3516M,3516M,TEFC

Copyright © All product information within this document is subject to Baldor Electric Company copyright © protection, unless otherwise noted.

Part Detail							
Revision:	AL	Status:	PRD/A	Change #:		Proprietary:	No
Type:	AC	Prod. Type:	3516M	Elec. Spec:	35WG0082	CD Diagram:	
Enclosure:	TEFC	Mfg Plant:		Mech. Spec:	B2-3	Layout:	
Frame:	143	Mounting:	F1	Poles:	02	Created Date:	
Base:	RG	Rotation:	POS	Insulation:	B	Eff. Date:	03-16-2011
Leads:	9#18	Literature:		Elec. Diagram:		Replaced By:	

Parts List		
Part Number	Description	Quantity
HA6218A02	MOUNTING BRACKET	1.000 EA
91XN3816A16	3/8-16X1 HEX SOC CNTRSK	4.000 EA
HA6068A02	BRACKET, TOOL REST MACH	1.000 EA
MG1000G01	400-0116 BATTLESHIP GRAY LACQUER (55G)	0.017 GA
35H714-82	1 1/2HP,3600RPM,3PH,60HZ,56CYZ,3516M,TEF	1.000 EA
LB1119	WARNING LABEL	1.000 EA
LC0005	CONN.DIA.,TY M,9-LD,DUAL VOLT,REVERSING	1.000 EA
LB1125C01	STD (STOCK) CARTON LABEL BALDOR WITH FLA	1.000 EA
10XN3118A14	5/16-18 X 7/8 HEX HEAD CAP	1.000 EA
HW1000A31	5/16 SAE FL WSHR NARROW, ID=.344, OD=.62	1.000 EA
HW1001A31	LOCKWASHER 5/16, ZINC PLT.591 OD, .319 I	1.000 EA
G8AP1003A01SP	TOOL REST	1.000 EA
10XN3816A24	3/8-16 X 1 1/2 HEX HD CAP SCREW	1.000 EA
HW1001A38	LOCKWASHER 3/8, ZINC PLT .688 OD, .382 I	1.000 EA
XY3816A12	3/8-16 FINISHED NUT	1.000 EA
HW1000A38	WASHER, 3/8" FLAT, SAE Z/P	2.000 EA
B2AP1005A02	PLATEN FOR BELT GRINDER WELKER	1.000 EA
12XN0832A08	8-32 X 1/2 HEX HD	2.000 EA
HW1001A08	WASHER, #8 SPLT LK, ZN	2.000 EA
B2FH2806A01SP	CONTACT WHEEL GUARD	1.000 EA
HA6225	SPACER (WELKER)	2.000 EA
10XN2520A26	1/4-20X 1 5/8 HEX HD	2.000 EA
HW1001A25	LOCKWASHER 1/4, ZINC PLT .493 OD, .255 I	2.000 EA
B2AP5002A01	TRACK ARM & SHAFT ASSY	1.000 EA

Parts List (continued)		
Part Number	Description	Quantity
B2FH2801A01SP	GRINDER GUARD, MACH	1.000 EA
10XN2520A12	O1/4-20X 3/4 HEX HEAD CAP	2.000 EA
HW1001A25	LOCKWASHER 1/4, ZINC PLT .493 OD, .255 I	2.000 EA
HW1000A25	1/4 SAE FLAT WASHER (FS)	2.000 EA
B2AP3003A01SP	IDLER WHEEL -- BELT GRINDER	1.000 EA
HW5000A51	N5000-156 RETAINER RING (F/S)	2.000 EA
BG6203E03	6203 D.SL,C3,POLYREX EM	2.000 EA
HW5010A32	RET RING 5100-66 (WALDES)	1.000 EA
B2AP1000A01	LATCH, IDLER ARM -- MACH	1.000 EA
HA7001A01SP	TORSION SPRING,4.5" FREE-LENGTH, .855 I.	1.000 EA
HA7002A01	TORSION SPRING, .843 FREELENGTH, .437 I.	1.000 EA
MN902	MANUAL FOR BELT GRINDERS	1.000 EA
10XN3816A20	3/8-16X1 1/4 HEX HD CAP	1.000 EA
80XN2520A06	1/4-20 X 3/8 SET SCREW	1.000 EA
HA5000A01	KNOB AND STUD ASSY	1.000 EA
B2AP5001A01SP	CONTACT WHEEL ASSY WITH RUBBER THREAD	1.000 EA
HW1000A75	WASHER, 3/4 FLAT, ZN	2.000 EA
XY7510A12SP	3/4-10 NUT R.H. HEX (NC) ZINC PLATED	1.000 EA
B2AP3005A01	ABRASIVE BELT, 2" X 48" ZGR300501	1.000 EA
B2FH2810A01SP	GUARD (HALF) MACHINED, USE W/B2FH2811A01	1.000 EA
B2FH2810A01SP	GUARD (HALF) MACHINED, USE W/B2FH2810A01	1.000 EA
51XN1032A12	10-32 X 0.750 HX WS SL SR	3.000 EA
HW1023A10	WASHER,#10 INT/EX TH LK, ZN X TDR#2	3.000 EA
XY1032A02	10-32 HEX NUT DIRECTIONAL SERRATION	3.000 EA

Parts List (continued)		
Part Number	Description	Quantity
93XN1032A12	10-32X3/4 SHOULDER/TYP T TDR 1	2.000 EA
HW1003A10	WASHER, #10 EX TH LK, ZN X	2.000 EA
B2FH2808A01SP	GUARD COVER, MACH	1.000 EA
93XN1032A12	10-32X3/4 SHOULDER/TYP T TDR 1	2.000 EA
HW1003A10	WASHER, #10 EX TH LK, ZN X	2.000 EA
B2FH2809A01SP	GUARD COVER, MACH	1.000 EA
93XN1032A08	10-32X1/2 SHOULDER/TYP T	1.000 EA
HW1003A10	WASHER, #10 EX TH LK, ZN X	1.000 EA
B2PA1001	PACKAGING GROUP	1.000 EA

Accessories		
Part Number	Description	Multiplier
GA16	PEDESTAL INDUSTRIAL, CAST IRON 6" - 10"	A8
GA14	PEDESTAL FABRICATED STEEL W/SHELVES	A8
GA20	PEDESTAL INDUSTRIAL, CAST IRON 8"-14"	A8
GA20E	PEDESTAL LIGHT INDUSTRIAL,STEEL	A8
AB248	2' X 48' 80 GRIT GRINDER BELT	A8

Performance Data at 460V, 60Hz, 1.5HP (Typical performance - Not guaranteed values)

General Characteristics							
Full Load Torque:	2.3 LB-FT			Start Configuration:	DOL		
No-Load Current:	1.4 Amps			Break-Down Torque:	9.0 LB-FT		
Line-line Res. @ 25°C.:	11.8 Ohms A Ph / 0.0 Ohms B Ph			Pull-Up Torque:	6.5 LB-FT		
Temp. Rise @ Rated Load:	63 C			Locked-Rotor Torque:	7.2 LB-FT		
Temp. Rise @ S.F. Load:	70 C			Starting Current:	16.0 Amps		
Load Characteristics							
% of Rated Load	25	50	75	100	125	150	S.F.
Power Factor:	43.0	59.0	71.0	79.0	83.0	86.0	81.0
Efficiency:	52.2	66.7	72.7	75.5	76.2	76.1	75.9
Speed:	3558.0	3528.0	3496.0	3461.0	3424.0	3382.0	3439.0
Line Amperes:	1.6	1.8	2.1	2.4	2.8	3.2	2.64

Performance Graph at 460V, 60Hz, 1.5HP Typical performance - Not guaranteed values

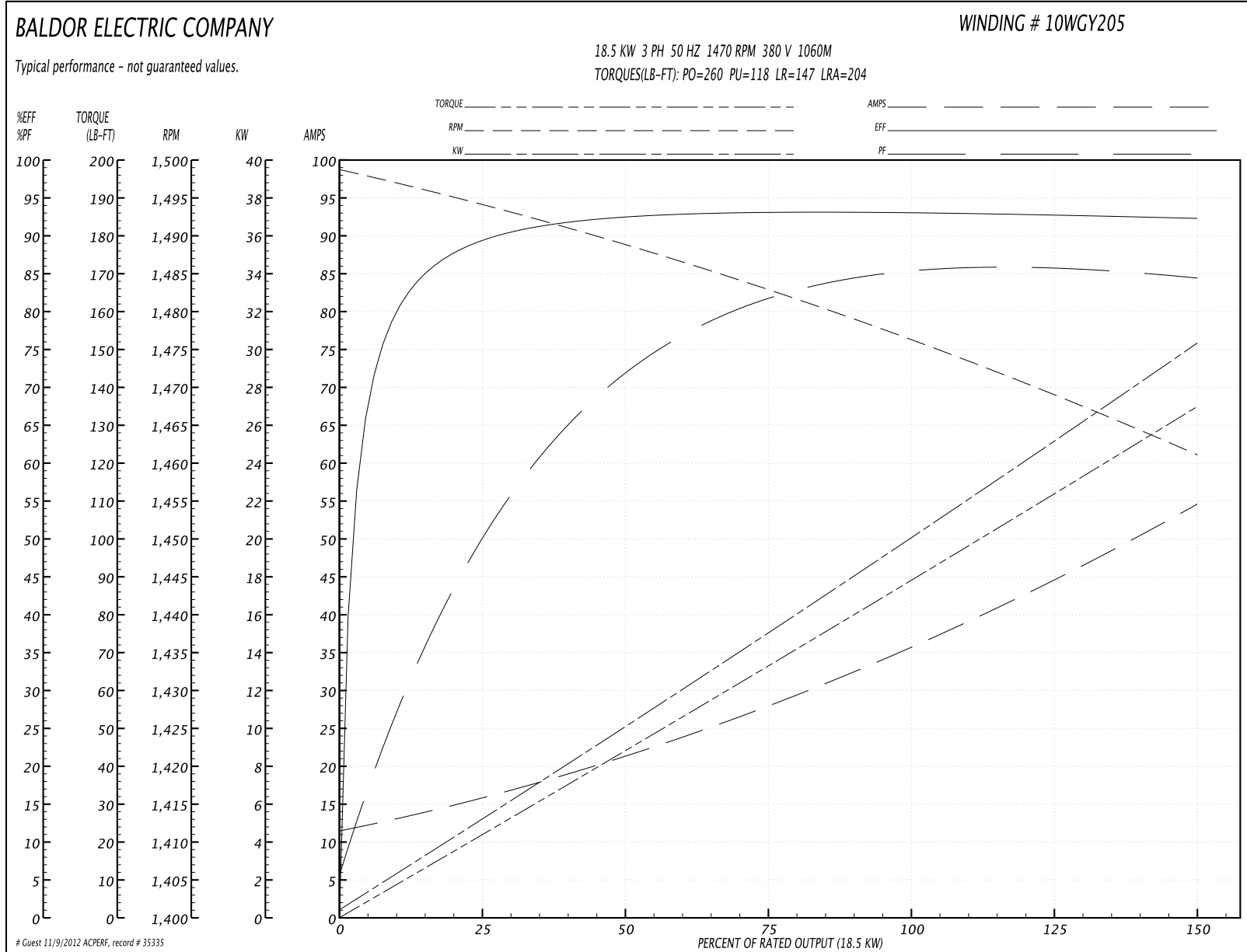


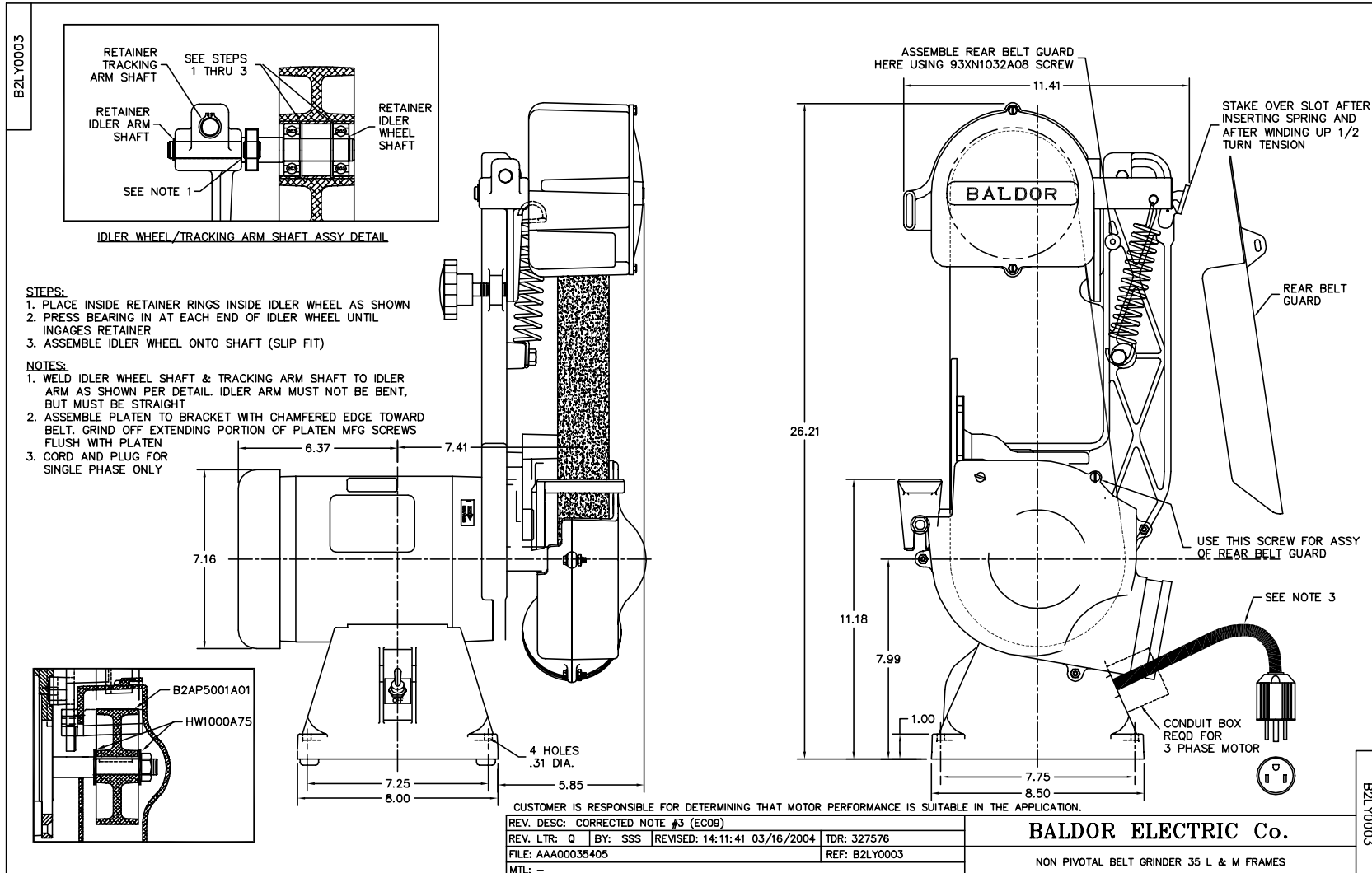
Performance Data at 460V, 60Hz, 1.5HP (Typical performance - Not guaranteed values)

General Characteristics			
Full Load Torque:	2.3 LB-FT	Start Configuration:	DOL
No-Load Current:	1.4 Amps	Break-Down Torque:	9.0 LB-FT
Line-line Res. @ 25°C.:	11.8 Ohms A Ph / 0.0 Ohms B Ph	Pull-Up Torque:	6.5 LB-FT
Temp. Rise @ Rated Load:	63 C	Locked-Rotor Torque:	7.2 LB-FT
Temp. Rise @ S.F. Load:	70 C	Starting Current:	16.0 Amps

Load Characteristics							
% of Rated Load	25	50	75	100	125	150	S.F.
Power Factor:	43.0	59.0	71.0	79.0	83.0	86.0	81.0
Efficiency:	52.2	66.7	72.7	75.5	76.2	76.1	75.9
Speed:	3558.0	3528.0	3496.0	3461.0	3424.0	3382.0	3439.0
Line Amperes:	1.6	1.8	2.1	2.4	2.8	3.2	2.64

Performance Graph at 460V, 60Hz, 1.5HP Typical performance - Not guaranteed values

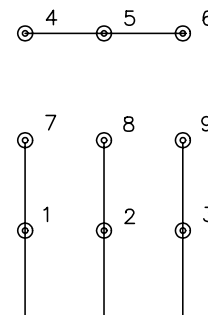




CD0005



LOW VOLTAGE
(2Y)



LINE

HIGH VOLTAGE
(1Y)



LINE

NOTES:

1. INTERCHANGE ANY TWO LINE LEADS TO REVERSE ROTATION.
2. OPTIONAL THERMOSTATS ARE PROVIDED WHEN SPECIFIED.
3. ACTUAL NUMBER OF INTERNAL PARALLEL CIRCUITS MAY BE A MULTIPLE OF THOSE SHOWN ABOVE.
4. LEAD COLORS ARE OPTIONAL. LEADS MUST ALWAYS BE NUMBERED AS SHOWN.

REV. DESC: REVISE TO SHOW OPTIONAL COLORS			
REV. LTR: E	BY: JLP	REVISED: 01/19/99 10:15	TDR: 0171435
900000		FILE: AAA00005140	MDL: -
		MTL: -	

BALDOR ELECTRIC Co.

3PH, DV, 9 LEADS

CD0005