

BALDOR® • *RELIANCE*

Product Information Packet

AEM2333-4

15HP, 1760RPM, 3PH, 60HZ, 284U, 0942M, TEFC, F1

Copyright © All product information within this document is subject to Baldor Electric Company copyright © protection, unless otherwise noted.

Part Detail							
Revision:	K	Status:	PRD/A	Change #:		Proprietary:	No
Type:	AC	Prod. Type:	0942M	Elec. Spec:	09WGX129	CD Diagram:	
Enclosure:	TEFC	Mfg Plant:		Mech. Spec:	09F947	Layout:	
Frame:	284U	Mounting:	F1	Poles:	04	Created Date:	
Base:	RG	Rotation:	R	Insulation:	F	Eff. Date:	09-19-2012
Leads:	3#12	Literature:		Elec. Diagram:		Replaced By:	

Nameplate NP1404E							
CAT.NO.	AEM2333-4						
SPEC.	09F947X129G1						
VOLTS	460						
AMP	18						
RPM	1765	HP	15				
FRAME	284U	HZ	60	PH	3		
SER.F.	1.00	CODE	H	DES	B	CL	F
NEMA-NOM-EFF	92.4	PF	84				
G.MIN.EFF	91.0	CC	010A				
RATING	65C AMB-CONT						
LUBRICATION	POLYREX EM						
DE	6311	ODE	6208				
ENCL	TEFC	SER. #					

Parts List		
Part Number	Description	Quantity
SA095345	SA 09F947X129G1	1.000 EA
RA087809	RA 09F947X129G1	1.000 EA
HW1002A63	WASHER, 5/8 HI-COLLAR SPRLCKWASHER	1.000 EA
WD1000B07	TERMINAL, BURNDY YAV10-T3	3.000 EA
10CB1000A09P	CONDUIT BOX, MACH W/EPOXY PRIMER	1.000 EA
09GS1010	GASKET, DWG, LEADWIRE SEPERATOR	1.000 EA
10XN3118K16	5/16-18 X 1" GRADE #5, STL, ZINC PLATE	4.000 EA
HW1001A31	LOCKWASHER 5/16, ZINC PLT.591 OD, .319 I	4.000 EA
WD1000B16	KPA-4C BURNDY TERMINAL	1.000 EA
10XN2520K06	1/4-20 X 3/8" HX HD SCREWGRADE 5, ZINC P	1.000 EA
HW1001A25	LOCKWASHER 1/4, ZINC PLT .493 OD, .255 I	1.000 EA
09EP1100A14P	ENDPLATE, MACH W/EPOXY PRIMER	1.000 EA
XY3816A12	3/8-16 FINISHED NUT	4.000 EA
HW1001A38	LOCKWASHER 3/8, ZINC PLT .688 OD, .382 I	4.000 EA
HA1005A12SP	SLINGER, OD 2.50, ID 1.433, 208 BRG	1.000 EA
HW5100A08	W3118-035 WVY WSHR (WB)	1.000 EA
10XN2520K28	1/4-20 X 1.75" HX HD SCRWGRADE 5, ZINC P	2.000 EA
10XN3118K40	5/16-18 X 2.50" HEX HD, GRADE 5	4.000 EA
09EP1116A01P	PU ENDPLATE, MACH	1.000 EA
HW4600B40	V-RING SLINGER 2.000 X 2.680 X 0.280	1.000 EA
HA3113A15	THRUBOLT 3/8-16 X 18.875 W/3.50 THD LENG	4.000 EA
HW1001A38	LOCKWASHER 3/8, ZINC PLT .688 OD, .382 I	4.000 EA
09FH4000P	FAN COVER, STAMPED W/EPOXY PRIMER	1.000 EA
HA2081A05	SPACER TUBE, 309 FAN HSG, 2.00 LONG	4.000 EA

Parts List (continued)		
Part Number	Description	Quantity
XY3816A12	3/8-16 FINISHED NUT	4.000 EA
10CB1503A01P	CONDUIT BOX LIPPED LID, MACH W/EPXY PRMR	1.000 EA
14GS1003	GASKET CONDUIT BOX LID, NEOP	1.000 EA
10XN2520K16	1/4-20 X 1" HX HD SCRW GRADE 5, ZINC P	4.000 EA
HW1001A25	LOCKWASHER 1/4, ZINC PLT .493 OD, .255 I	4.000 EA
HW2501G32	KEY, 3/8 SQ X 3.750	1.000 EA
MJ5001A01	46-665 RED SEALER	0.031 QT
MJ5002A01	SILICON RUBBER SEALANT, 732CL 10.3 OZ TU	0.050 EA
MJ5004A04	ADHESIVE LOCTITE 609	0.005 EA
LB1115	LABEL,LIFTING DEVICE	1.000 EA
MJ5001A14	DYNAPRO SEAL, CP MOTORS VC#2508050 (603	0.001 EA
HW4500A20	1/8NPT SL PIPE PLUG	2.000 EA
HA4001A01SP	DRAIN PLUG, PLASTIC (MICRO PLAS)	1.000 EA
MJ1000A75	GREASE, POLYREX EM EXXON	0.080 LB
HW4500A20	1/8NPT SL PIPE PLUG	3.000 EA
MG1025G02	PAINT, 782-02 WILKOFASST LIGHT GREY EPOXY	0.050 GA
85XU0407S04	4X1/4 U DRIVE PIN STAINLESS	2.000 EA
09FN3001D01SP	EXTERNAL FAN, PLASTIC	1.000 EA
LB5040	INSTRUCTION TAG, AC & DC	1.000 EA
51XB1214A20	12-14X1.25 HXWSSLD SERTYB	1.000 EA
HW2500A25	WOODRUFF KEY USA #1008 #BLOW CARBON STEE	1.000 EA
LB1119	WARNING LABEL	1.000 EA
LB1172A01	CUSTOM MTR CARTON LABEL LASER PRINTER	4.000 EA
LC0006	CONNECTION LABEL	1.000 EA

Parts List (continued)		
Part Number	Description	Quantity
NP1404E	SS UL CSA CC "AUTOMOTIVE"	1.000 EA
40PA1005	PACKAGING GROUP, 09 STD	1.000 EA

Accessories		
Part Number	Description	Multiplier
09-1310	C FACE KIT	A8

Performance Data at 460V, 60Hz, 15.0HP (Typical performance - Not guaranteed values)

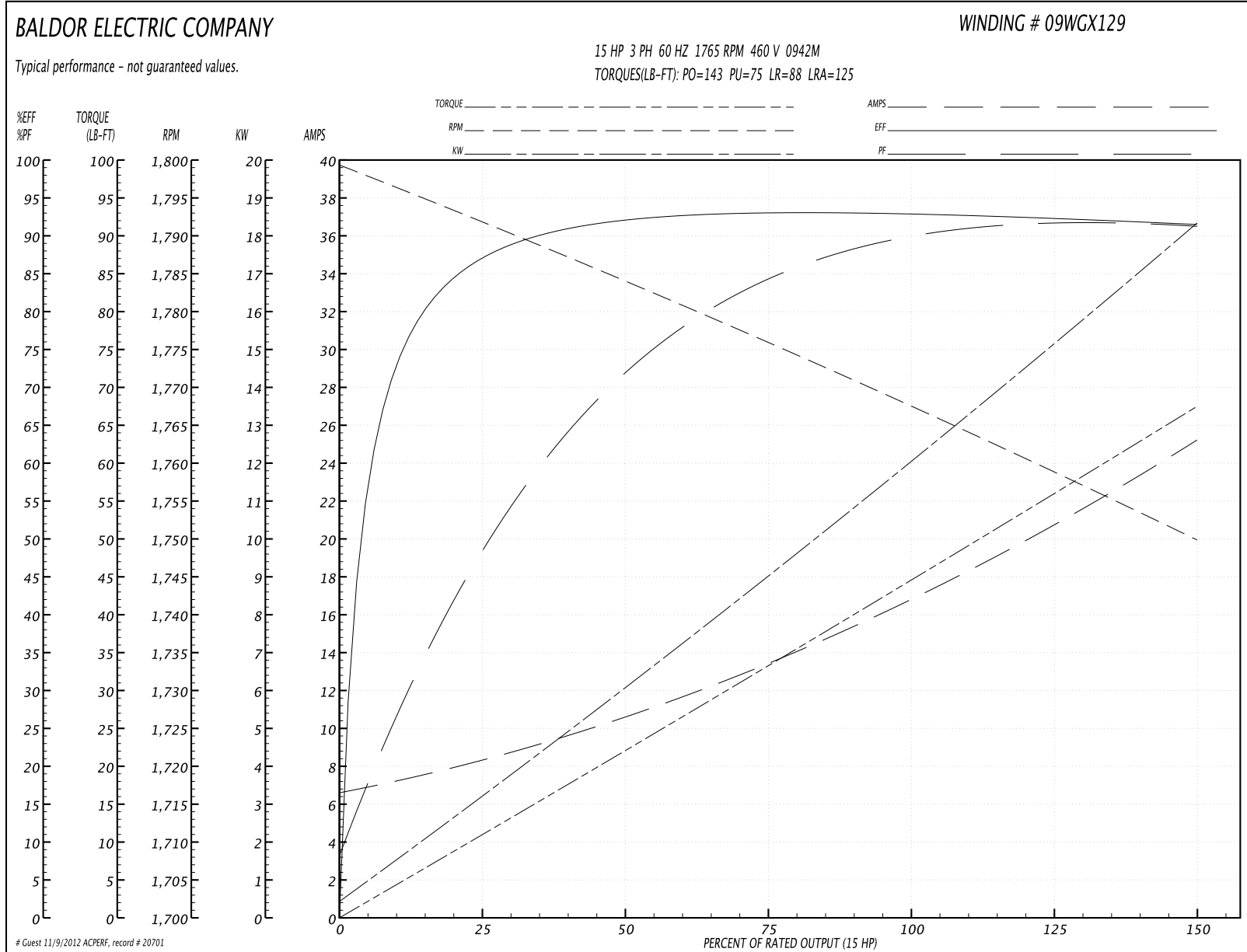
General Characteristics

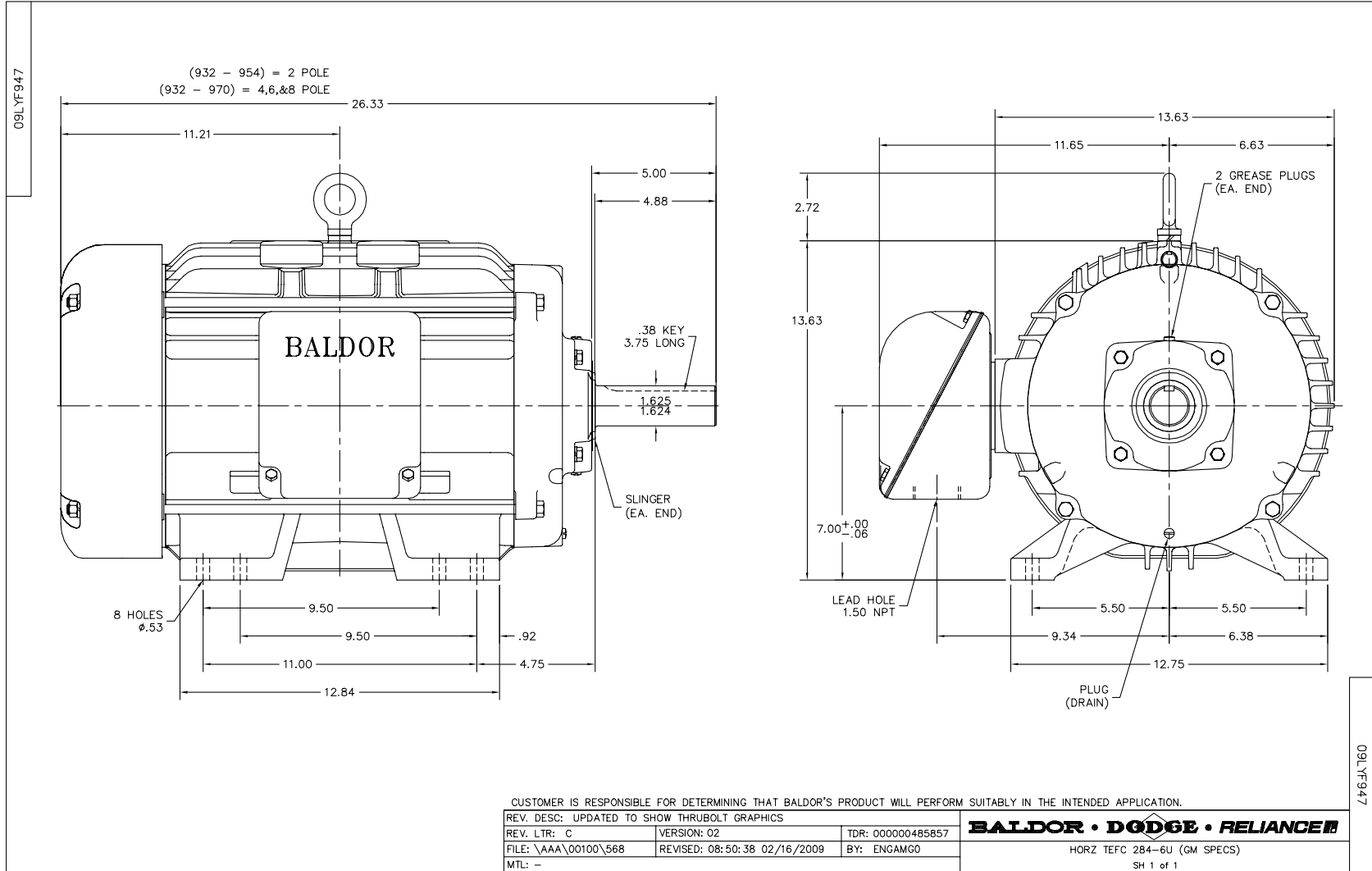
Full Load Torque:	45.0 LB-FT	Start Configuration:	DOL
No-Load Current:	6.95 Amps	Break-Down Torque:	143.0 LB-FT
Line-line Res. @ 25°C.:	0.577 Ohms A Ph / 0.0 Ohms B Ph	Pull-Up Torque:	75.0 LB-FT
Temp. Rise @ Rated Load:	47 C	Locked-Rotor Torque:	88.0 LB-FT
Temp. Rise @ S.F. Load:		Starting Current:	125.0 Amps

Load Characteristics

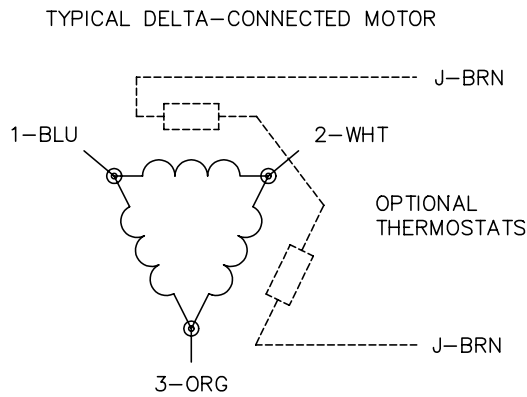
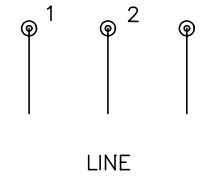
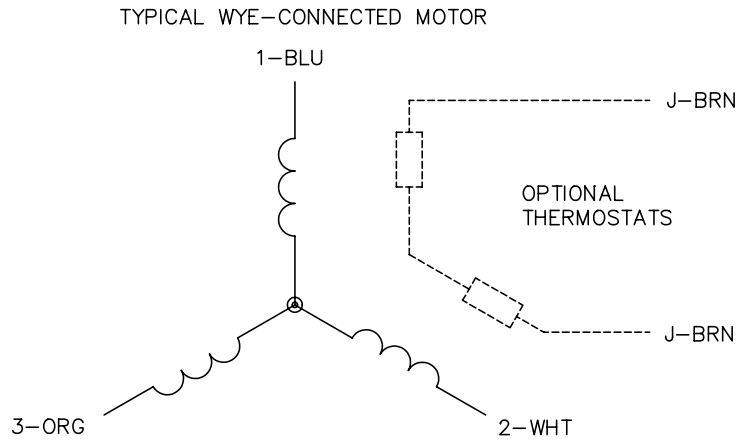
% of Rated Load	25	50	75	100	125	150	S.F.
Power Factor:	49.0	71.0	81.0	86.0	88.0	89.0	87.0
Efficiency:	87.9	92.1	93.0	92.8	92.3	91.5	92.5
Speed:	1792.0	1784.0	1776.0	1766.0	1759.0	1750.0	1762.0
Line Amperes:	7.9	10.5	13.7	17.2	21.0	25.0	19.5

Performance Graph at 460V, 60Hz, 15.0HP Typical performance - Not guaranteed values





CD0006



NOTES:

1. THREE LEAD MOTOR MAY BE EITHER WYE CONNECTED OR DELTA CONNECTED.
2. INTERCHANGE ANY TWO LINE LEADS TO REVERSE ROTATION.
3. OPTIONAL THERMOSTATS ARE PROVIDED WHEN SPECIFIED.
4. ACTUAL NUMBER OF INTERNAL PARALLEL CIRCUITS MAY VARY.
5. LEAD COLORS ARE OPTIONAL. LEADS MUST BE NUMBERED AS SHOWN.

REV. DESC: REVISE TO SHOW OPTIONAL COLORS			
REV. LTR: D	BY: JLP	REVISED: 01/21/99 4:02	TDR: 0171435
9000D		FILE: AAA00005141	MDL: -
		MTL: -	

BALDOR ELECTRIC Co.

3PH, SV, 3 LEADS, WYE OR DELTA CONNECTED

CD0006