

BALDOR® • RELIANCE

Product Information Packet

AFL3522A

1.5HP,3450RPM,1PH,60HZ,143TZ,3528L,TEAO

Copyright © All product information within this document is subject to Baldor Electric Company copyright © protection, unless otherwise noted.

Part Detail							
Revision:	X	Status:	PRD/A	Change #:		Proprietary:	No
Type:	AC	Prod. Type:	3528L	Elec. Spec:	35WG0525	CD Diagram:	
Enclosure:	TEAO	Mfg Plant:		Mech. Spec:	35T889	Layout:	
Frame:	143TZ	Mounting:	F1	Poles:	02	Created Date:	06-22-2007
Base:	RG	Rotation:	RS	Insulation:	B	Eff. Date:	08-10-2012
Leads:	4#16 A&J,2#18 B PH,1#	Literature:		Elec. Diagram:		Replaced By:	

Nameplate NP1280L							
CAT.NO.	AFL3522A						
SPEC.	35T889-0525						
HP	1.5						
VOLTS	115/230						
AMP	16.6/8.3						
RPM	3450						
FRAME	143TZ	HZ	60	PH	1		
SER.F.	1.00	CODE	H	DES	L	CL	B
NEMA-NOM-EFF	70	PF	82				
RATING	40C AMB-CONT						
CC		USABLE AT 208V	8.6				
DE	6205	ODE	6203				
ENCL	TEAO	SN					

Parts List		
Part Number	Description	Quantity
SA111025	SA 35T889-0525	1.000 EA
RA102404	RA 35T889-0525	1.000 EA
EC1645A06SP	ELEC CAP, 645-774 MFD, 125V, 2.06D X 4.	1.000 EA
TP5059	GENERIC THERMAL KIT	1.000 EA
RM1001A01	GROMMET (MIDSTATES#541000)	1.000 EA
53XT0832G07	8-32X7/16 PN STD SR TY23G X	1.000 EA
35EP3102A02SP	FR ENDPLATE, MACH	1.000 EA
HW4500A01	1641B(ALEMITE)400 UNIV, GREASE FITT	1.000 EA
51XW0832A07	8-32 X .44, TAPTITE II, HEX WSHR SLTD SE	2.000 EA
NS2501A01	INSULATOR, CAPACITOR	1.000 EA
51XB1016A05	10-16X5/16HX WA SL SR TYB (F/S)	2.000 EA
HW5100A03SP	WAVY WASHER (W1543-017)	1.000 EA
35EP3101A01SP	STD PU EP-ENCLOSED-205 BRG-W/GREASER	1.000 EA
HW4500A01	1641B(ALEMITE)400 UNIV, GREASE FITT	1.000 EA
XY1032A02	10-32 HEX NUT DIRECTIONAL SERRATION	4.000 EA
WD4100A01	DP-875 HEYCO PLUG OR 62MP0875 MICRO PLAS	1.000 EA
35CB4500SP	TERMINAL BOX LID STAMPED	1.000 EA
35GS1002	GASKET,1/16 THICK LEXIDE	1.000 EA
51XW0832A07	8-32 X .44, TAPTITE II, HEX WSHR SLTD SE	2.000 EA
HW2501D13SP	KEY, 3/16 SQ X 1.375	1.000 EA
HA7000A01	KEY RETAINER 7/8" DIA SHAFT	1.000 EA
85XU0407S04	4X1/4 U DRIVE PIN STAINLESS	2.000 EA
WD1000A15	3-520132-2 AMP FLAG (4M/RL NON-CANC/NON-	2.000 EA
MJ1000A75	GREASE, POLYREX EM EXXON	0.050 LB

Parts List (continued)		
Part Number	Description	Quantity
MG1025Z20	ACTIVATOR WILKOFAS 060.32	0.010 GA
MG1025C02	PAINT, 787.105 LITE TAN EPOXY (USE W/MG1	0.017 GA
HA3100A18	THRUBOLT 10-32 X 9.250	4.000 EA
34GS5003	FOAM SLEEVE, ID = 2 1/16" X 3 3/8"	1.000 EA
35CB4802A02SP	CAPACITOR COVER, STAMPED X W/AUTOPHORET	1.000 EA
35GS3001A02	GASKET, CA.COVER, 5.38 LONG .06 CS301	1.000 EA
SP5066A01	MODEL 35 TERMINAL PANEL SWITCH WITH LEAD	1.000 EA
LB1118	LABEL,WARNING (ROLL LABEL)	1.000 EA
LB1125C01	STD (STOCK) CARTON LABEL BALDOR WITH FLA	1.000 EA
LC0052	CONNECTION LABEL	1.000 EA
NP1280L	ALUM FARM DUTY UL CSA CC THERMAL	1.000 EA
35PA1066	PACKING GROUP COMBINED PRINT	1.000 EA

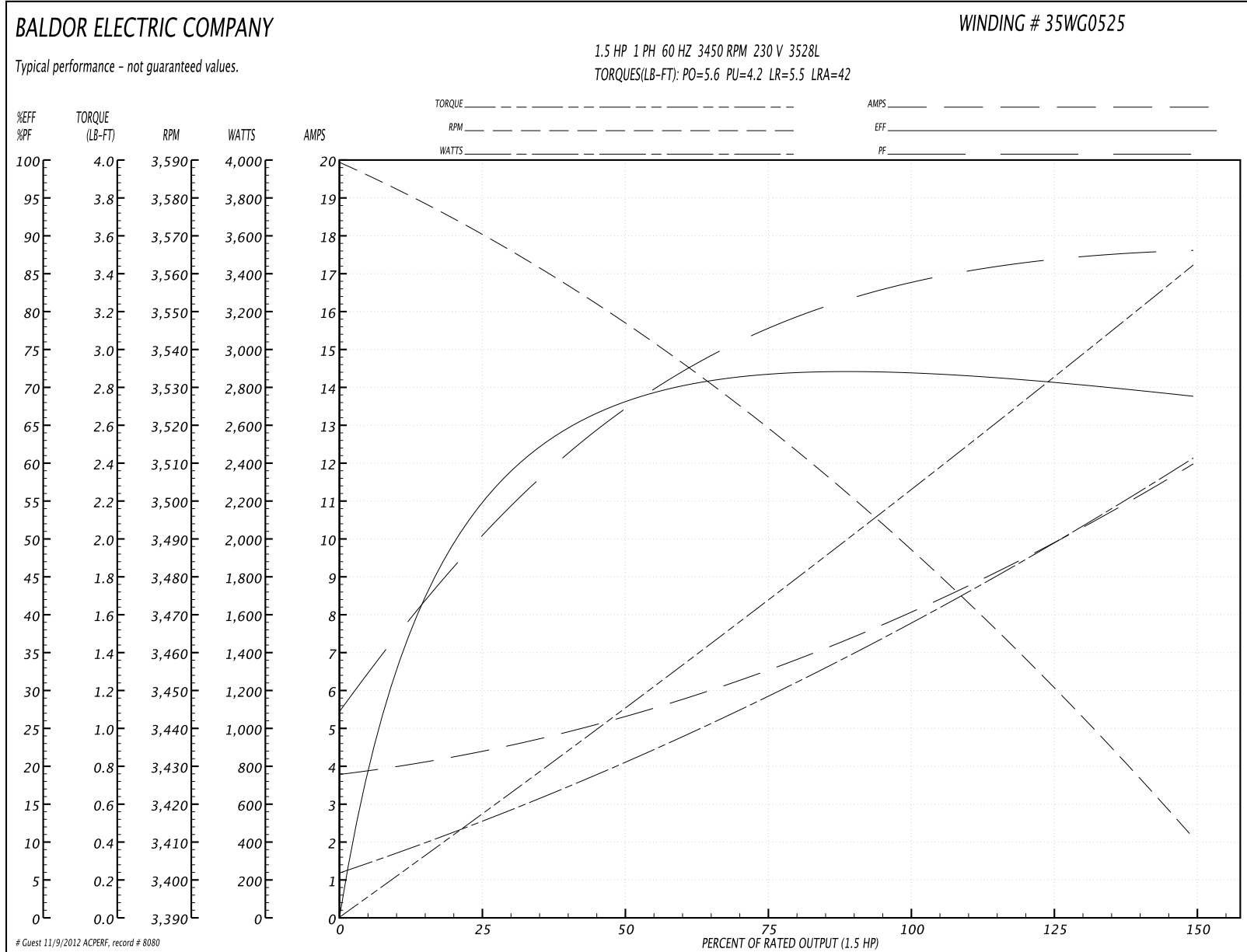
Accessories		
Part Number	Description	Multiplier
35-8762	C FACE KIT	A8
35EP1604A01SP	D-FLANGE KIT	A8

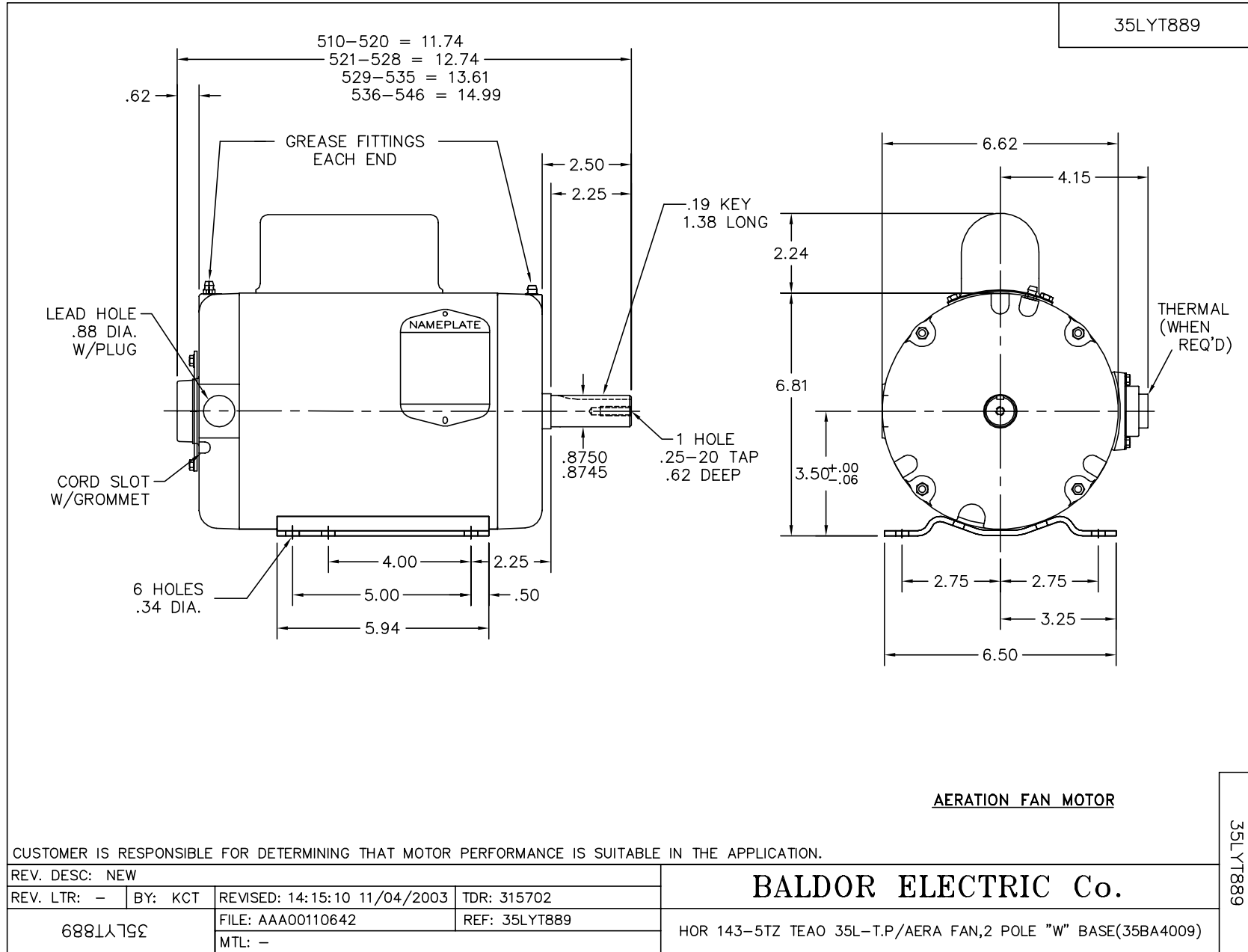
Performance Data at 230V, 60Hz, 1.5HP (Typical performance - Not guaranteed values)

General Characteristics			
Full Load Torque:	2.3 LB-FT	Start Configuration:	DOL
No-Load Current:	3.8 Amps	Break-Down Torque:	5.6 LB-FT
Line-line Res. @ 25°C.:	1.26 Ohms A Ph / 1.23 Ohms B Ph	Pull-Up Torque:	4.2 LB-FT
Temp. Rise @ Rated Load:	70 C	Locked-Rotor Torque:	5.5 LB-FT
Temp. Rise @ S.F. Load:		Starting Current:	42.0 Amps

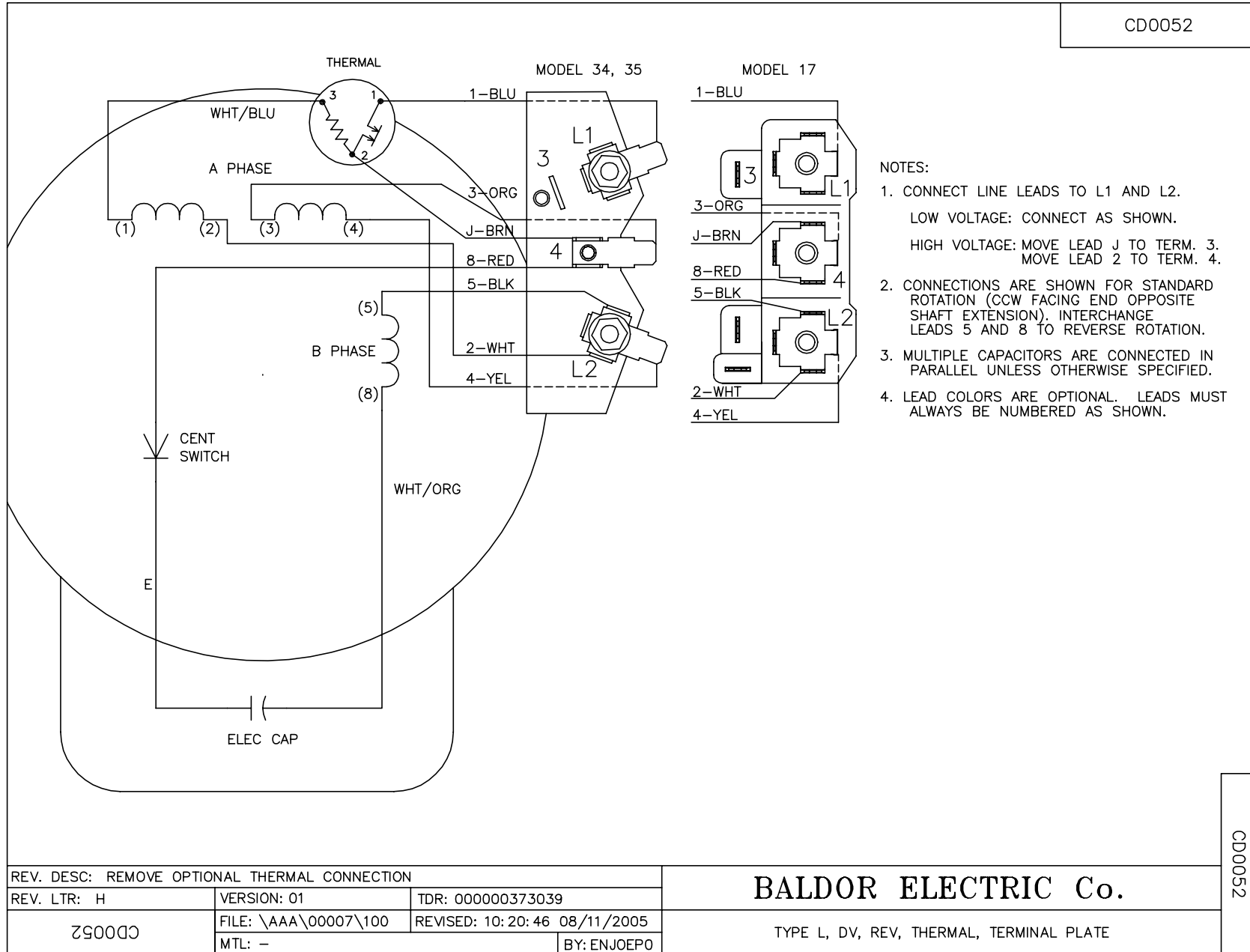
Load Characteristics							
% of Rated Load	25	50	75	100	125	150	S.F.
Power Factor:	52.0	69.0	78.0	84.0	87.0	88.0	0.0
Efficiency:	54.9	67.7	71.6	72.4	71.2	68.4	0.0
Speed:	3568.0	3543.0	3518.0	3485.0	3452.0	3409.0	0.0
Line Amperes:	4.4	5.4	6.6	8.3	9.9	12.0	0.0

Performance Graph at 230V, 60Hz, 1.5HP Typical performance - Not guaranteed values





CD0052



CD0052

REV. DESC: REMOVE OPTIONAL THERMAL CONNECTION		
REV. LTR: H	VERSION: 01	TDR: 000000373039
Z90052	FILE: \AAA\00007\100	REVISED: 10:20:46 08/11/2005
	MTL: -	BY: ENJOEPO

BALDOR ELECTRIC Co.

TYPE L, DV, REV, THERMAL, TERMINAL PLATE