

BALDOR® • **RELIANCE**

Product Information Packet

CM3534-5

.33HP,1725RPM,3PH,60HZ,56C,3413M,TEFC,F1

Copyright © All product information within this document is subject to Baldor Electric Company copyright © protection, unless otherwise noted.

Part Detail									
Revision:	H	Status:	PRD/A	Change #:		Proprietary:	No		
Type:	AC	Prod. Type:	3413M	Elec. Spec:	34WG0901	CD Diagram:			
Enclosure:	TEFC	Mfg Plant:		Mech. Spec:	34A062	Layout:			
Frame:	56C	Mounting:	F1	Poles:	04	Created Date:			
Base:	RG	Rotation:	R	Insulation:	B	Eff. Date:	07-16-2007		
Leads:	3#18	Literature:		Elec. Diagram:		Replaced By:			
Nameplate NP1256L									
CAT.NO.	CM3534-5								
SPEC.	34A62-901								
HP	.33								
VOLTS	575								
AMP	.64								
RPM	1725								
FRAME	56C	HZ	60	PH	3				
SER.F.	1.35	CODE	L	DES	B	CLASS	B		
NEMA-NOM-EFF	68	PF	57						
RATING	40C AMB-CONT								
CC	USABLE AT 208V								
DE	6203	ODE	6203						
ENCL	TEFC	SN							
	SFA .7								

Parts List		
Part Number	Description	Quantity
SA009841	SA 34A62-901	1.000 EA
RA006286	RA 34A62-901	1.000 EA
NS2512A01	INSULATOR, CONDUIT BOX X	1.000 EA
34CB3002A	CB CAST W/.88 DIA HOLE	1.000 EA
34GS1029A01	GASKET, CONDUIT BOX	1.000 EA
51XB1016A07	10-16 X 7/16 HXWSSLD SERTYB	2.000 EA
11XW1032G06	10-32 X .38, TAPTITE II, HEX WSHR SLTD U	1.000 EA
34EP3102A01SP	FR ENDPLATE, MACH	1.000 EA
HW5100A03SP	WAVY WASHER (W1543-017)	1.000 EA
34EP3300A24SP	PU ENDPLATE, MACH	1.000 EA
51XN1032A20	10-32 X 1 1/4 HX WS SL SR	2.000 EA
34FN3002A01SP	EXTERNAL FAN, PLASTIC, .637/.639 HUB W/	1.000 EA
34FH4002A01	IEC FH NO GREASER	1.000 EA
51XW1032A06	10-32 X .38, TAPTITE II, HEX WSHR SLTD S	3.000 EA
34CB4517	CB LID 4 MTG HOLES .22 DIA STAMPED, FOR	1.000 EA
34GS1031A01	GASKET, FLAT CONDUIT BOX LID (LEXIDE)	1.000 EA
51XW0832A07	8-32 X .44, TAPTITE II, HEX WSHR SLTD SE	4.000 EA
HW2501D13SP	KEY, 3/16 SQ X 1.375	1.000 EA
HA7000A04	KEY RETAINER 0.625 DIA SHAFTS	1.000 EA
MG1000G27	PAINT- S9282E CHARCOAL GREY	0.014 GA
10XF0440S02	04-40 X 1/8 TYPE F HEX HD STAINLESS STIC	2.000 EA
HA3100A12	THRUBOLT 10-32 X 7.375	4.000 EA
LB5040	INSTRUCTION TAG, AC & DC	1.000 EA
LB1119	WARNING LABEL	1.000 EA

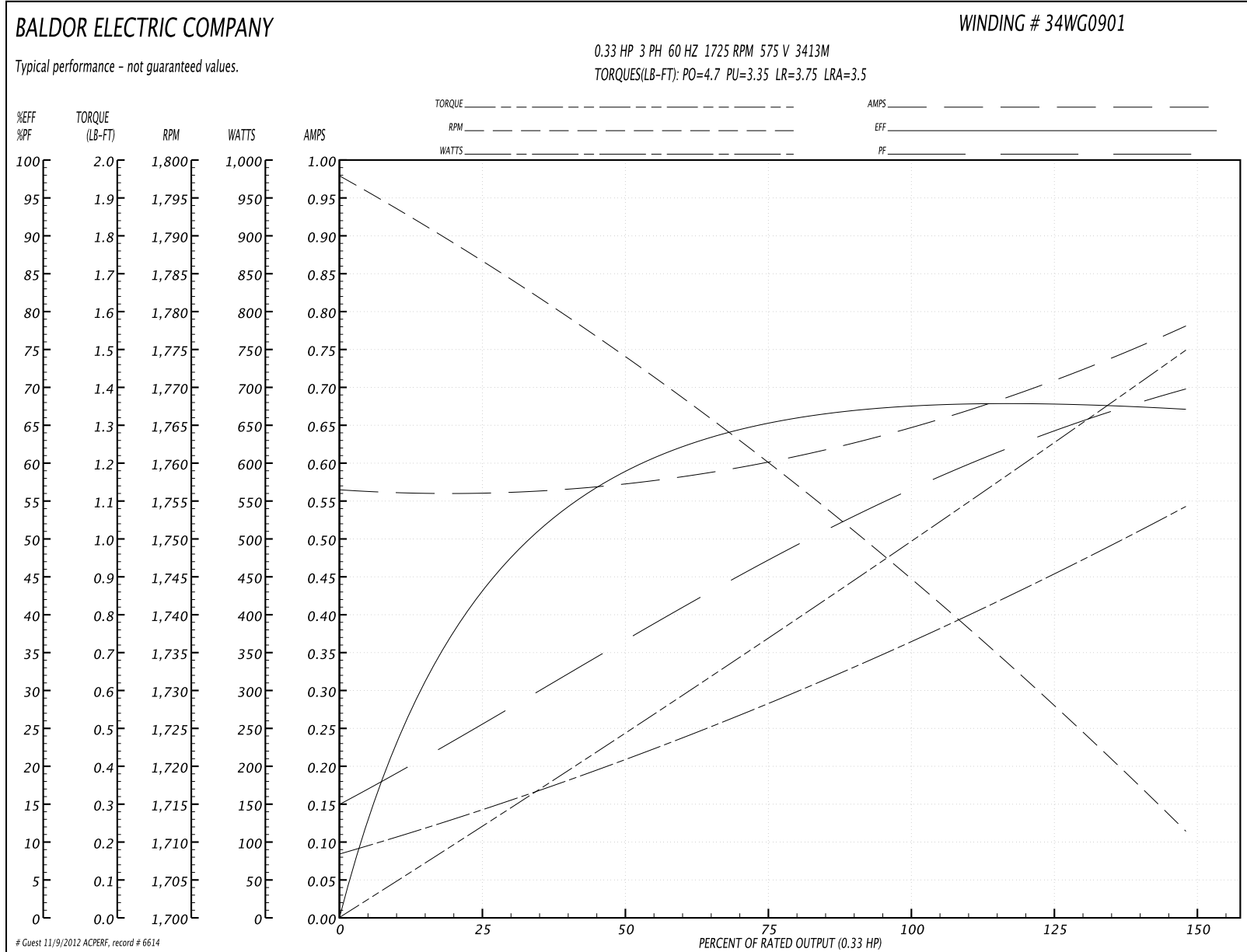
Parts List (continued)		
Part Number	Description	Quantity
LC0006	CONNECTION LABEL	1.000 EA
LB1125C01	STD (STOCK) CARTON LABEL BALDOR WITH FLA	1.000 EA
NP1256L	ALUM UL CSA CC	1.000 EA
34PA1002	PACKING GROUP, BALDOR	1.000 EA

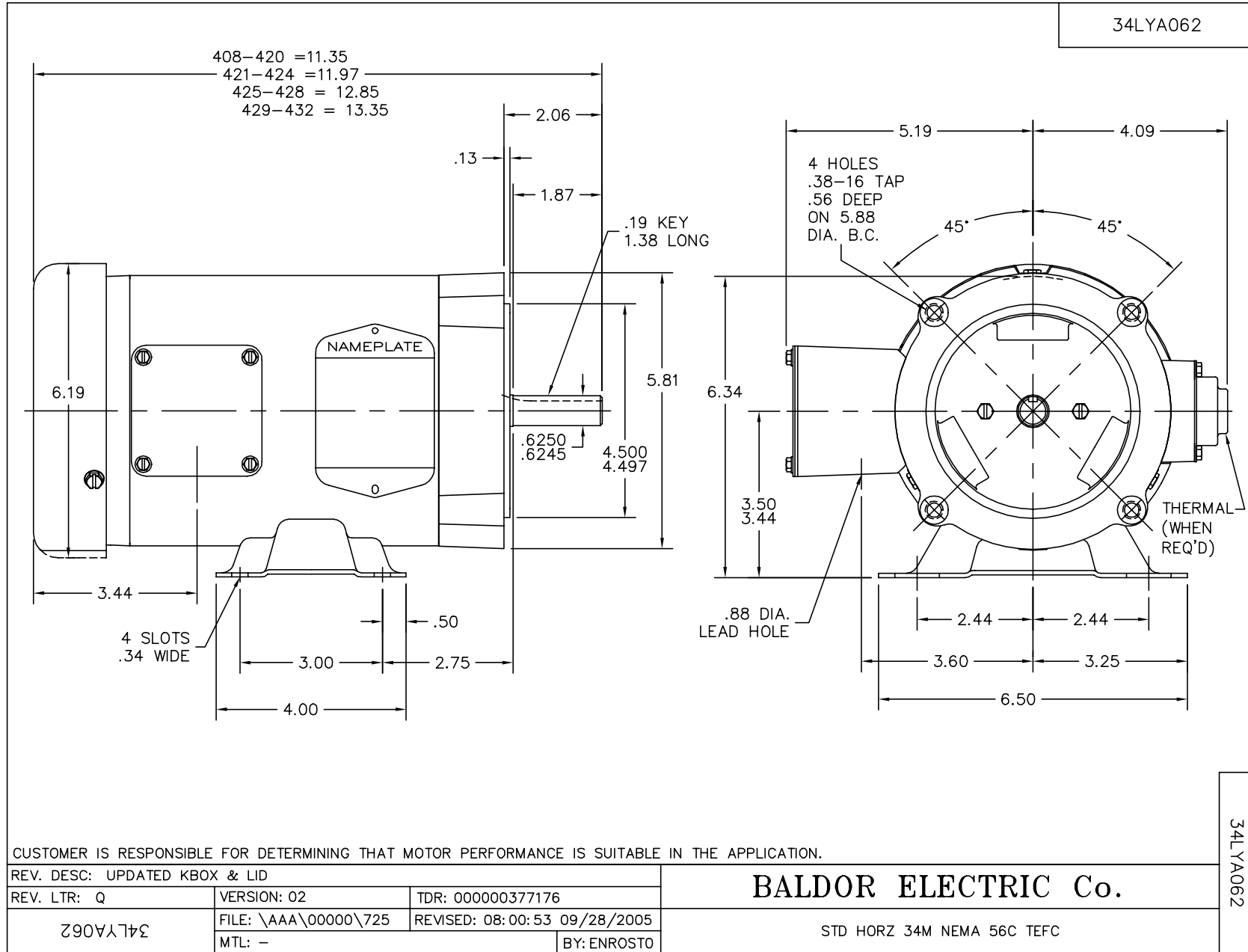
Performance Data at 575V, 60Hz, 0.33HP (Typical performance - Not guaranteed values)

General Characteristics			
Full Load Torque:	1.0 LB-FT	Start Configuration:	DOL
No-Load Current:	0.56 Amps	Break-Down Torque:	4.7 LB-FT
Line-line Res. @ 25°C.:	77.1 Ohms A Ph / 0.0 Ohms B Ph	Pull-Up Torque:	3.35 LB-FT
Temp. Rise @ Rated Load:	47 C	Locked-Rotor Torque:	3.75 LB-FT
Temp. Rise @ S.F. Load:	61 C	Starting Current:	3.5 Amps

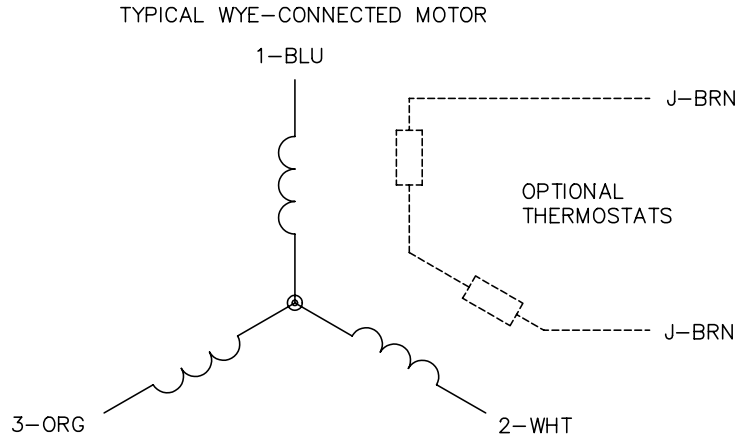
Load Characteristics							
% of Rated Load	25	50	75	100	125	150	S.F.
Power Factor:	28.0	40.0	50.0	57.0	64.0	69.0	66.0
Efficiency:	44.0	59.0	65.0	68.0	68.0	67.0	68.0
Speed:	1788.0	1770.0	1760.0	1745.0	1730.0	1710.0	1725.0
Line Amperes:	0.56	0.58	0.62	0.64	0.68	0.8	0.72

Performance Graph at 575V, 60Hz, 0.33HP Typical performance - Not guaranteed values





CD0006



NOTES:

1. THREE LEAD MOTOR MAY BE EITHER WYE CONNECTED OR DELTA CONNECTED.
2. INTERCHANGE ANY TWO LINE LEADS TO REVERSE ROTATION.
3. OPTIONAL THERMOSTATS ARE PROVIDED WHEN SPECIFIED.
4. ACTUAL NUMBER OF INTERNAL PARALLEL CIRCUITS MAY VARY.
5. LEAD COLORS ARE OPTIONAL. LEADS MUST BE NUMBERED AS SHOWN.

REV. DESC: REVISE TO SHOW OPTIONAL COLORS			
REV. LTR: D	BY: JLP	REVISED: 01/21/99 4:02	TDR: 0171435
9000D		FILE: AAA00005141	MDL: -
		MTL: -	

BALDOR ELECTRIC Co.

3PH, SV, 3 LEADS, WYE OR DELTA CONNECTED

CD0006