

BALDOR® • *RELIANCE*

Product Information Packet

CTM4104T

30HP, 1760RPM, 3PH, 60HZ, 286T, 0964M, TEAO, F1

Copyright © All product information within this document is subject to Baldor Electric Company copyright © protection, unless otherwise noted.

Part Detail							
Revision:	H	Status:	PRD/A	Change #:		Proprietary:	No
Type:	AC	Prod. Type:	0964M	Elec. Spec:	09WGY208	CD Diagram:	
Enclosure:	TEAO	Mfg Plant:		Mech. Spec:	09G947	Layout:	
Frame:	286T	Mounting:	F1	Poles:	04	Created Date:	
Base:	RG	Rotation:	R	Insulation:	F	Eff. Date:	09-14-2011
Leads:	9#10	Literature:		Elec. Diagram:		Replaced By:	

Nameplate NP1258E							
CAT.NO.	CTM4104T						
SPEC.	09G947Y208G1						
HP	30						
VOLTS	230/460						
AMP	72/36						
RPM	1760						
FRAME	286T	HZ	60	PH	3		
SER.F.	1.15	CODE	H	DES	B	CL	F
NEMA-NOM-EFF	92.4	PF	84				
RATING	40C AMB-CONT						
CC		USABLE AT 208V	77.4				
DE	6311	ODE	6208				
ENCL	TEAO	SN					

Parts List		
Part Number	Description	Quantity
SA138675	SA 09G947Y208G1	1.000 EA
RA128216	RA 09G947Y208G1	1.000 EA
10CB1000A132P	SPL KOBX W/1.50 NPT LD & 2 .125 NPT DRAI	1.000 EA
HA4044A00	PLUG,PIPE 1/8 NPT PLASTIC SQUARE HEAD	2.000 EA
09GS1010	GASKET, DWG, LEADWIRE SEPERATOR	1.000 EA
10XN3118K16	5/16-18 X 1" GRADE #5, STL, ZINC PLATE	4.000 EA
HW1001A31	LOCKWASHER 5/16, ZINC PLT.591 OD, .319 I	4.000 EA
WD1000B16	KPA-4C BURNDY TERMINAL	1.000 EA
10XN2520K06	1/4-20 X 3/8" HX HD SCREWGRADE 5, ZINC P	1.000 EA
HW1001A25	LOCKWASHER 1/4, ZINC PLT .493 OD, .255 I	1.000 EA
09EP1100C26P	MACH'D EPOXY PRIMED EP	1.000 EA
10XN3816K28	3/8-16 X 1.75 HEX HD CAP SCREW, GRADE 5	4.000 EA
HW1001A38	LOCKWASHER 3/8, ZINC PLT .688 OD, .382 I	4.000 EA
HW1001A38	LOCKWASHER 3/8, ZINC PLT .688 OD, .382 I	4.000 EA
HA7205	"L" SHAPE LIFTING LUG FOR 37,39 & 40 FRA	2.000 EA
HW5100A08	W3118-035 WVY WSHR (WB)	1.000 EA
09EP1116A21P	PU ENDPLATE, MACH, EPOXY PRIMED	1.000 EA
10XN3816K28	3/8-16 X 1.75 HEX HD CAP SCREW, GRADE 5	4.000 EA
10XN3118K40	5/16-18 X 2.50" HEX HD, GRADE 5	4.000 EA
10CB1503A01P	CONDUIT BOX LIPPED LID, MACH W/EPXY PRMR	1.000 EA
14GS1003	GASKET CONDUIT BOX LID, NEOP	1.000 EA
10XN2520K16	1/4-20 X 1" HX HD SCRW GRADE 5, ZINC P	4.000 EA
HW1001A25	LOCKWASHER 1/4, ZINC PLT .493 OD, .255 I	4.000 EA
HW4600B40	V-RING SLINGER 2.000 X 2.680 X 0.280	1.000 EA

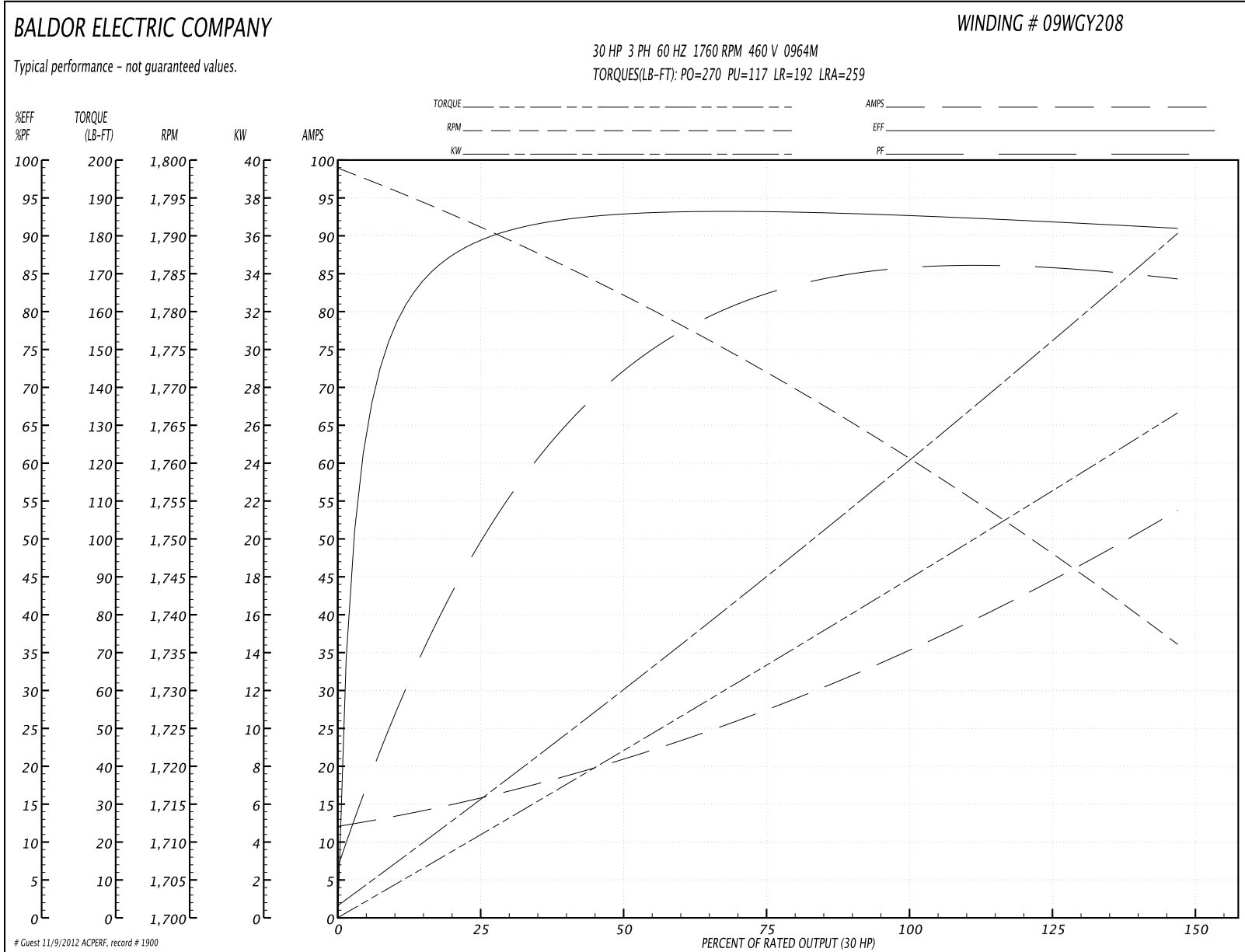
Parts List (continued)		
Part Number	Description	Quantity
HW2501H28	KEY, 1/2 SQ X 3.250	1.000 EA
MJ5001A01	46-665 RED SEALER	0.031 QT
MJ5001A14	DYNAPRO SEAL, CP MOTORS VC#2508050 (603	0.023 EA
LB1115	LABEL,LIFTING DEVICE	1.000 EA
LB1182	WARNING LABEL FOR MOTORS WITH EYENUTS	2.000 EA
LB1002	LABEL,MARINE DUTY (ON ROLLS)	1.000 EA
LB5040	INSTRUCTION TAG, AC & DC	1.000 EA
HA4001A01SP	DRAIN PLUG, PLASTIC (MICRO PLAS)	1.000 EA
MJ1000A75	GREASE, POLYREX EM EXXON	0.080 LB
HA4001A01SP	DRAIN PLUG, PLASTIC (MICRO PLAS)	1.000 EA
MG1025G05	PAINT 789.201	0.050 GA
85XU0407S04	4X1/4 U DRIVE PIN STAINLESS	2.000 EA
LB1125C01	STD (STOCK) CARTON LABEL BALDOR WITH FLA	4.000 EA
LC0005E02	SPL CONN.DIA./WARN.LABEL(LC0005/LB1119)	1.000 EA
NP1258E	SS CP UL CSA CC	1.000 EA
40PA1005	PACKAGING GROUP, 09 STD	1.000 EA

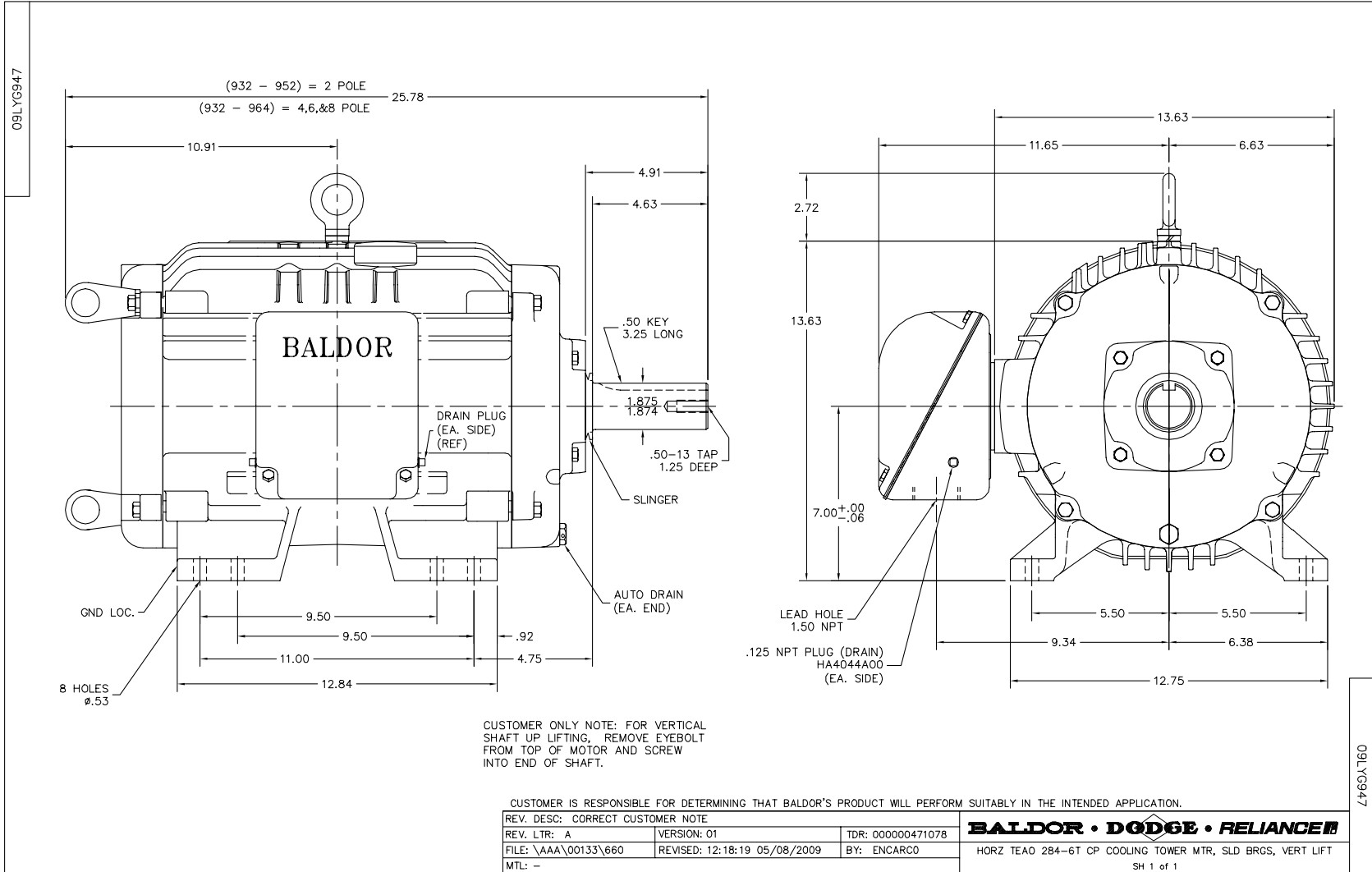
Accessories		
Part Number	Description	Multiplier
09-1310	C FACE KIT	A8

Performance Data at 460V, 60Hz, 30.0HP (Typical performance - Not guaranteed values)

General Characteristics							
Full Load Torque:	88.9 LB-FT			Start Configuration:	DOL		
No-Load Current:	12.7 Amps			Break-Down Torque:	270.0 LB-FT		
Line-line Res. @ 25°C.:	0.257 Ohms A Ph / 0.0 Ohms B Ph			Pull-Up Torque:	117.0 LB-FT		
Temp. Rise @ Rated Load:	68 C			Locked-Rotor Torque:	192.0 LB-FT		
Temp. Rise @ S.F. Load:	84 C			Starting Current:	259.0 Amps		
Load Characteristics							
% of Rated Load	25	50	75	100	125	150	S.F.
Power Factor:	51.0	73.0	81.0	84.0	86.0	86.0	85.0
Efficiency:	88.9	92.7	93.2	92.8	92.0	90.9	92.3
Speed:	1791.0	1782.0	1772.0	1761.0	1749.0	1736.0	1754.0
Line Amperes:	15.0	20.7	27.5	35.8	44.1	53.4	40.78

Performance Graph at 460V, 60Hz, 30.0HP Typical performance - Not guaranteed values

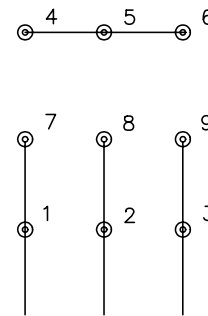




CD0005

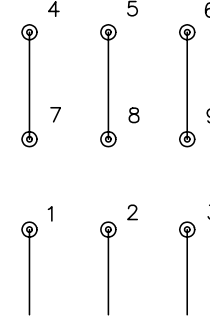


LOW VOLTAGE
(2Y)



LINE

HIGH VOLTAGE
(1Y)



LINE

NOTES:

1. INTERCHANGE ANY TWO LINE LEADS TO REVERSE ROTATION.
2. OPTIONAL THERMOSTATS ARE PROVIDED WHEN SPECIFIED.
3. ACTUAL NUMBER OF INTERNAL PARALLEL CIRCUITS MAY BE A MULTIPLE OF THOSE SHOWN ABOVE.
4. LEAD COLORS ARE OPTIONAL. LEADS MUST ALWAYS BE NUMBERED AS SHOWN.

REV. DESC: REVISE TO SHOW OPTIONAL COLORS			
REV. LTR: E	BY: JLP	REVISED: 01/19/99 10:15	TDR: 0171435
900000		FILE: AAA00005140	MDL: -
		MTL: -	

BALDOR ELECTRIC Co.

3PH, DV, 9 LEADS

CD0005