

# **BALDOR**® • *RELIANCE*

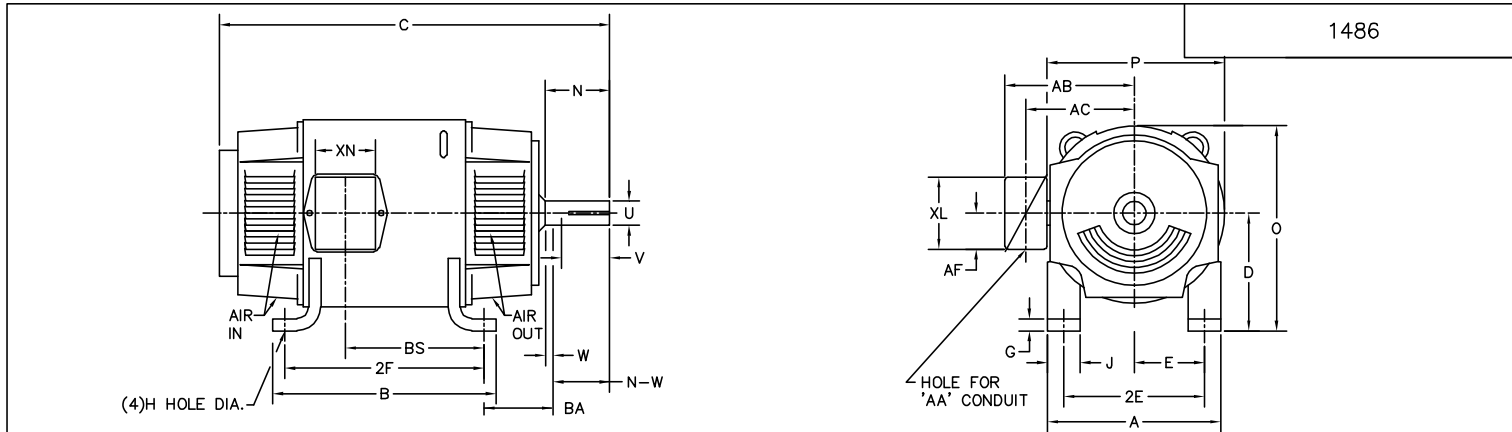
## **Product Information Packet**

# **DMG2340**

**40KW/1750RPM/DC/DPFG/NEMA AD329AT**

Copyright © All product information within this document is subject to Baldor Electric Company copyright © protection, unless otherwise noted.

Part Detail			
Type:	DC	Prod. Type:	T
Power Code:	A	Weight:	910
Frame Group:		Mounting Pos.:	F2
HP:	40	Enclosure:	DPFG
RPM:	1750	Wound:	COMPOUND
Service Factor:	1.0	Arm V:	230
Arm A:	174.00	Field V:	230
Field A:	5.67	Field A Hot:	3.70
Insulation Class:	F	Ambient:	40
Duty:	CONT	DE Bearing:	6211
ODE Bearing:	6210	Brushes:	28610-1
Brush Qty.:			



FRAME	FOOT MOUNTING						D.E. SHAFT EXTENSION					DRIVE KEY		FRAME					
	BA	E	2F	G	H	J	N	N-W	U	V	W	KEY-SQ.	KEY-LONG	A	B	C	D	O	P
1810AT	2.75	3.75	11.00	.38	.406	1.50	2.90	2.77	1.125 <sup>1</sup>	2.50 <sup>3</sup>	.13	.250	1.38	8.81	12.25	21.46	4.50 <sup>2</sup>	9.00	9.00
219AT	3.50	4.25	11.00	.50	.406	2.00	3.00	2.75	1.375 <sup>1</sup>	2.50 <sup>3</sup>	.25	.312	1.75	10.38	12.00	24.50	5.25 <sup>2</sup>	10.47	10.44
258AT	4.25	5.00	12.50	.69	.531	2.25	3.44	3.25	1.625 <sup>1</sup>	3.00 <sup>3</sup>	.19	.375	2.31	12.38	14.00	26.50	6.25 <sup>2</sup>	12.47	12.44
259AT	4.25	5.00	14.00	.69	.531	2.25	3.44	3.25	1.625 <sup>1</sup>	3.00 <sup>3</sup>	.19	.375	2.31	12.38	15.50	28.00	6.25 <sup>2</sup>	12.47	12.44
288AT	4.75	5.50	14.00	.69	.531	2.50	3.91	3.75	1.875 <sup>1</sup>	3.50 <sup>3</sup>	.16	.500	2.50	13.81	15.62	32.00	7.00 <sup>2</sup>	13.88	13.75
328AT	5.25	6.25	16.00	.81	.656	3.00	4.40	4.25	2.125 <sup>1</sup>	4.00 <sup>3</sup>	.15	.500	3.12	15.88	17.75	34.63	8.00 <sup>2</sup>	15.94	15.88
329AT	5.25	6.25	18.00	.81	.656	3.00	4.40	4.25	2.125 <sup>1</sup>	4.00 <sup>3</sup>	.15	.500	3.12	15.88	19.75	36.63	8.00 <sup>2</sup>	15.94	15.88

FRAME	CONDUIT BOX							APPROXIMATE WEIGHT
	AA	AB	AC	AF	BS	XL	XN	
1810AT	3/4NPT	INTEGRAL WITH ENDPLATE						195
219AT	3/4-1	7.91	6.44	2.44	9.38	3.81	3.12	260
258AT	1 1/4	9.35	7.72	2.94	9.75	4.94	4.00	366
259AT	1 1/4	9.35	7.72	2.94	11.25	4.94	4.00	411
288AT	1 1/4	11.88	9.25	5.00	12.64	7.88	5.25	566
328AT	2	12.94	10.32	5.00	13.68	7.88	5.25	775
329AT	2	12.94	10.32	5.00	15.68	7.88	5.25	884

- 1) SHAFT DIAMETERS TO 1.500 TOLERANCE +.0000 -.0005  
SHAFT DIAMETERS ABOVE 1.500 TOLERANCE +.0000 -.0010  
SHAFT DIAMETERS TO 1.625 RUNOUT .002 T.I.R. MAX.  
SHAFT DIAMETERS ABOVE 1.625 RUNOUT .003 T.I.R. MAX.
- 2) 'D' DIMENSION TOLERANCE +.000 - .060
- 3) 'V' DIMENSION IS MAX. HUB LENGTH ON SHAFT
- 4) CONDUIT BOX CAN BE ROTATED IN 90° STEPS ON ITS OWN AXIS.
- 5) ALL DIMENSIONS NOT NOTED ARE NOMINAL DIMENSIONS CONSULT FACTORY FOR TOLERANCES.

FOR F1 OR F2 CONDUIT BOX  
LOCATION SEE SALES ORDER

CUSTOMER IS RESPONSIBLE FOR DETERMINING THAT BALDOR'S PRODUCT WILL PERFORM SUITABLY IN THE INTENDED APPLICATION.

REV. DESC: REV. "D" DIM TO +.000 -.060	VERSION: 02	TDR: 000000752566
REV. LTR: E	FILE: \RGG\00019\528	REVISED: 03:26:56 06/20/2012
MTL: -	BY: RGGNAS	

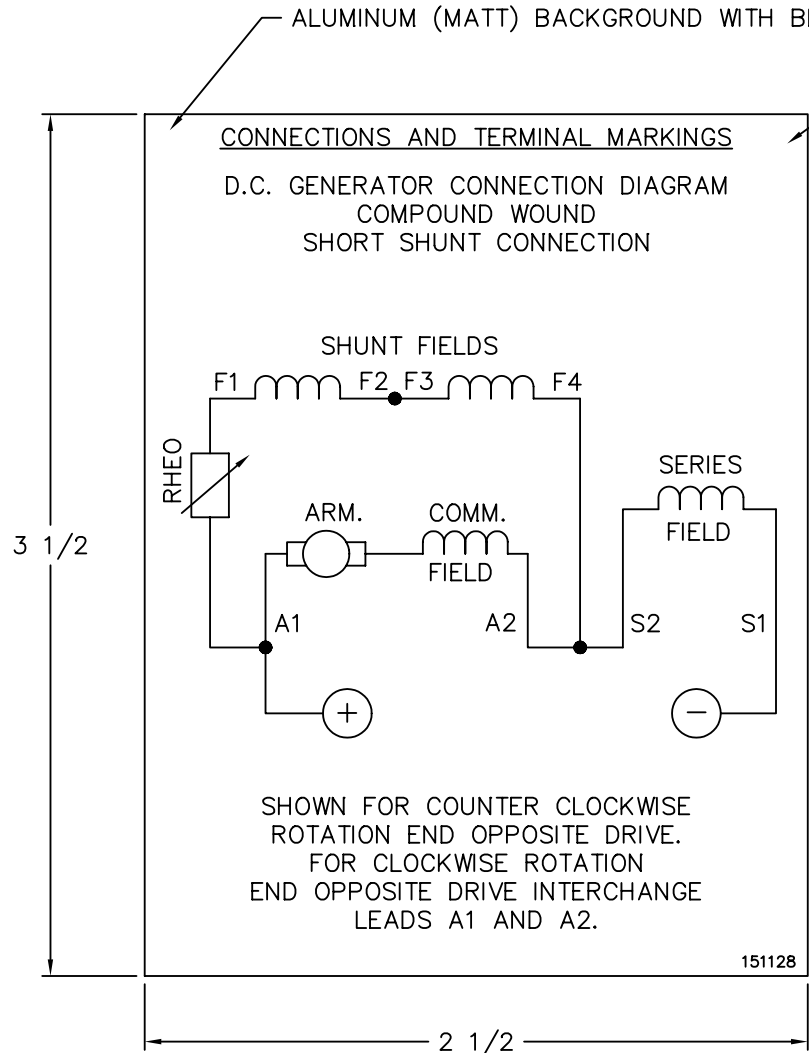
**BALDOR**

DIM SHEET, 1810AT THRU 329AT GENERATORS

SH 1 of 1

1-486

151128



LABEL MANUFACTURER IDENTIFYING MARK TO APPEAR HERE

**NOTE:**  
MATERIAL .005 MINIMUM FULL HARD ALUMINUM DULL FINISH.  
TEMP. RANGE -20°C TO +125°C MAXIMUM.  
FOR INDOOR AND OUTDOOR MOUNTING BACK.  
METAL, PRESSURE SENSITIVE BACK. MUST MEET CSA STANDARD.  
THE CSA IDENTIFYING MARK OF THE LABEL MANUFACTURER MUST APPEAR IN THE UPPER RIGHT HAND CORNER AS INDICATED.

UNLESS OTHERWISE SPECIFIED, BREAK ALL SHARP EDGES .010/.020. REMOVE ALL BURRS.

TOLERANCES

.X ±.015	FRACTIONS ±1/32
.XX ±.010	RADII ±1/16
.XXX ±.005	ANGLES ±1°

151128

MATL: NOTED			
REV: A	CHANGE ALL "NAMEPLATE" TEXT TO "LABEL"		
8Z1191	SCALE: -	BY: BKW	REVISED: 02/19/97
	FILE: CHB00003088	TDR: 0115147	

**BALDOR ELECTRIC Co.**

LABEL, CONNECTIONS AND TERMINAL MARKINGS DC GENERATORS


REL. S. O.	FRAME	RATING	RPM	ARM. VOLTS	ARM. AMPS	
	329	40.0HP	1750	230	174	
WINDING TYPE		S.F.	ENCL.	AMB °C/INSUL	DUTY	FIELD VOLTS
STAB. SHUNT		1.0	DBG	40/F	CONT	230
POWER CODE		TYPE	WK 2 (LB-FT <sup>2</sup> )	HOT ARM. CIR. RES.	FLD. AMPS@25 °C	HOT FIELD RES
A		T	8.480	.115	5.67	62.1

ARM. CIR. IND. (mh)	FIELD IND. (H)	COOLING AIR (CFM/IN H 20)	TURNS PER COIL SHUNT/SERIES	TEST DATE
2.43	38.9	-/-	1300/2	-

LOAD PERFORMANCE					
LOAD	AMPERES	TORQUE IN OZ.-FT.	OUTPUT IN HP	RPM	% EFFICIENCY
NO LOAD	462	0	0	1400	0
1/4	44	0	0	1360	0
2/4	87	0	0	1319	0
3/4	131	0	0	1286	0
4/4	174	0	0	1259	0
O.L.	261	0	0	1209	0

RPM VS. FIELD AMPS		Eg VS. FIELD AMPS		
FIELD AMPS	RPM N.L.	RPM F.L.	Eg N.L. @ BASE SPEED	Eg F.L. @ BASE SPEED
3.70	1399	1258	285	280
3.36	1484	1587	272	266
3.02	1586	1675	254	250
2.69	1727	1792	233	230
2.35	1927	1950	208	208

REMARKS: TYPICAL DATA

 BALDOR • DOODGE • RELIANCE	DR. BY E. H. GILLOT	D-C MOTOR PERFORMANCE DATA DK0088A ISSUE DATE 05-15-09
	CK. BY B. GRANT APP. BY R. BRANCHER DATE 05-15-09	