

# **BALDOR**® • **RELIANCE**

## **Product Information Packet**

# **EBM3546T**

**1HP,1760RPM,3PH,60HZ,143T,3519M,TEFC,F1**

Copyright © All product information within this document is subject to Baldor Electric Company copyright © protection, unless otherwise noted.

Part Detail							
Revision:	C	Status:	PRD/A	Change #:		Proprietary:	No
Type:	AC	Prod. Type:	3519M	Elec. Spec:	35WGM492	CD Diagram:	
Enclosure:	TEFC	Mfg Plant:		Mech. Spec:	35X075	Layout:	
Frame:	143T	Mounting:	F1	Poles:	04	Created Date:	08-02-2010
Base:	RG	Rotation:	R	Insulation:	F	Eff. Date:	05-10-2012
Leads:	9#18	Literature:		Elec. Diagram:		Replaced By:	

Nameplate NP1259L							
CAT.NO.	EBM3546T						
SPEC.	35X075M492G1						
HP	1						
VOLTS	208-230/460						
AMP	3.1-3/1.5						
RPM	1760						
FRAME	143T	HZ	60	PH	3		
SER.F.	1.15	CODE	L	DES	B	CL	F
NEMA-NOM-EFF	85.5	PF	71				
RATING	40C AMB-CONT						
CC				USABLE AT 208V	3.1		
DE	6205	ODE	6203				
ENCL	TEFC	SN					

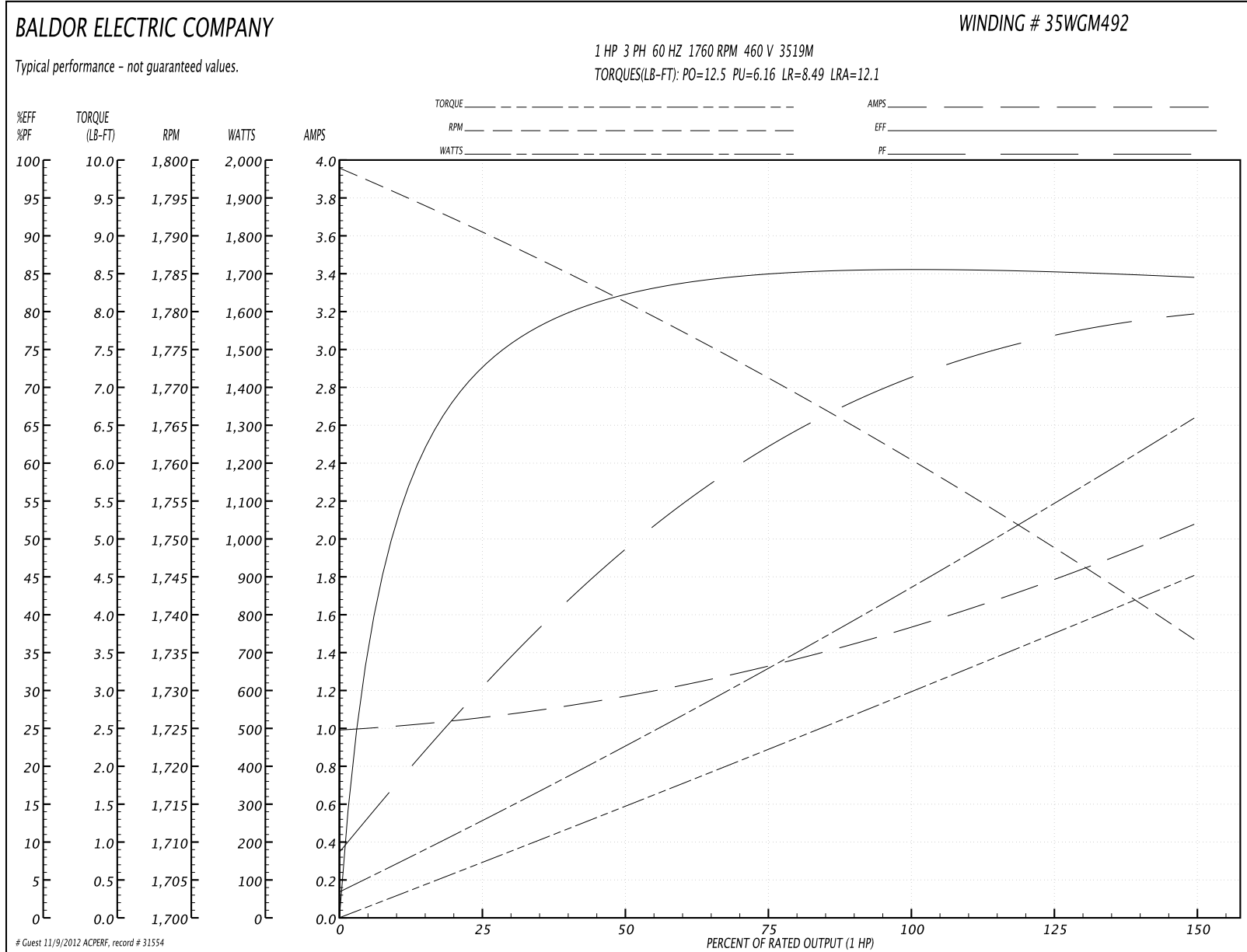
Parts List		
Part Number	Description	Quantity
SA200792	SA 35X075M492G1	1.000 EA
RA188104	RA 35X075M492G1	1.000 EA
S/P107-000-001	SUPER E PROC'S-FS & WS PLTS-POLYREX EM G	1.000 EA
NS2512A01	INSULATOR, CONDUIT BOX X	1.000 EA
35CB3007	35 CB CASTING W/.88 DIA. LEAD HOLE	1.000 EA
36GS1000SP	GASKET-CONDUIT BOX, .06 THICK #SV-330 LE	1.000 EA
51XB1016A07	10-16 X 7/16 HXWSSLD SERTYB	2.000 EA
11XW1032G06	10-32 X .38, TAPTITE II, HEX WSHR SLTD U	1.000 EA
35EP3900T02	SPL FACE MTD FR EP-ENCL-W/STEARNS BRAKE	1.000 EA
HW4500A01	1641B(ALEMITE)400 UNIV, GREASE FITT	1.000 EA
HW5100A03SP	WAVY WASHER (W1543-017)	1.000 EA
35EP3101A01SP	STD PU EP-ENCLOSED-205 BRG-W/GREASER	1.000 EA
HW4500A01	1641B(ALEMITE)400 UNIV, GREASE FITT	1.000 EA
HA1014A02SP	SPL SPACER FOR FAN COVER MTD ON BRAKE	3.000 EA
51XB1016A07	10-16 X 7/16 HXWSSLD SERTYB	3.000 EA
BR1003A01	BRAKE RELEASE LEVER	1.000 EA
HW2501D08	KEY, 3/16 SQ X .875 AUTO	1.000 EA
51XB1214A16	12-14X1.00 HXWSSLD SERTYB	1.000 EA
35FH5000A08SP	FAN COVER ASSY FOR BRAKE MTRS,W/ AUTOPHE	1.000 EA
51XW1032A06	10-32 X .38, TAPTITE II, HEX WSHR SLTD S	3.000 EA
35CB4521GX	CONDUIT BOX LID KIT	1.000 EA
51XW0832A07	8-32 X .44, TAPTITE II, HEX WSHR SLTD SE	4.000 EA
HW2501D13SP	KEY, 3/16 SQ X 1.375	1.000 EA
HA7000A01	KEY RETAINER 7/8" DIA SHAFT	1.000 EA

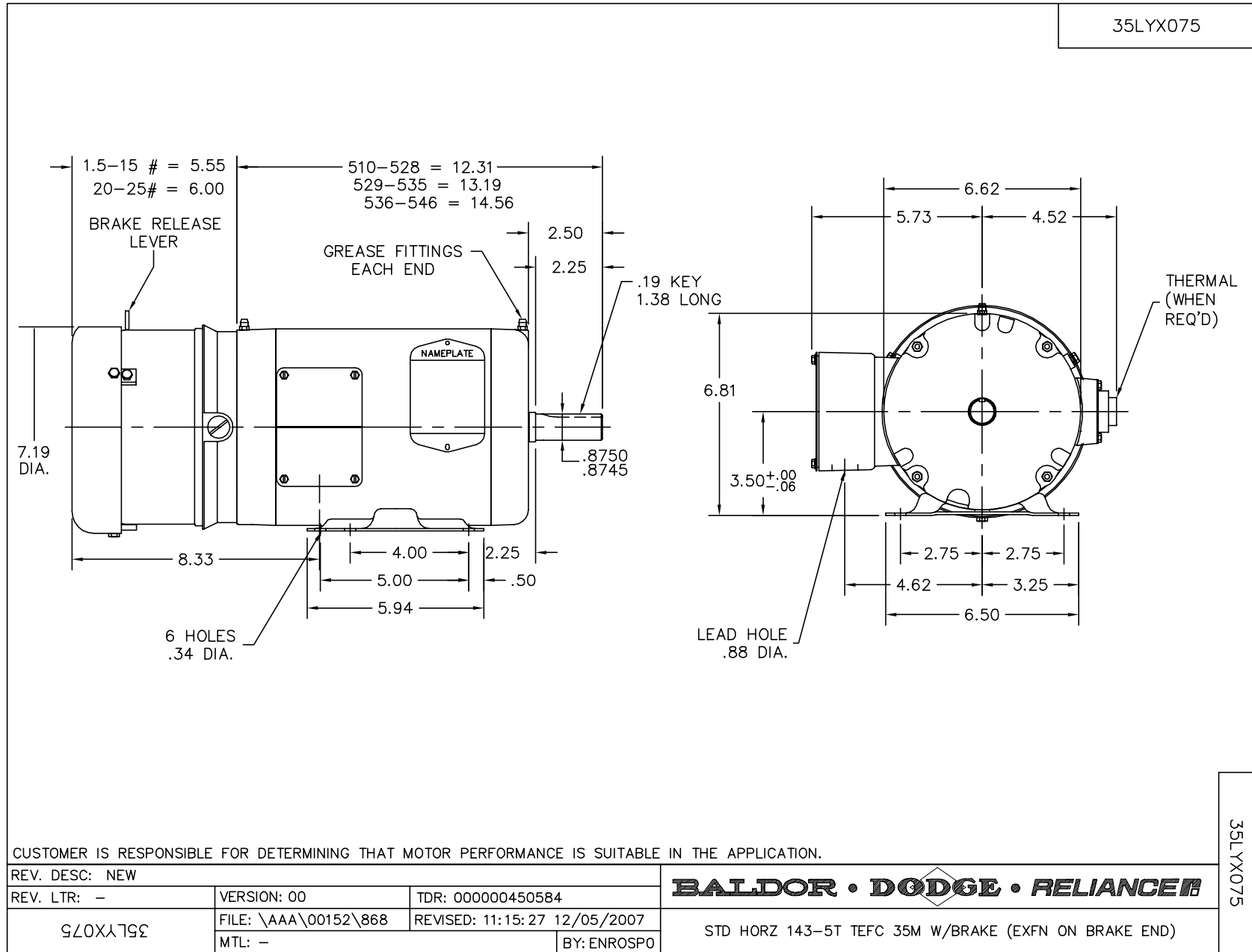
Parts List (continued)		
Part Number	Description	Quantity
85XU0407S04	4X1/4 U DRIVE PIN STAINLESS	2.000 EA
MJ1000A75	GREASE, POLYREX EM EXXON	0.050 LB
35FN3002A01SP	EXFN, PLASTIC, 6.376 OD, .625 ID W/FLAT	1.000 EA
MG1000Y03	WILKO 689.710 GOLD PAINT SUPER E	0.017 GA
HA3100A18	THRUBOLT 10-32 X 9.250	4.000 EA
76BK2100BQF	1-056-021-00-BQF BRAKE TDR# 79345	1.000 EA
84XN3816J28	HEX SOC HD, 3/8-16 X 1.75 LONG	2.000 EA
LB1125C02	SUPER-E (STOCK CTN LABEL SUPER-E WITH FL	1.000 EA
LB1404	BRAKE CONNECTION LABEL	1.000 EA
LB1357	ENERGY GUIDE LABEL (BOX LABEL)	1.000 SH
LC0005E01	CONN.DIA./WARNING LABEL (LC0005/LB1119)	1.000 EA
NP1259L	ALUM SUPER-E UL CSA-EEV CC NEMA PREMIUM	1.000 EA
G7PA1000	PACKAGING GROUP / BALDOR	1.000 EA

**Performance Data at 460V, 60Hz, 1.0HP (Typical performance - Not guaranteed values)**

General Characteristics							
Full Load Torque:	2.97 LB-FT			Start Configuration:	DOL		
No-Load Current:	1.0 Amps			Break-Down Torque:	12.5 LB-FT		
Line-line Res. @ 25°C.:	16.05 Ohms A Ph / 0.0 Ohms B Ph			Pull-Up Torque:	6.16 LB-FT		
Temp. Rise @ Rated Load:	36 C			Locked-Rotor Torque:	8.49 LB-FT		
Temp. Rise @ S.F. Load:	43 C			Starting Current:	12.1 Amps		
Load Characteristics							
% of Rated Load	25	50	75	100	125	150	S.F.
Power Factor:	31.0	49.0	62.0	71.0	77.0	80.0	75.0
Efficiency:	72.2	82.1	84.8	85.6	85.3	84.4	85.4
Speed:	1790.9	1781.2	1771.5	1760.7	1749.1	1736.6	1754.0
Line Amperes:	1.05	1.15	1.33	1.54	1.79	2.07	1.69

Performance Graph at 460V, 60Hz, 1.0HP Typical performance - Not guaranteed values





CD0005

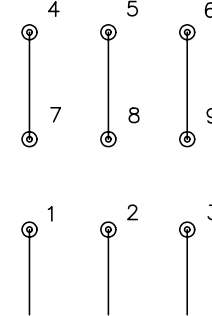


LOW VOLTAGE  
(2Y)



LINE

HIGH VOLTAGE  
(1Y)



LINE

NOTES:

1. INTERCHANGE ANY TWO LINE LEADS TO REVERSE ROTATION.
2. OPTIONAL THERMOSTATS ARE PROVIDED WHEN SPECIFIED.
3. ACTUAL NUMBER OF INTERNAL PARALLEL CIRCUITS MAY BE A MULTIPLE OF THOSE SHOWN ABOVE.
4. LEAD COLORS ARE OPTIONAL. LEADS MUST ALWAYS BE NUMBERED AS SHOWN.

REV. DESC: REVISE TO SHOW OPTIONAL COLORS			
REV. LTR: E	BY: JLP	REVISED: 01/19/99 10:15	TDR: 0171435
90000		FILE: AAA00005140	MDL: -
		MTL: -	

**BALDOR ELECTRIC Co.**

3PH, DV, 9 LEADS

CD0005