

BALDOR® • RELIANCE

Product Information Packet

EFM3157T

2HP,1750RPM,3PH,60HZ,145T,3525M,OPSB,F2

Copyright © All product information within this document is subject to Baldor Electric Company copyright © protection, unless otherwise noted.

Part Detail									
Revision:	C	Status:	PRD/A	Change #:		Proprietary:	No		
Type:	AC	Prod. Type:	3525M	Elec. Spec:	35WGM496	CD Diagram:			
Enclosure:	OPSB	Mfg Plant:		Mech. Spec:	35L654	Layout:			
Frame:	145T	Mounting:	F2	Poles:	04	Created Date:	12-01-2010		
Base:	RG	Rotation:	R	Insulation:	F	Eff. Date:	05-31-2012		
Leads:	9#18	Literature:		Elec. Diagram:		Replaced By:			
Nameplate NP1259L									
CAT.NO.	EFM3157T								
SPEC.	35L654M496G1								
HP	2								
VOLTS	230/460								
AMP	5.8/2.9								
RPM	1750								
FRAME	145T	HZ	60			PH	3		
SER.F.	1.15	CODE	K			DES	B	CL	F
NEMA-NOM-EFF	86.5	PF	76						
RATING	40C AMB-CONT								
CC	010A	USABLE AT 208V	5.8						
DE	6205	ODE	6203						
ENCL	OPSB	SN							

Parts List		
Part Number	Description	Quantity
SA213098	SA 35L654M496G1	1.000 EA
RA200324	RA 35L654M496G1	1.000 EA
S/P107-000-001	SUPER E PROC'S-FS & WS PLTS-POLYREX EM G	1.000 EA
NS2512A01	INSULATOR, CONDUIT BOX X	1.000 EA
35CB3007	35 CB CASTING W/.88 DIA. LEAD HOLE	1.000 EA
51XB1016A07	10-16 X 7/16 HXWSSLD SERTYB	2.000 EA
11XW1032G06	10-32 X .38, TAPTITE II, HEX WSHR SLTD U	1.000 EA
35EP3201A01	STD FR ENDPLATE-OPEN-203 BRG W/GREASER	1.000 EA
HW4500A01	1641B(ALEMITE)400 UNIV, GREASE FITT	1.000 EA
HW5100A03SP	WAVY WASHER (W1543-017)	1.000 EA
35EP3200A01	STD PU ENDPLATE-OPEN-205 BRG W/GREASER	1.000 EA
HW4500A01	1641B(ALEMITE)400 UNIV, GREASE FITT	1.000 EA
XY1032A02	10-32 HEX NUT DIRECTIONAL SERRATION	4.000 EA
35CB4521	35 LIPPED CB LID (GALV & PHOSPH)	1.000 EA
51XW0832A07	8-32 X .44, TAPTITE II, HEX WSHR SLTD SE	4.000 EA
HW2501D13SP	KEY, 3/16 SQ X 1.375	1.000 EA
HA7000A01	KEY RETAINER 7/8" DIA SHAFT	1.000 EA
85XU0407S04	4X1/4 U DRIVE PIN STAINLESS	2.000 EA
MJ1000A75	GREASE, POLYREX EM EXXON	0.050 LB
HA3100A38	THRUBOLT 10-32 X 9.375	4.000 EA
MG1000Y03	WILKO 689.710 GOLD PAINT SUPER E	0.017 GA
35AD2005A01	BAFFLE PLATE,MOD 35-SLTD BAND MTRS TDR	2.000 EA
LB1125C02	SUPER-E (STOCK CTN LABEL SUPER-E WITH FL	1.000 EA
LC0005E01	CONN.DIA./WARNING LABEL (LC0005/LB1119)	1.000 EA

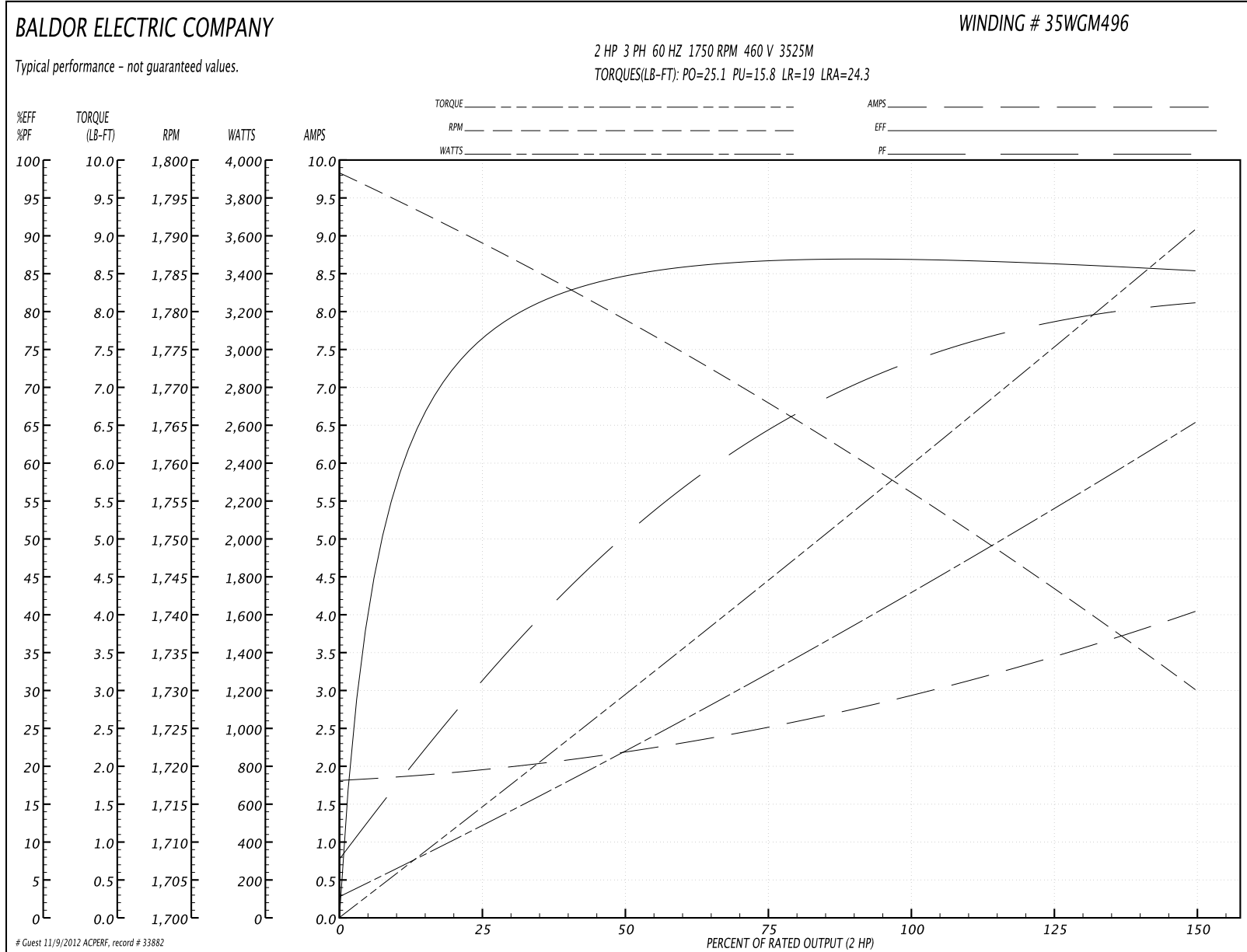
Parts List (continued)		
Part Number	Description	Quantity
LB1357	ENERGY GUIDE LABEL (BOX LABEL)	1.000 SH
NP1259L	ALUM SUPER-E UL CSA-EEV CC NEMA PREMIUM	1.000 EA
PA1068	PACK GROUP 35 SHORT W OSB BASE	1.000 EA

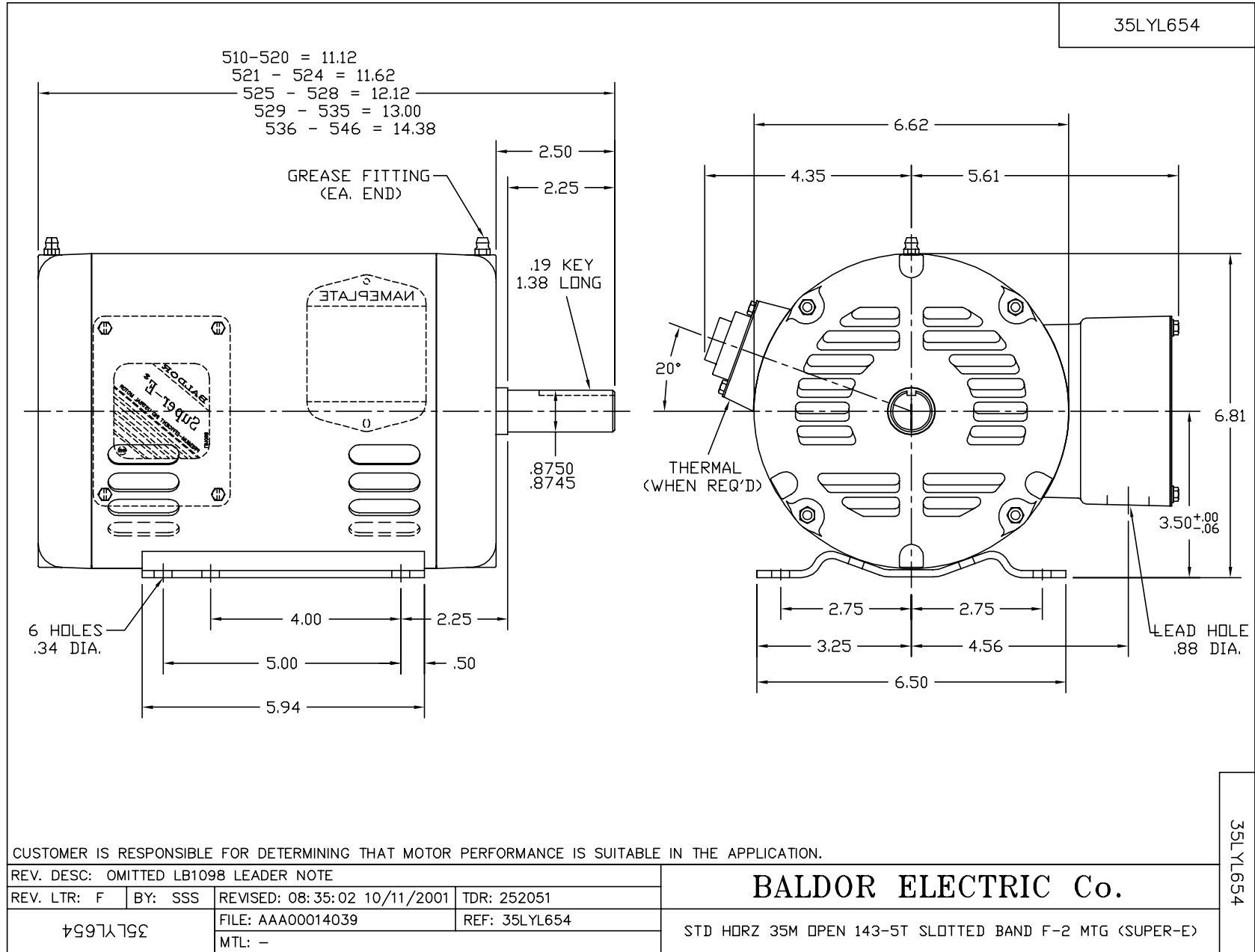
Accessories		
Part Number	Description	Multiplier
35-8764	C FACE KIT	A8
35EP1604A01SP	D-FLANGE KIT	A8

Performance Data at 460V, 60Hz, 2.0HP (Typical performance - Not guaranteed values)

General Characteristics							
Full Load Torque:	5.96 LB-FT			Start Configuration:	DOL		
No-Load Current:	1.83 Amps			Break-Down Torque:	25.1 LB-FT		
Line-line Res. @ 25°C.:	7.5814 Ohms A Ph / 0.0 Ohms B Ph			Pull-Up Torque:	15.8 LB-FT		
Temp. Rise @ Rated Load:	40 C			Locked-Rotor Torque:	19.0 LB-FT		
Temp. Rise @ S.F. Load:	47 C			Starting Current:	24.3 Amps		
Load Characteristics							
% of Rated Load	25	50	75	100	125	150	S.F.
Power Factor:	32.0	51.0	64.0	73.0	78.0	82.0	76.0
Efficiency:	76.0	84.4	86.6	86.9	86.4	85.2	86.6
Speed:	1788.5	1778.5	1767.8	1756.9	1744.4	1729.4	1749.0
Line Amperes:	1.94	2.16	2.52	2.95	3.45	4.03	3.25

Performance Graph at 460V, 60Hz, 2.0HP Typical performance - Not guaranteed values

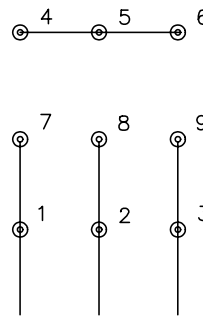




CD0005

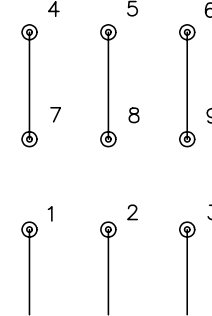


LOW VOLTAGE (2Y)



LINE

HIGH VOLTAGE (1Y)



LINE

NOTES:

1. INTERCHANGE ANY TWO LINE LEADS TO REVERSE ROTATION.
2. OPTIONAL THERMOSTATS ARE PROVIDED WHEN SPECIFIED.
3. ACTUAL NUMBER OF INTERNAL PARALLEL CIRCUITS MAY BE A MULTIPLE OF THOSE SHOWN ABOVE.
4. LEAD COLORS ARE OPTIONAL. LEADS MUST ALWAYS BE NUMBERED AS SHOWN.

REV. DESC: REVISE TO SHOW OPTIONAL COLORS			
REV. LTR: E	BY: JLP	REVISED: 01/19/99 10:15	TDR: 0171435
900000		FILE: AAA00005140	MDL: -
		MTL: -	

BALDOR ELECTRIC Co.

3PH, DV, 9 LEADS

CD0005