

# **BALDOR® • RELIANCE**

## **Product Information Packet**

### **EHM3211T**

**3HP, 1765RPM, 3PH, 60HZ, 182T, 3630M, OPSB, F1**

Copyright © All product information within this document is subject to Baldor Electric Company copyright © protection, unless otherwise noted.

Part Detail							
Revision:	D	Status:	PRD/A	Change #:		Proprietary:	No
Type:	AC	Prod. Type:	3630M	Elec. Spec:	36WGS658	CD Diagram:	
Enclosure:	OPSB	Mfg Plant:		Mech. Spec:	36L730	Layout:	
Frame:	182T	Mounting:	F1	Poles:	04	Created Date:	06-01-2011
Base:	RG	Rotation:	R	Insulation:	F	Eff. Date:	08-28-2012
Leads:	9#16	Literature:		Elec. Diagram:		Replaced By:	

Nameplate NP2094E06B03									
CAT.NO.	EHM3211T								
SPEC.	36L730S658G1								
HP	3								
VOLTS	230/460								
AMPS	8.4/4.2								
RPM	1765								
FRAME	182T	HZ			60	PH	3		
SER.F.	1.15	CODE			K	DES	B	CL	F
NEMA-NOM-EFF	89.5	PF			74				
RATING	40C AMB-CONT								
CC	010A	USABLE AT 208V			8.5				
DE	6206	ODE			6205				
AUTO	N	MANUAL			N	NONE	Y		
ENCL	OPSB	SN							
BLANK									

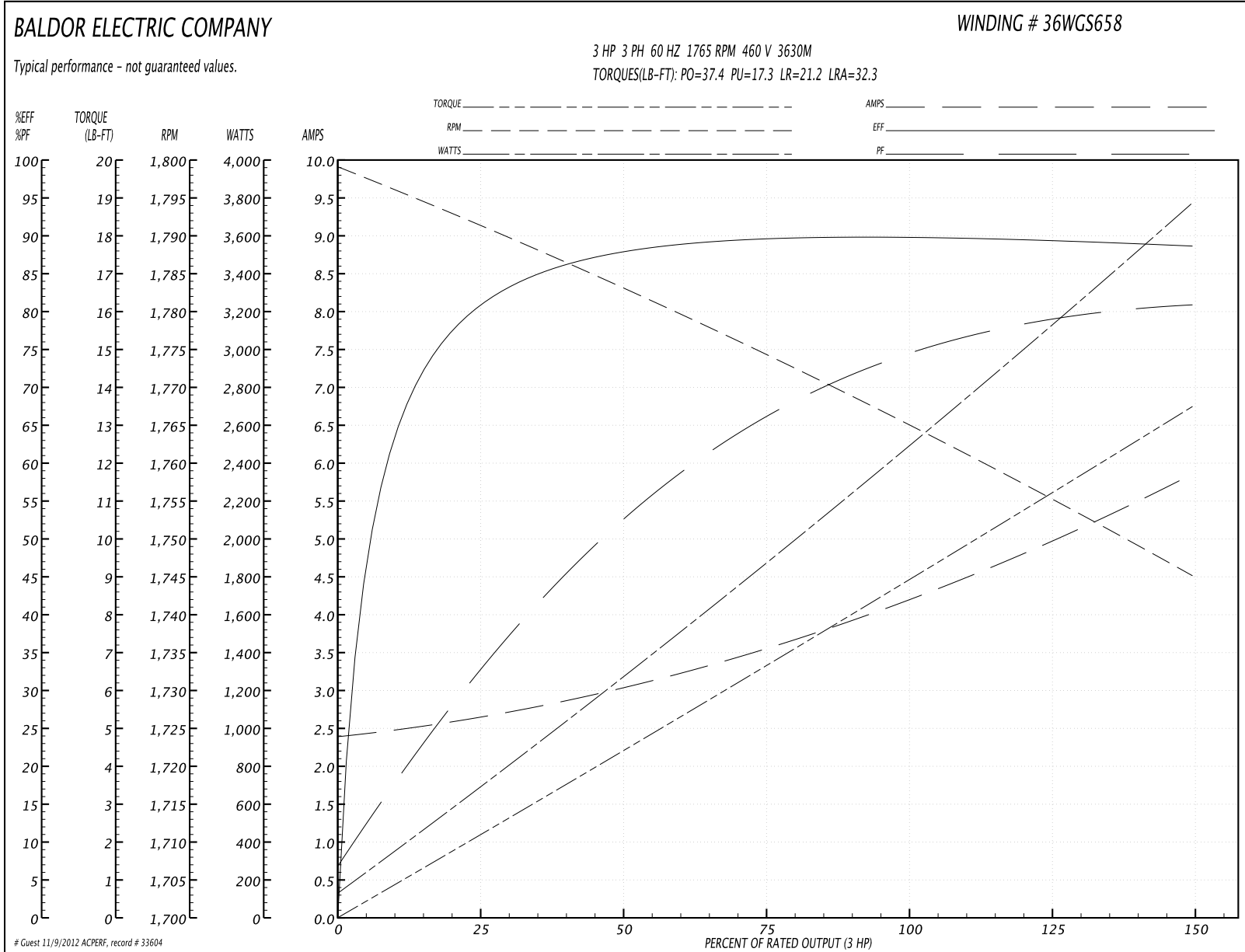
Parts List		
Part Number	Description	Quantity
SA224436	SA 36L730S658G1	1.000 EA
RA211547	RA 36L730S658G1	1.000 EA
S/P107-000-001	SUPER E PROC'S-FS & WS PLTS-POLYREX EM G	1.000 EA
36CB3004	36 CB CASTING W/1.09 DIA LEAD HOLE @ 6:0	1.000 EA
51XB1016A08	10-16X 1/2HXWSSLD SERTYB	2.000 EA
11XW1032G06	10-32 X .38, TAPTITE II, HEX WSHR SLTD U	1.000 EA
HW3001B01	003SS CUP WASHER, FOR #8 SCREW	1.000 EA
36EP3200A25	FR ENDPLATE, MACH	1.000 EA
HW4500A19	1/4-28X1/4 SLOTTED PLUG F/S	1.000 EA
HW4500A20	1/8NPT SL PIPE PLUG	1.000 EA
HW5100A05	WVY WSHR F/205 & 304 BRGS	1.000 EA
36EP3201A42	PU ENDPLATE, MACH	1.000 EA
91XN0540J08	SCREW, 5-40 X 1/2", FHC, AS	2.000 EA
HW4500A19	1/4-28X1/4 SLOTTED PLUG F/S	1.000 EA
HW4500A20	1/8NPT SL PIPE PLUG	1.000 EA
XY2520A12	1/4-20 HEX NUT, DIRECTIONAL SERRATIONS	4.000 EA
36CB4516	36 LIPPED CB LID	1.000 EA
51XW0832A07	8-32 X .44, TAPTITE II, HEX WSHR SLTD SE	4.000 EA
HW2501E16	3KEY, 1/4 SQ X 1.750	1.000 EA
HA7000A02	KEY RETAINER RING, 1 1/8 DIA, 1 3/8 DIA	1.000 EA
MJ1000A75	GREASE, POLYREX EM EXXON	0.050 LB
MG1000G27	PAINT- S9282E CHARCOAL GREY	0.022 GA
HA3101A25	THRUBOLT 1/4-20 X 11.000 OHIO ROD	4.000 EA
36AD2004A01	BAFFLE PLATE,MOD 36-SLTD BAND MTRS DELTA	2.000 EA

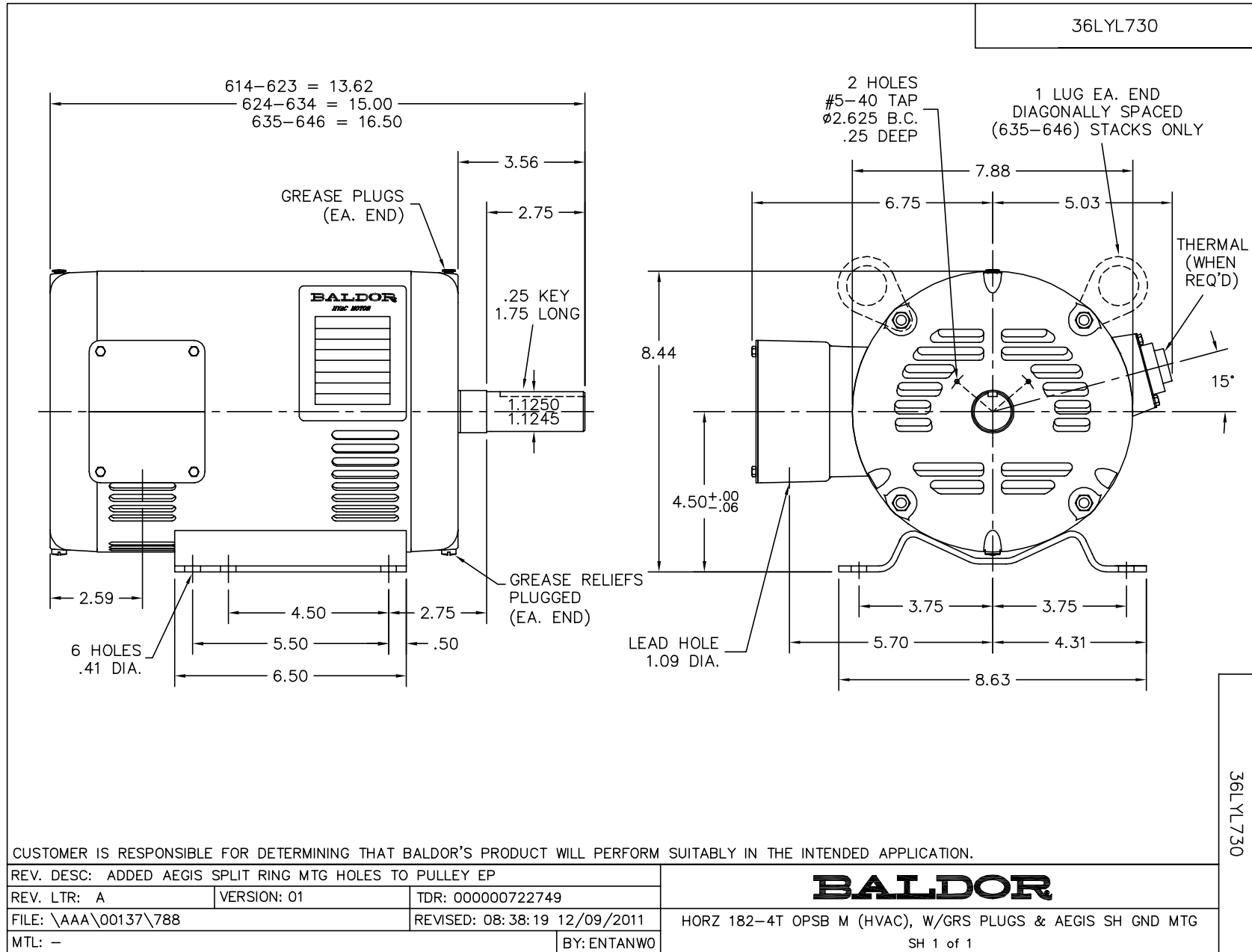
Parts List (continued)		
Part Number	Description	Quantity
LC0005	CONN.DIA.,TY M,9-LD,DUAL VOLT,REVERSING	1.000 EA
LB1125C02	SUPER-E (STOCK CTN LABEL SUPER-E WITH FL	1.000 EA
LB1357	ENERGY GUIDE LABEL (BOX LABEL)	1.000 SH
NP2094E06B03	NP LABEL W/BARCODE (PREM EFF HVAC MTR)	1.000 EA
36PA1001	PACKAGING GROUP	1.000 EA

**Performance Data at 460V, 60Hz, 3.0HP (Typical performance - Not guaranteed values)**

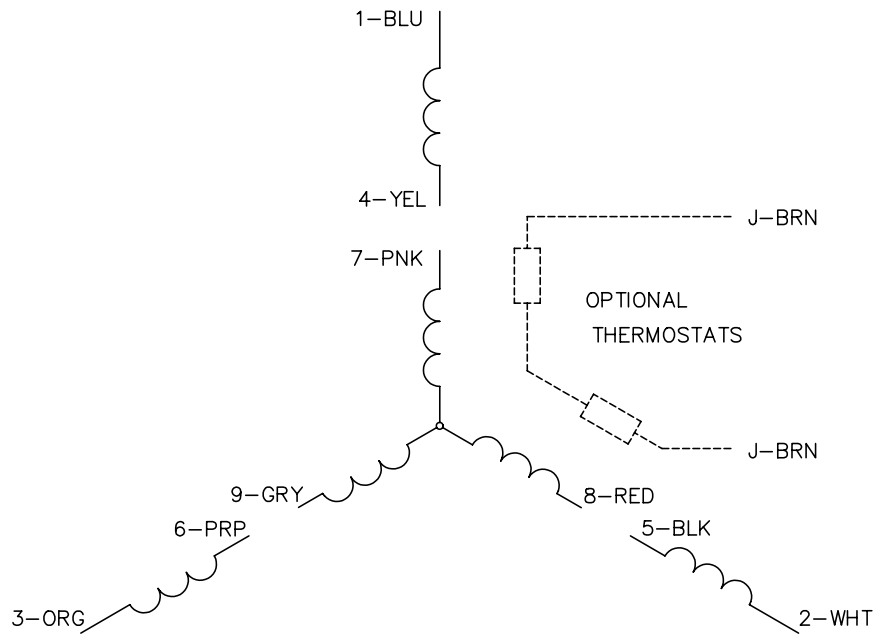
General Characteristics							
Full Load Torque:	8.87 LB-FT			Start Configuration:	DOL		
No-Load Current:	2.43 Amps			Break-Down Torque:	37.4 LB-FT		
Line-line Res. @ 25°C.:	3.8716 Ohms A Ph / 0.0 Ohms B Ph			Pull-Up Torque:	17.3 LB-FT		
Temp. Rise @ Rated Load:	24 C			Locked-Rotor Torque:	21.2 LB-FT		
Temp. Rise @ S.F. Load:	28 C			Starting Current:	32.3 Amps		
Load Characteristics							
% of Rated Load	25	50	75	100	125	150	S.F.
Power Factor:	33.0	53.0	66.0	73.0	79.0	81.0	77.0
Efficiency:	80.2	87.5	89.5	89.7	89.5	88.7	89.6
Speed:	1791.1	1783.0	1774.5	1765.5	1755.7	1744.8	1760.0
Line Amperes:	2.6	2.99	3.54	4.25	4.97	5.83	4.68

Performance Graph at 460V, 60Hz, 3.0HP Typical performance - Not guaranteed values

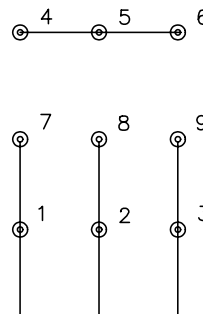




CD0005

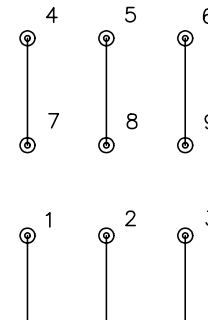


LOW VOLTAGE  
(2Y)



LINE

HIGH VOLTAGE  
(1Y)



LINE

NOTES:

1. INTERCHANGE ANY TWO LINE LEADS TO REVERSE ROTATION.
2. OPTIONAL THERMOSTATS ARE PROVIDED WHEN SPECIFIED.
3. ACTUAL NUMBER OF INTERNAL PARALLEL CIRCUITS MAY BE A MULTIPLE OF THOSE SHOWN ABOVE.
4. LEAD COLORS ARE OPTIONAL. LEADS MUST ALWAYS BE NUMBERED AS SHOWN.

REV. DESC: REVISE TO SHOW OPTIONAL COLORS			
REV. LTR: E	BY: JLP	REVISED: 01/19/99 10:15	TDR: 0171435
90000		FILE: AAA00005140	MDL: -
		MTL: -	

**BALDOR ELECTRIC Co.**

3PH, DV, 9 LEADS

CD0005