

BALDOR® • *RELIANCE*

Product Information Packet

EHM3218T

5HP,1760RPM,3PH,60HZ,184T,3640M,OPSB,F1

Copyright © All product information within this document is subject to Baldor Electric Company copyright © protection, unless otherwise noted.

Part Detail							
Revision:	F	Status:	PRD/A	Change #:		Proprietary:	No
Type:	AC	Prod. Type:	3640M	Elec. Spec:	36WGS270	CD Diagram:	
Enclosure:	OPSB	Mfg Plant:		Mech. Spec:	36L730	Layout:	
Frame:	184T	Mounting:	F1	Poles:	04	Created Date:	08-02-2010
Base:	RG	Rotation:	R	Insulation:	F	Eff. Date:	08-28-2012
Leads:	9#16	Literature:		Elec. Diagram:		Replaced By:	

Nameplate NP2094E06B03

CAT.NO.	EHM3218T						
SPEC.	36L730S270G1						
HP	5						
VOLTS	208-230/460						
AMPS	14-13.2/6.6						
RPM	1750						
FRAME	184T	HZ	60	PH	3		
SER.F.	1.15	CODE	J	DES	B	CL	F
NEMA-NOM-EFF	89.5	PF	80				
RATING	40C AMB-CONT						
CC	010A	USABLE AT 208V	14				
DE	6206	ODE	6205				
AUTO	N	MANUAL	N	NONE	Y		
ENCL	OPSB	SN					
BLANK							

Parts List		
Part Number	Description	Quantity
SA200679	SA 36L730S270G1	1.000 EA
RA187990	RA 36L730S270G1	1.000 EA
S/P107-000-001	SUPER E PROC'S-FS & WS PLTS-POLYREX EM G	1.000 EA
36CB3004	36 CB CASTING W/1.09 DIA LEAD HOLE @ 6:0	1.000 EA
51XB1016A08	10-16X 1/2HXWSSLD SERTYB	2.000 EA
11XW1032G06	10-32 X .38, TAPTITE II, HEX WSHR SLTD U	1.000 EA
HW3001B01	003SS CUP WASHER, FOR #8 SCREW	1.000 EA
36EP3200A25	FR ENDPLATE, MACH	1.000 EA
HW4500A19	1/4-28X1/4 SLOTTED PLUG F/S	1.000 EA
HW4500A20	1/8NPT SL PIPE PLUG	1.000 EA
HW5100A05	WVY WSHR F/205 & 304 BRGS	1.000 EA
36EP3201A42	PU ENDPLATE, MACH	1.000 EA
91XN0540J08	SCREW, 5-40 X 1/2", FHC, AS	2.000 EA
HW4500A19	1/4-28X1/4 SLOTTED PLUG F/S	1.000 EA
HW4500A20	1/8NPT SL PIPE PLUG	1.000 EA
XY2520A12	1/4-20 HEX NUT, DIRECTIONAL SERRATIONS	4.000 EA
36CB4516	36 LIPPED CB LID	1.000 EA
51XW0832A07	8-32 X .44, TAPTITE II, HEX WSHR SLTD SE	4.000 EA
HW2501E16	3KEY, 1/4 SQ X 1.750	1.000 EA
HA7000A02	KEY RETAINER RING, 1 1/8 DIA, 1 3/8 DIA	1.000 EA
HA6362ZP	LIFTING LUG FOR 36 FRAME MOTORS.	2.000 EA
MJ1000A75	GREASE, POLYREX EM EXXON	0.050 LB
MG1000G27	PAINT- S9282E CHARCOAL GREY	0.022 GA
HA3101A40	THRUBOLT 1/4-20 X 12.687	4.000 EA

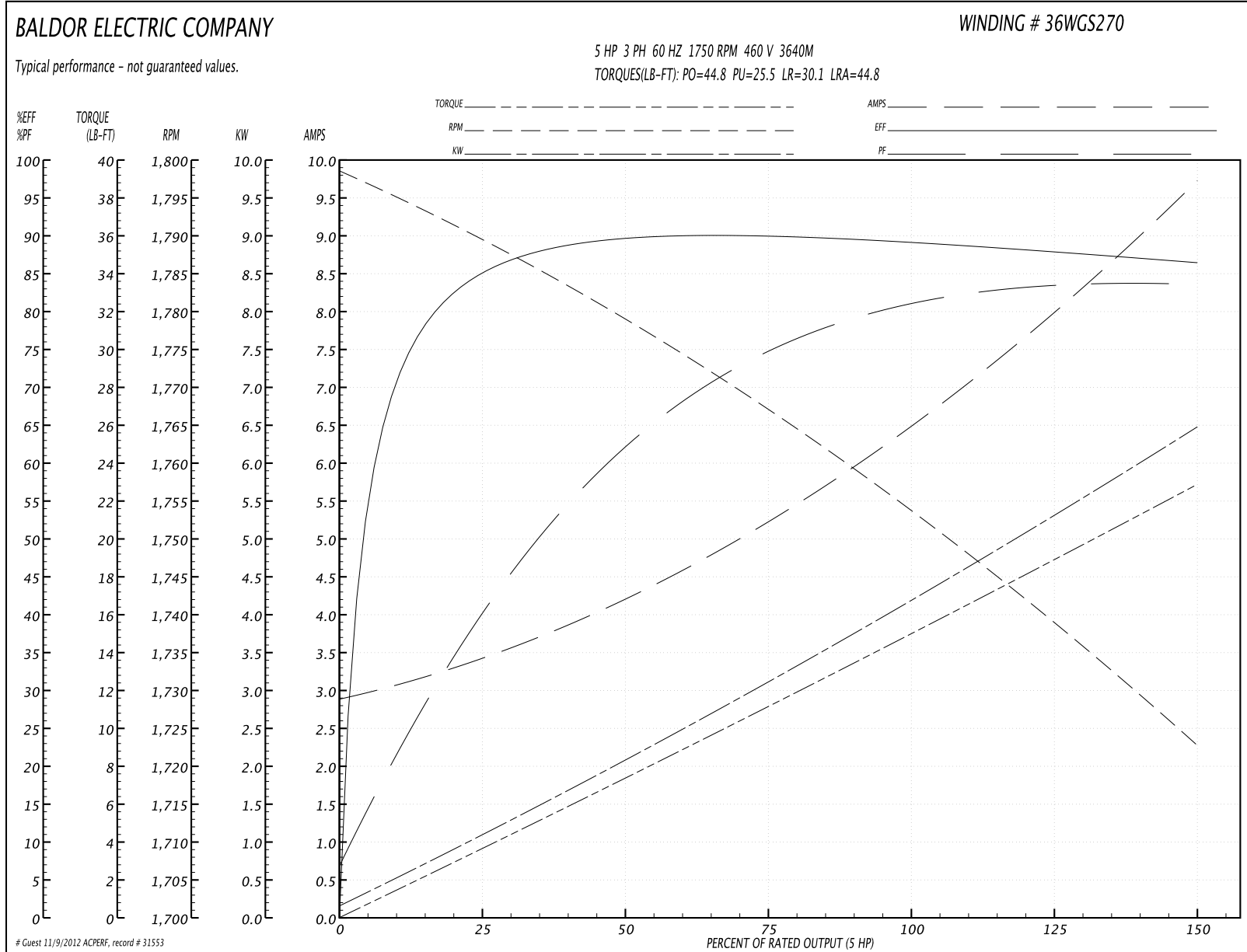
Parts List (continued)		
Part Number	Description	Quantity
36AD2004A01	BAFFLE PLATE,MOD 36-SLTD BAND MTRS DELTA	2.000 EA
LC0005	CONN.DIA.,TY M,9-LD,DUAL VOLT,REVERSING	1.000 EA
LB1125C02	SUPER-E (STOCK CTN LABEL SUPER-E WITH FL	1.000 EA
LB1357	ENERGY GUIDE LABEL (BOX LABEL)	1.000 SH
NP2094E06B03	NP LABEL W/BARCODE (PREM EFF HVAC MTR)	1.000 EA
36PA1001	PACKAGING GROUP	1.000 EA

Performance Data at 460V, 60Hz, 5.0HP (Typical performance - Not guaranteed values)

General Characteristics			
Full Load Torque:	15.0 LB-FT	Start Configuration:	DOL
No-Load Current:	2.97 Amps	Break-Down Torque:	44.8 LB-FT
Line-line Res. @ 25°C.:	2.632 Ohms A Ph / 0.0 Ohms B Ph	Pull-Up Torque:	25.5 LB-FT
Temp. Rise @ Rated Load:	44 C	Locked-Rotor Torque:	30.1 LB-FT
Temp. Rise @ S.F. Load:	56 C	Starting Current:	44.8 Amps

Load Characteristics							
% of Rated Load	25	50	75	100	125	150	S.F.
Power Factor:	42.0	64.0	75.0	80.0	83.0	84.0	82.0
Efficiency:	85.4	89.7	90.2	89.5	88.2	86.4	88.7
Speed:	1789.2	1778.5	1766.9	1753.8	1739.5	1722.1	1745.0
Line Amperes:	3.33	4.14	5.26	6.59	8.05	9.68	7.47

Performance Graph at 460V, 60Hz, 5.0HP Typical performance - Not guaranteed values

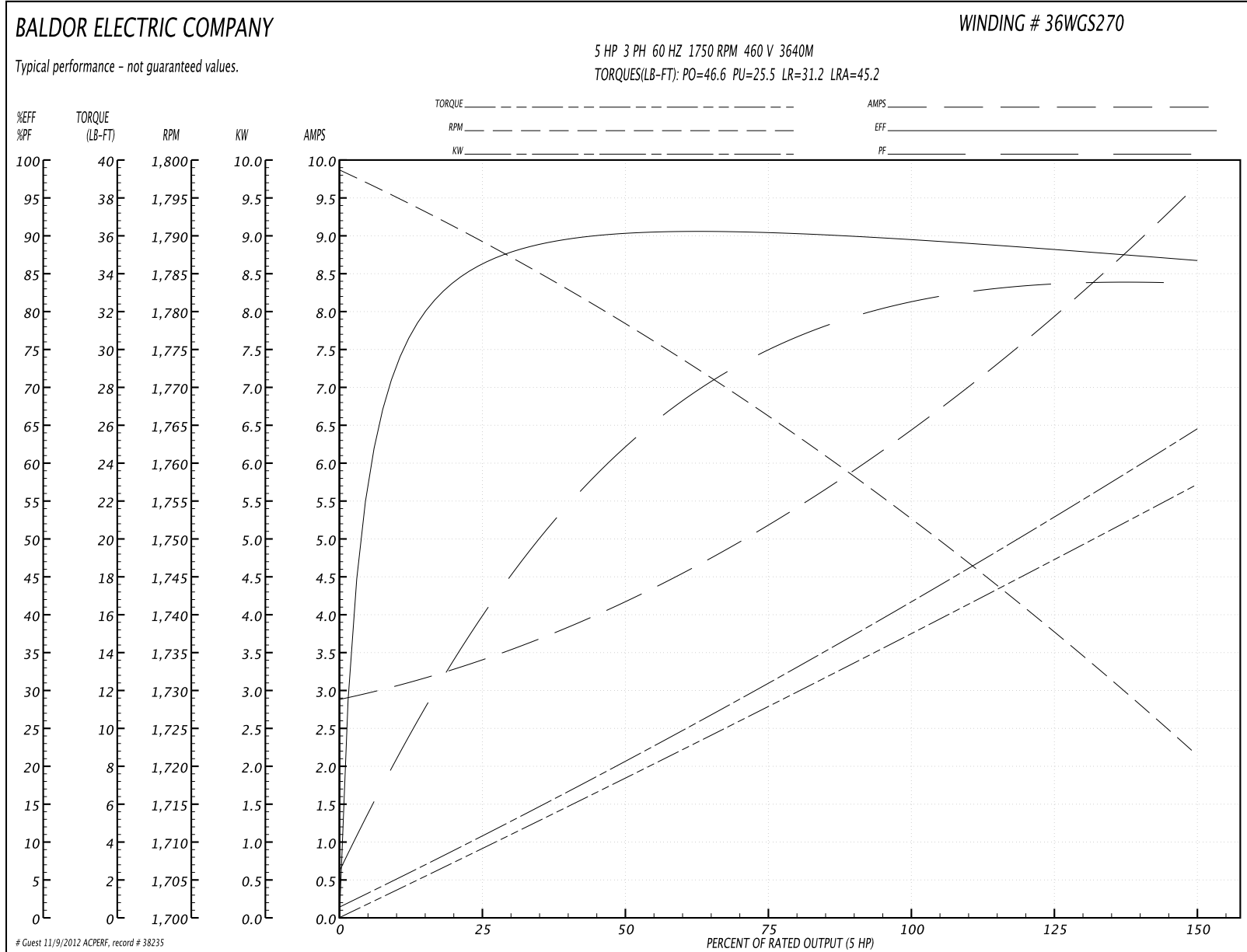


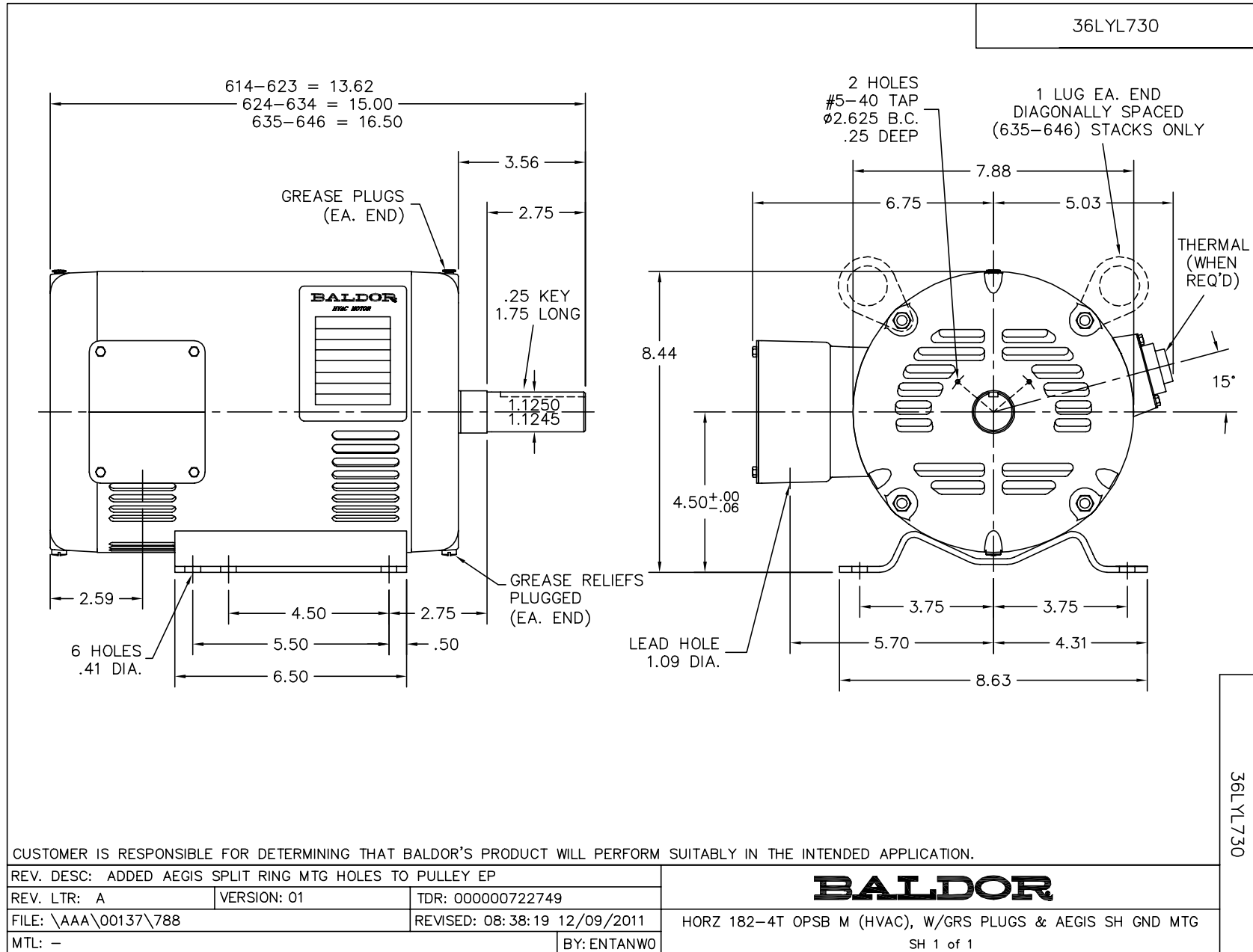
Performance Data at 460V, 60Hz, 5.0HP (Typical performance - Not guaranteed values)

General Characteristics			
Full Load Torque:	15.0 LB-FT	Start Configuration:	DOL
No-Load Current:	2.96 Amps	Break-Down Torque:	46.6 LB-FT
Line-line Res. @ 25°C.:	2.6272 Ohms A Ph / 0.0 Ohms B Ph	Pull-Up Torque:	25.5 LB-FT
Temp. Rise @ Rated Load:	45 C	Locked-Rotor Torque:	31.2 LB-FT
Temp. Rise @ S.F. Load:	56 C	Starting Current:	45.2 Amps

Load Characteristics							
% of Rated Load	25	50	75	100	125	150	S.F.
Power Factor:	42.0	64.0	75.0	80.0	83.0	84.0	82.0
Efficiency:	86.1	90.2	90.5	89.7	88.3	86.6	88.9
Speed:	1788.8	1778.1	1766.0	1752.7	1737.8	1721.1	1744.0
Line Amperes:	3.33	4.11	5.22	6.52	8.02	9.62	7.42

Performance Graph at 460V, 60Hz, 5.0HP Typical performance - Not guaranteed values





CD0005

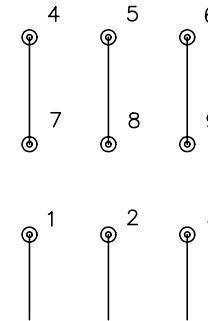


LOW VOLTAGE
(2Y)



LINE

HIGH VOLTAGE
(1Y)



LINE

NOTES:

1. INTERCHANGE ANY TWO LINE LEADS TO REVERSE ROTATION.
2. OPTIONAL THERMOSTATS ARE PROVIDED WHEN SPECIFIED.
3. ACTUAL NUMBER OF INTERNAL PARALLEL CIRCUITS MAY BE A MULTIPLE OF THOSE SHOWN ABOVE.
4. LEAD COLORS ARE OPTIONAL. LEADS MUST ALWAYS BE NUMBERED AS SHOWN.

REV. DESC: REVISE TO SHOW OPTIONAL COLORS			
REV. LTR: E	BY: JLP	REVISED: 01/19/99 10:15	TDR: 0171435
90000		FILE: AAA00005140	MDL: -
		MTL: -	

BALDOR ELECTRIC Co.

3PH, DV, 9 LEADS

CD0005