

BALDOR® • **RELIANCE**

Product Information Packet

EM2555T-4G

100HP, 1780RPM, 3PH, 60HZ, 404T, 4476M, OPSB, F

Copyright © All product information within this document is subject to Baldor Electric Company copyright © protection, unless otherwise noted.

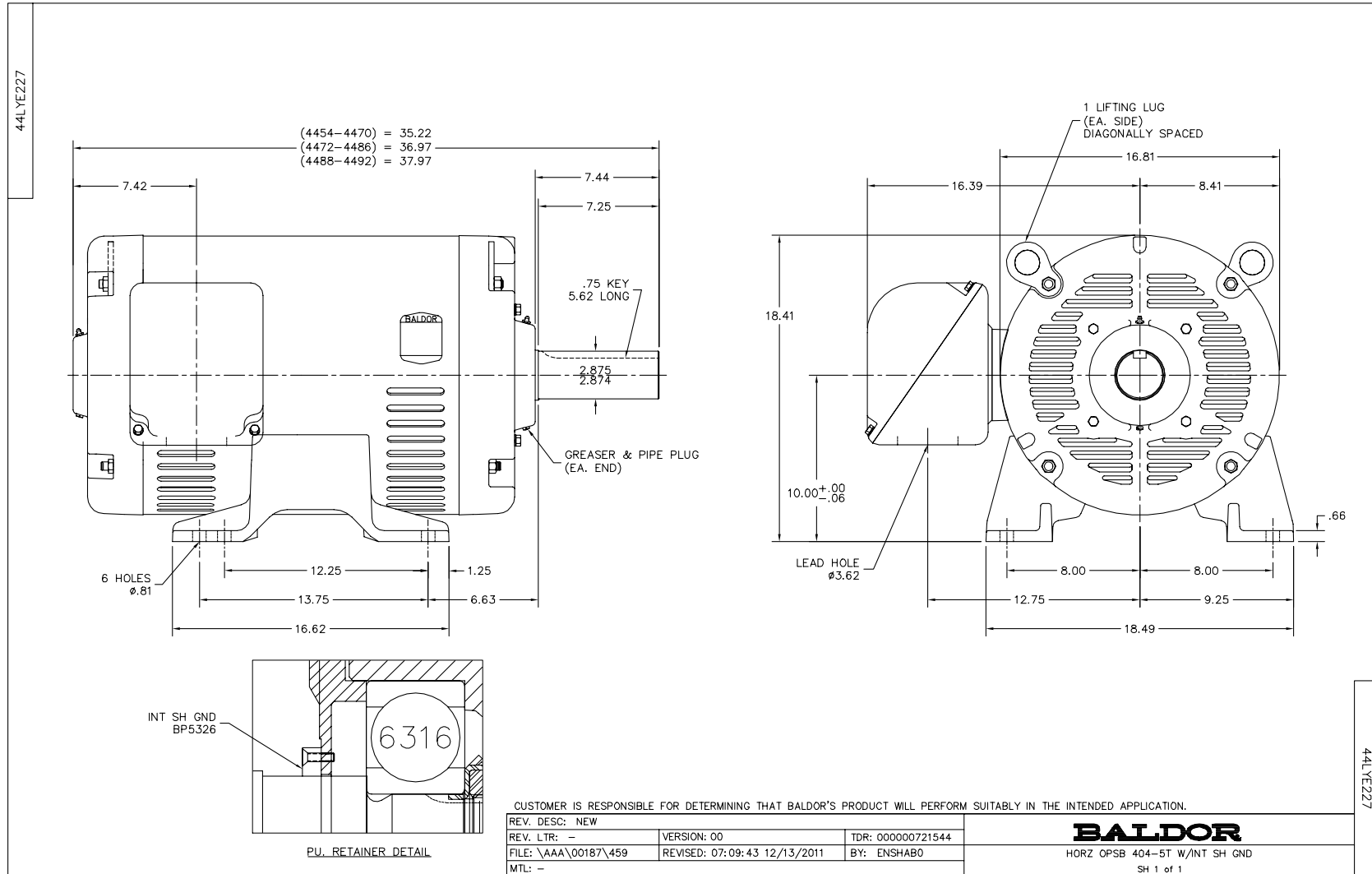
Part Detail							
Revision:	C	Status:	PRD/A	Change #:		Proprietary:	No
Type:	AC	Prod. Type:	4476M	Elec. Spec:	44WGW048	CD Diagram:	
Enclosure:	OPSB	Mfg Plant:		Mech. Spec:	44E227	Layout:	
Frame:	404T	Mounting:	F1	Poles:	04	Created Date:	12-10-2011
Base:	RG	Rotation:	R	Insulation:	H	Eff. Date:	09-26-2012
Leads:	6#6	Literature:		Elec. Diagram:		Replaced By:	

Nameplate NP2138L

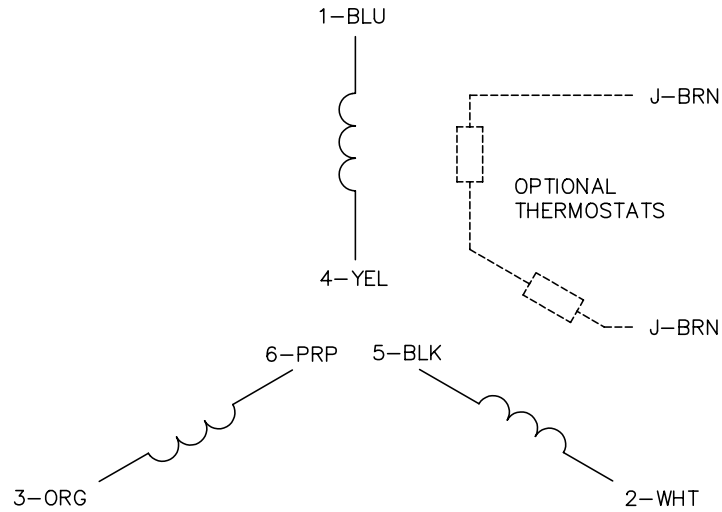
CAT.NO.	EM2555T-4G	P/N		ENCLOSURE	OPSB		
SPEC.	44E227W048G1	CC	010A	FRAME	404T	S/N	
HP	100	CLASS	H	HZ	60		
RPM	1780	PH	3	DES	B		
VOLT	460	KVA-CODE	G	ODE BRG	6312	DE BRG	6316
AMP	115	USABLE AT 208V					
RATING	40C AMB-CONT	GREASE	POLYREX EM				
NEMA-NOM-EFF	95.4	PF	85	SER.F.	1.15		
HTR-VOLTS		HTR-AMPS		MAX. SPACE HEATER TEMP.			

Parts List		
Part Number	Description	Quantity
SA235634	SA 44E227W048G1	1.000 EA
RA222593	RA 44E227W048G1	1.000 EA
S/P107-000-004	SUPER-E(284 FR. & UP)-CL PLANT,POLYREX E	1.000 EA
HA6731	LIFTING LUG FOR 44 FRAME MOTORS.	2.000 EA
HA6648A01	CAST ADAPTER, 44 FRAME - NEMA 404-5 - MA	1.000 EA
19XW3816A16	.38-16 X 1.00 HEX WASHER HEAD TAPTITE II	2.000 EA
HW1001A38	LOCKWASHER 3/8, ZINC PLT .688 OD, .382 I	2.000 EA
BP5326	SHAFT GRD BOLT THROUGH (SGR-92.6-3FH)	1.000 EA
18CB1006A04	CB 318 3.62 LD HOLE, .38 MTG HOLE & 3.88	1.000 EA
19XW3118A16	.31-18 HEX WASHER HEAD TAPTITE II 1.00 L	4.000 EA
HW1001A31	LOCKWASHER 5/16, ZINC PLT.591 OD, .319 I	4.000 EA
WD1000B25	BURNDY TERMINAL L125HP	1.000 EA
10XN3118K08	5/16-18 X .50 GRADE #5, STL, ZINC PLATE	1.000 EA
HW1001A31	LOCKWASHER 5/16, ZINC PLT.591 OD, .319 I	1.000 EA
44EP1203A02	FREP, MACH	1.000 EA
HW5100A15	W4997-050 WVY WSHR (WB)	1.000 EA
10XN3816K48	3/8-16 X 3 HEX HD CAP SCREW,Z/P	4.000 EA
HW1001A38	LOCKWASHER 3/8, ZINC PLT .688 OD, .382 I	4.000 EA
44EP1202A01	PU ENDPLATE, MACH.	1.000 EA
XY5013A12	NUT,1/2-13,HEX,STEEL,ZINCPLATED	8.000 EA
18CB1506A01	CB LID 318 FOR 18CB1006	1.000 EA
10XN3118K16	5/16-18 X 1" GRADE #5, STL, ZINC PLATE	4.000 EA
HW1001A31	LOCKWASHER 5/16, ZINC PLT.591 OD, .319 I	4.000 EA
HW2501K66	KEY, 3/4 SQ X 5.625	1.000 EA

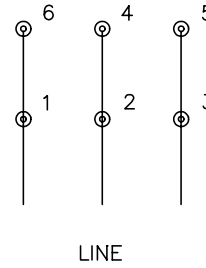
Parts List (continued)		
Part Number	Description	Quantity
LB1115	LABEL,LIFTING DEVICE	1.000 EA
LB5040	INSTRUCTION TAG, AC & DC	1.000 EA
HW4500A03	GREASE FITTING, .125 NPT 1610(ALEMITE) 8	1.000 EA
HW4500A20	1/8NPT SL PIPE PLUG	1.000 EA
HA4051A00	PLASTIC CAP FOR GREASE FITTING	1.000 EA
MJ1000A75	GREASE, POLYREX EM EXXON	0.030 LB
HW4500A03	GREASE FITTING, .125 NPT 1610(ALEMITE) 8	1.000 EA
HW4500A20	1/8NPT SL PIPE PLUG	1.000 EA
HA4051A00	PLASTIC CAP FOR GREASE FITTING	1.000 EA
MG1000Y03	WILKO 689.710 GOLD PAINT SUPER E	0.080 GA
85XU0407A04	#4-7 X 1/4 DRIVE PIN	4.000 EA
44AD2001A02	BAFFLE 44 OPEN,"X"=1.50, SLOTTED BAND MT	1.000 EA
44AD2001A02	BAFFLE 44 OPEN,"X"=1.50, SLOTTED BAND MT	1.000 EA
HA3175A04	THRUBOLT STUD 1/2-13 X 26.000 - GRADE 2	4.000 EA
LB1119	WARNING LABEL	1.000 EA
LB1125C02	SUPER-E (STOCK CTN LABEL SUPER-E WITH FL	4.000 EA
LB1357	ENERGY GUIDE LABEL (BOX LABEL)	1.000 SH
LC0382	CONNECTION LABEL	1.000 EA
NP2138L	ALUM SUPER-E UL CSA-EEV PREM CC (300	1.000 EA
44PA1000	PK GP COMB PRINT 39-3/8X31X23-7/8	1.000 EA



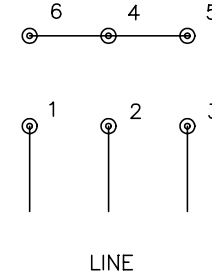
CD0382



RUN CONNECTION
(1D)



START CONNECTION
(1Y)



NOTES:

1. INTERCHANGE ANY TWO LINE LEADS TO REVERSE ROTATION.
2. OPTIONAL THERMOSTATS ARE PROVIDED WHEN SPECIFIED.
3. ACTUAL NUMBER OF INTERNAL PARALLEL CIRCUITS MAY BE A MULTIPLE OF THOSE SHOWN ABOVE.
4. LEAD COLORS ARE OPTIONAL. LEADS MUST ALWAYS BE NUMBERED AS SHOWN.
5. FOR ACROSS-THE-LINE STARTING, USE 'RUN' CONNECTION.

REV. DESC: ADD NOTE 5 FOR DOL STARTING			
REV. LTR: E	BY: JLP	REVISED: 11/30/00 2:26	TDR: 0226155
CD0382		FILE: AAA00005243	REF: -
		MTL: -	

BALDOR ELECTRIC Co.

3PH, SV, 6 LEADS, Y START/D RUN

CD0382