

# **BALDOR® • RELIANCE**

**Product Information Packet**

**WALKER INDUSTRIAL PRODUCTS, INC.**

**EM31153**

**.75HP, 1160RPM, 3PH, 60HZ, 56, 3524M, ODP, F1, N**

Part Detail							
Revision:	E	Status:	PRD/A	Change #:		Proprietary:	No
Type:	AC	Prod. Type:	3524M	Elec. Spec:	35WGN724	CD Diagram:	CD0005
Enclosure:	ODP	Mfg Plant:		Mech. Spec:	35B011	Layout:	35LYB011
Frame:	56	Mounting:	F1	Poles:	06	Created Date:	02-27-2014
Base:	RG	Rotation:	R	Insulation:	F	Eff. Date:	02-01-2016
Leads:	9#18					Replaced By:	
Literature:		Elec. Diagram:					

Nameplate NP3155L							
CAT.NO.	EM31153						
SPEC.	35B011N724G1						
HP	.75						
VOLTS	208-230/460						
AMP	2.8-2.6/1.3						
RPM	1160						
FRAME	56	HZ	60	PH	3		
SER.F.	1.15	CODE	K	DES	B	CL	F
F.L. AVG. EFF.	81.7	PF	65				
RATING	40C AMB-CONT						
CC		USABLE AT 208V					
DE	6205	ODE	6203				
ENCL	ODP	SN					

Parts List		
Part Number	Description	Quantity
SA277268	SA 35B011N724G1	1.000 EA
RA263820	RA 35B011N724G1	1.000 EA
S/P107-000-001	SUPER E PROC'S-FS, WS & CK PLTS	1.000 EA
NS2512A01	INSULATOR, CONDUIT BOX X	1.000 EA
35CB3007	35 CB CASTING W/.88 DIA. LEAD HOLE	1.000 EA
51XB1016A07	10-16 X 7/16 HXWSSLD SERTYB	2.000 EA
11XW1032G06	10-32 X .38, TAPTITE II, HEX WSHR SLTD U	1.000 EA
35EP3201A03	STD FR EP OPEN-203BRG-35L OR M FRAME--LE	1.000 EA
HW5100A03SP	WAVY WASHER (W1543-017)	1.000 EA
35EP3200A02	PUEP OPEN 205 BRG	1.000 EA
XY1032A02	10-32 HEX NUT DIRECTIONAL SERRATION	4.000 EA
35CB4521	35 LIPPED CB LID (GALV & PHOSPH)	1.000 EA
51XW0832A07	8-32 X .44, TAPTITE II, HEX WSHR SLTD SE	4.000 EA
HW2501D13SP	KEY, 3/16 SQ X 1.375	1.000 EA
HA7000A04	KEY RETAINER 0.625 DIA SHAFTS	1.000 EA
85XU0407S04	4X1/4 U DRIVE PIN STAINLESS	2.000 EA
MJ1000A02	GREASE, POLYREX EM EXXON (USe 4824-15A)	0.050 LB
MG1000Y03	MUNSELL 2.53Y 6.70/ 4.60, GLOSS 20,	0.017 GA
HA3100A18	THRUBOLT 10-32 X 9.250	4.000 EA
LC0005E01	CONN.DIA./WARNING LABEL (LC0005/LB1119N)	1.000 EA
MN416A01	TAG-INSTAL-MAINT no wire (1400/bx) 11/14	1.000 EA
NP3155L	ALUM SUPER-E UL CSA CC "SEMS"	1.000 EA
35PA1066	PKG GRP, PRINT PK1008A06	1.000 EA

**AC Induction Motor Performance Data**

Record # 44898 - Typical performance - not guaranteed values

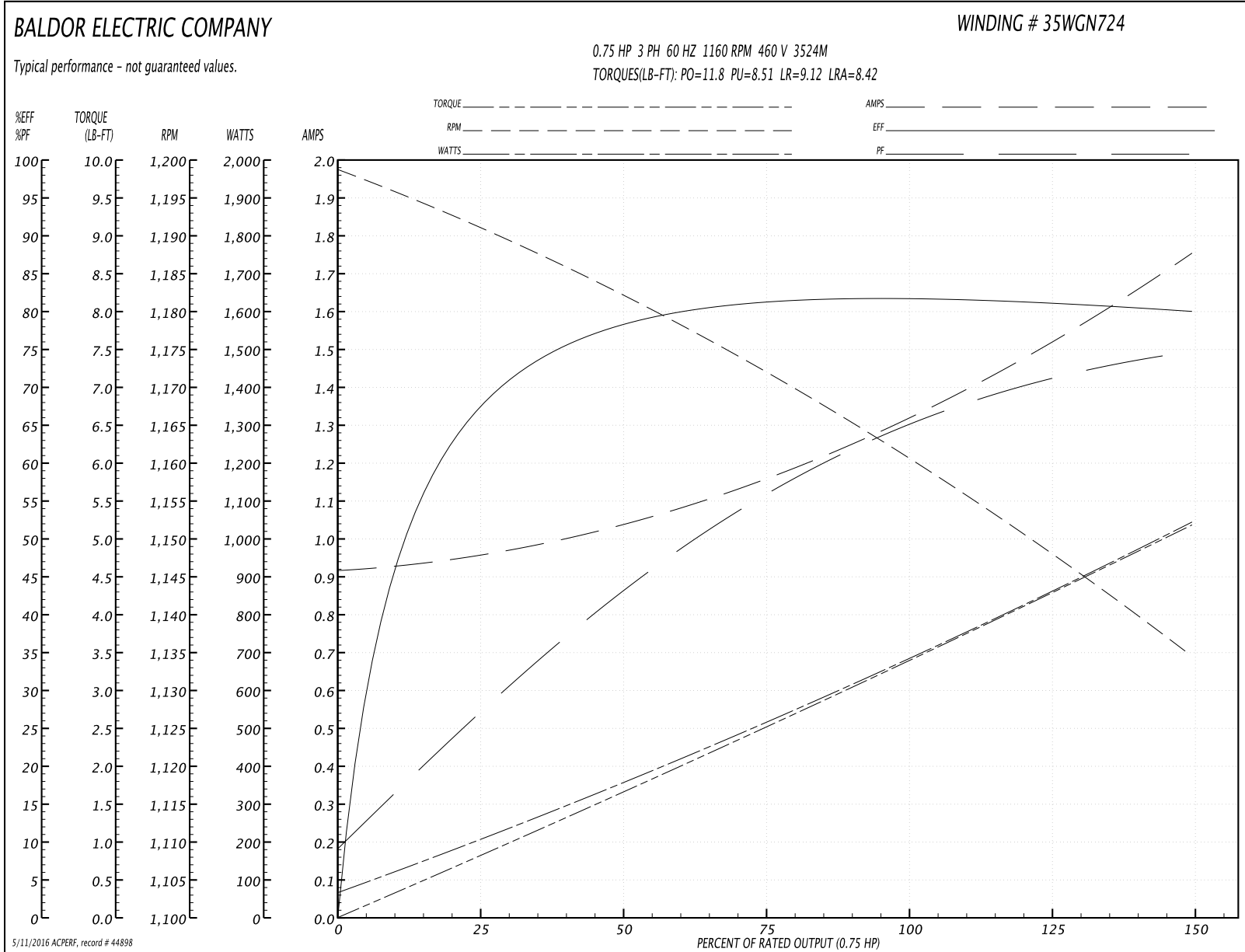
<b>Winding:</b> 35WGN724-R001	<b>Type:</b> 3524M	<b>Enclosure:</b> TEFC
-------------------------------	--------------------	------------------------

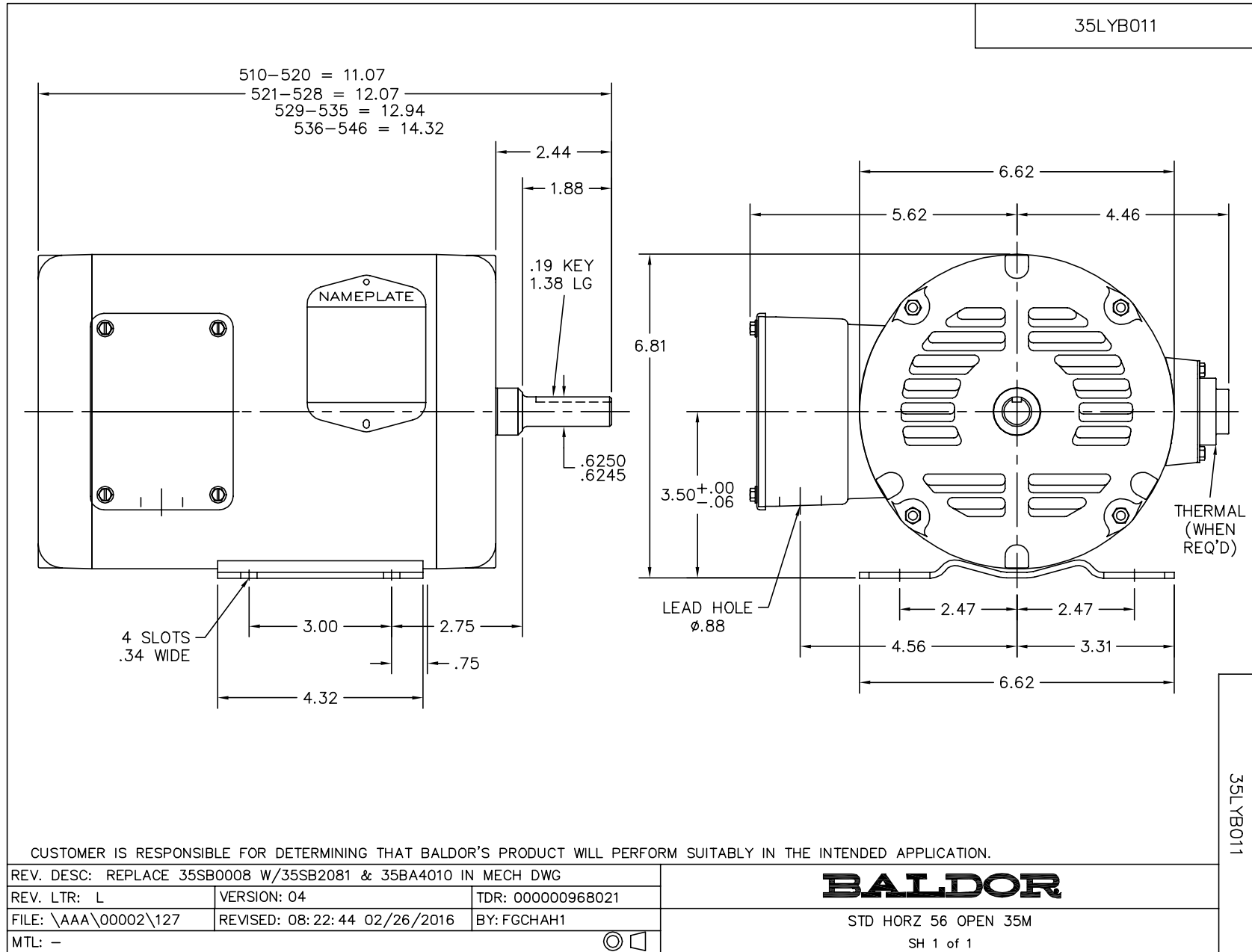
Nameplate Data				460 V, 60 Hz: High Voltage Connection	
Rated Output (HP)	.75			Full Load Torque	3.38 LB-FT
Volts	230/460			Start Configuration	direct on line
Full Load Amps	2.6/1.3			Breakdown Torque	11.8 LB-FT
R.P.M.	1160			Pull-up Torque	8.51 LB-FT
Hz	60	Phase	3	Locked-rotor Torque	9.12 LB-FT
NEMA Design Code	B	KVA Code	K	Starting Current	8.42 A
Service Factor (S.F.)	1.15			No-load Current	0.922 A
NEMA Nom. Eff.	81.7	Power Factor	65	Line-line Res. @ 25°C	22.8 Ω
Rating - Duty	40C AMB-CONT			Temp. Rise @ Rated Load	37°C
S.F. Amps				Temp. Rise @ S.F. Load	44°C
				Rotor inertia	0.143 LB-FT <sup>2</sup>

Load Characteristics 460 V, 60 Hz, 0.75 HP

% of Rated Load	25	50	75	100	125	150	S.F.
Power Factor	27	44	56	65	71	75	69
Efficiency	67.2	78.1	80.8	82	81.4	79.9	81.6
Speed	1191	1182	1172	1161	1149	1134	1154
Line amperes	0.951	1.03	1.16	1.32	1.52	1.75	1.44

Performance Graph at 460V, 60Hz, 0.75HP Typical performance - Not guaranteed values





CD0005

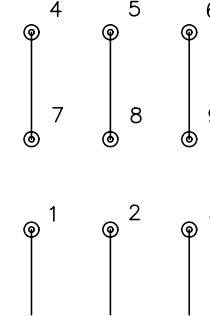


LOW VOLTAGE  
(2Y)



LINE

HIGH VOLTAGE  
(1Y)



LINE

NOTES:

1. INTERCHANGE ANY TWO LINE LEADS TO REVERSE ROTATION.
2. OPTIONAL THERMOSTATS ARE PROVIDED WHEN SPECIFIED.
3. ACTUAL NUMBER OF INTERNAL PARALLEL CIRCUITS MAY BE A MULTIPLE OF THOSE SHOWN ABOVE.
4. LEAD COLORS ARE OPTIONAL. LEADS MUST ALWAYS BE NUMBERED AS SHOWN.

REV. DESC: REVISE TO SHOW OPTIONAL COLORS			
REV. LTR: E	BY: JLP	REVISED: 01/19/99 10:15	TDR: 0171435
900000		FILE: AAA00005140	MDL: -
		MTL: -	

**BALDOR ELECTRIC Co.**

3PH, DV, 9 LEADS

CD0005