

# **BALDOR**® • ***RELIANCE***

## **Product Information Packet**

# **EM3219T**

**7.5HP,3450RPM,3PH,60HZ,184T,3632M,OPSB,F**

Part Detail							
Revision:	K	Status:	PRD/A	Change #:		Proprietary:	No
Type:	AC	Prod. Type:	3632M	Elec. Spec:	36WGS516	CD Diagram:	CD0005
Enclosure:	OPSB	Mfg Plant:		Mech. Spec:	36G548	Layout:	36LYG548
Frame:	184T	Mounting:	F1	Poles:	02	Created Date:	05-27-2010
Base:	RG	Rotation:	R	Insulation:	F	Eff. Date:	10-19-2015
Leads:	9#16					Replaced By:	
Literature:		Elec. Diagram:					

Nameplate NP1259L							
CAT.NO.	EM3219T						
SPEC.	36G548S516						
HP	7.5						
VOLTS	230/460						
AMP	17.2/8.6						
RPM	3450						
FRAME	184T	HZ	60	PH	3		
SER.F.	1.15	CODE	L	DES	A	CL	F
NEMA-NOM-EFF	88.5	PF	89				
RATING	40C AMB-CONT						
CC	010A	USABLE AT 208V	18				
DE	6206	ODE	6205				
ENCL	OPSB	SN					

Parts List		
Part Number	Description	Quantity
SA197180	SA 36G548S516	1.000 EA
RA184614	RA 36G548S516	1.000 EA
S/P107-000-001	SUPER E PROC'S-FS, WS & CK PLTS	1.000 EA
36CB3004	36 CB CASTING W/1.09 DIA LEAD HOLE @ 6:0	1.000 EA
51XB1016A08	10-16X 1/2HXWSSLD SERTYB	2.000 EA
11XW1032G06	10-32 X .38, TAPTITE II, HEX WSHR SLTD U	1.000 EA
HW3001B01	BRASS CUP WASHER, FOR #8 SCREW	1.000 EA
36FE3200A01	FR ENDPLATE, ASSEMBLY FOR ROUTING	1.000 EA
HW4500A01	1641B(ALEMITE)400 UNIV, GREASE FITT	1.000 EA
HW5100A05	WVY WSHR F/205 & 304 BRGS	1.000 EA
36PE3201A01	PU ENDPLATE, ASSEMBLY FOR ROUTING	1.000 EA
HW4500A01	1641B(ALEMITE)400 UNIV, GREASE FITT	1.000 EA
XY2520A12	1/4-20 HEX NUT, DIRECTIONAL SERRATIONS	4.000 EA
36CB4516	36 LIPPED CB LID	1.000 EA
51XW0832A07	8-32 X .44, TAPTITE II, HEX WSHR SLTD SE	4.000 EA
HW2501E16	3KEY, 1/4 SQ X 1.750	1.000 EA
HA7000A02	KEY RETAINER RING, 1 1/8 DIA, 1 3/8 DIA	1.000 EA
85XU0407S04	4X1/4 U DRIVE PIN STAINLESS	2.000 EA
HA6362ZP	LIFTING LUG FOR 36 FRAME MOTORS.	2.000 EA
MJ1000A02	GREASE, POLYREX EM EXXON (USe 4824-15A)	0.050 LB
LB1115N	LABEL,LIFTING DEVICE (ON ROLLS)	1.000 EA
HA3101A25	THRUBOLT 1/4-20 X 11.000 OHIO ROD	4.000 EA
36AD2004A01	BAFFLE PLATE,MOD 36-SLTD BAND MTRS DELTA	2.000 EA
MG1000Y03	MUNSELL 2.53Y 6.70/ 4.60, GLOSS 20,	0.022 GA

<b>Parts List (continued)</b>		
<b>Part Number</b>	<b>Description</b>	<b>Quantity</b>
LC0005E01	CONN.DIA./WARNING LABEL (LC0005/LB1119N)	1.000 EA
NP1259L	ALUM SUPER-E UL CSA-EEV CC NEMA PREMIUM	1.000 EA
36PA1000	PKG GRP, PRINT PK1016A06	1.000 EA
MN416A01	TAG-INSTAL-MAINT no wire (1200/bx) 11/14	1.000 EA

<b>Accessories</b>		
<b>Part Number</b>	<b>Description</b>	<b>Multiplier</b>
36-3403	C FACE KIT	A8
36EP1405A09SP	D-FLANGE KIT	A8

**AC Induction Motor Performance Data**

Record # 51132 - Typical performance - not guaranteed values

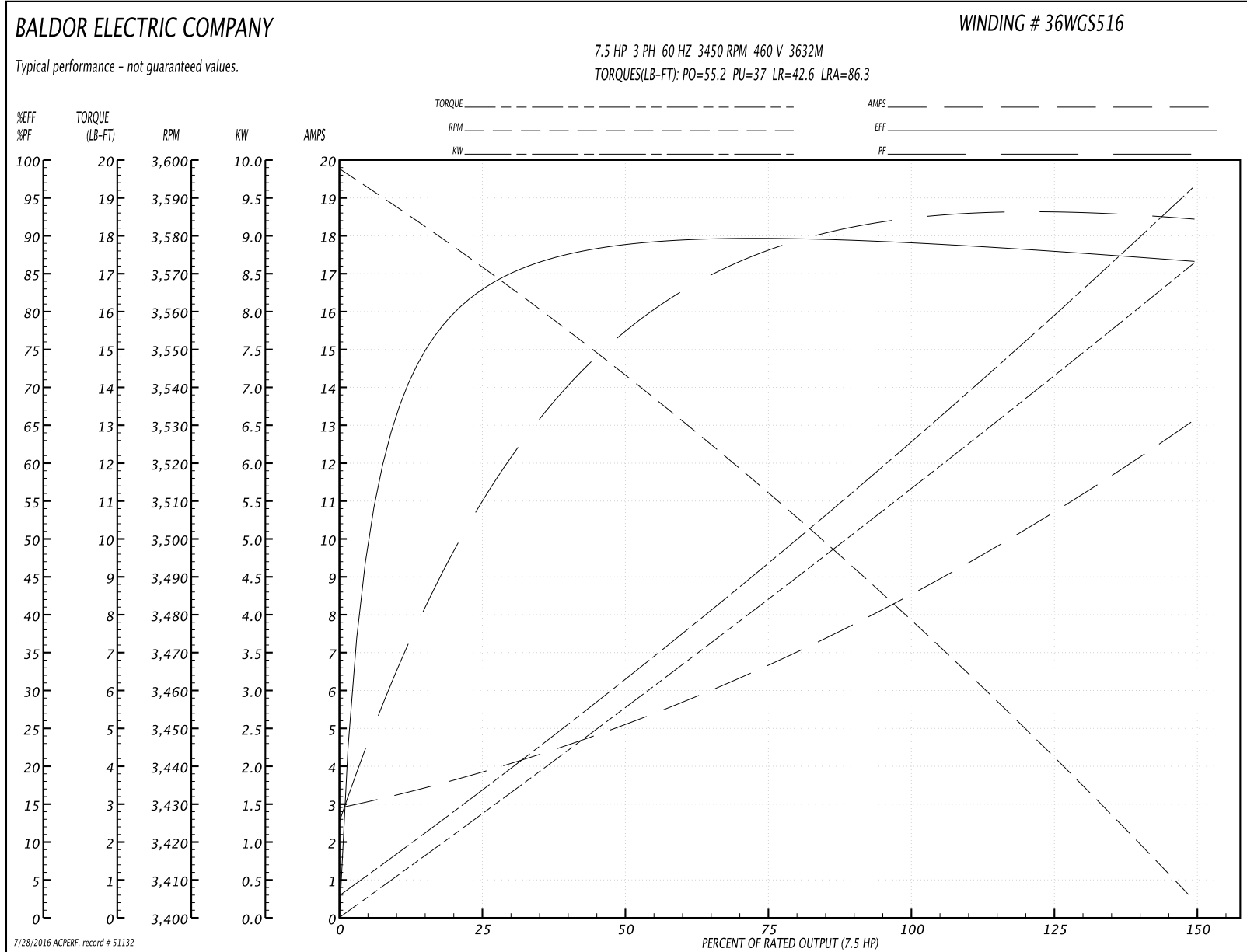
<b>Winding:</b> 36WGS516-R012	<b>Type:</b> 3632M	<b>Enclosure:</b> ODP
-------------------------------	--------------------	-----------------------

Nameplate Data				460 V, 60 Hz: High Voltage Connection	
Rated Output (HP)	7.5			Full Load Torque	11.3 LB-FT
Volts	230/460			Start Configuration	direct on line
Full Load Amps	17.2/8.6			Breakdown Torque	55.2 LB-FT
R.P.M.	3450			Pull-up Torque	37 LB-FT
Hz	60	Phase	3	Locked-rotor Torque	42.6 LB-FT
NEMA Design Code	A	KVA Code	L	Starting Current	86.3 A
Service Factor (S.F.)	1.15			No-load Current	3.02 A
NEMA Nom. Eff.	88.5	Power Factor	89	Line-line Res. @ 25°C	1.59 Ω
Rating - Duty	40C AMB-CONT			Temp. Rise @ Rated Load	43°C
S.F. Amps				Temp. Rise @ S.F. Load	53°C
				Rotor inertia	0.143 LB-FT <sup>2</sup>

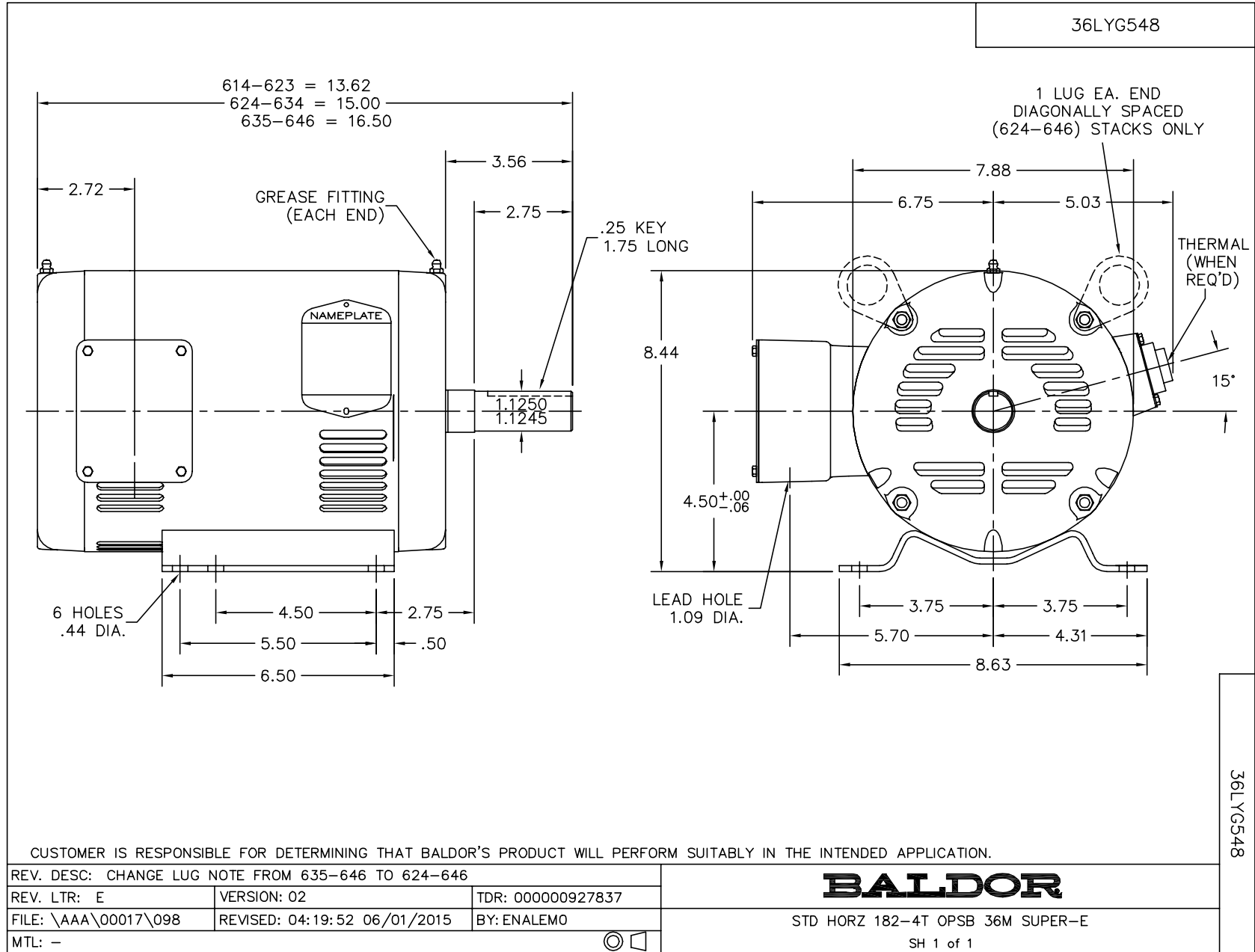
Load Characteristics 460 V, 60 Hz, 7.5 HP

% of Rated Load	25	50	75	100	125	150	S.F.
Power Factor	57	80	87	91	93	93	92
Efficiency	82.2	88.2	89.5	89.4	88.4	86.4	88.8
Speed	3572	3543	3513	3479	3443	3404	3457
Line amperes	3.68	4.98	6.72	8.63	10.7	13.1	9.87

Performance Graph at 460V, 60Hz, 7.5HP Typical performance - Not guaranteed values







CD0005

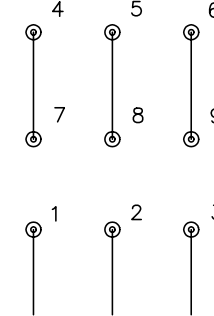


LOW VOLTAGE (2Y)



LINE

HIGH VOLTAGE (1Y)



LINE

NOTES:

1. INTERCHANGE ANY TWO LINE LEADS TO REVERSE ROTATION.
2. OPTIONAL THERMOSTATS ARE PROVIDED WHEN SPECIFIED.
3. ACTUAL NUMBER OF INTERNAL PARALLEL CIRCUITS MAY BE A MULTIPLE OF THOSE SHOWN ABOVE.
4. LEAD COLORS ARE OPTIONAL. LEADS MUST ALWAYS BE NUMBERED AS SHOWN.

REV. DESC: REVISE TO SHOW OPTIONAL COLORS			
REV. LTR: E	BY: JLP	REVISED: 01/19/99 10:15	TDR: 0171435
9000D		FILE: AAA00005140	MDL: -
		MTL: -	

**BALDOR ELECTRIC Co.**

3PH, DV, 9 LEADS

CD0005