

BALDOR® • *RELIANCE*

Product Information Packet

EM3550T-G

1.5HP,3500RPM,3PH,60HZ,143T,3520M,TEFC,F

Copyright © All product information within this document is subject to Baldor Electric Company copyright © protection, unless otherwise noted.

Part Detail									
Revision:	-	Status:	PRD/A	Change #:		Proprietary:	No		
Type:	AC	Prod. Type:	3520M	Elec. Spec:	35WGM760	CD Diagram:			
Enclosure:	TEFC	Mfg Plant:		Mech. Spec:	35Z944	Layout:			
Frame:	143T	Mounting:	F1	Poles:	02	Created Date:	11-16-2011		
Base:	RG	Rotation:	R	Insulation:	H	Eff. Date:	11-18-2011		
Leads:	9#18	Literature:		Elec. Diagram:		Replaced By:			
Nameplate NP1259L									
CAT.NO.	EM3550T-G								
SPEC.	35Z944M760G1								
HP	1.5								
VOLTS	208-230/460								
AMP	4-3.8/1.9								
RPM	3500								
FRAME	143T	HZ	60			PH	3		
SER.F.	1.15	CODE	L			DES	B	CL	H
NEMA-NOM-EFF	84	PF	85						
RATING	40C AMB-CONT								
CC	010A	USABLE AT 208V							
DE	6205	ODE	6203						
ENCL	TEFC	SN							

Parts List		
Part Number	Description	Quantity
SA234355	SA 35Z944M760G1	1.000 EA
RA221328	RA 35Z944M760G1	1.000 EA
34FN3002B01	EXTERNAL FAN, PLASTIC, .637/.639 HUB W/	1.000 EA
S/P107-000-001	SUPER E PROC'S-FS & WS PLTS-POLYREX EM G	1.000 EA
NS2512A01	INSULATOR, CONDUIT BOX X	1.000 EA
35CB3009	35 CB CASTING W/1.09 DIA. LEAD HOLE @ 6:	1.000 EA
36GS1000SP	GASKET-CONDUIT BOX, .06 THICK #SV-330 LE	1.000 EA
51XB1016A07	10-16 X 7/16 HXWSSLD SERTYB	2.000 EA
11XW1032G06	10-32 X .38, TAPTITE II, HEX WSHR SLTD U	1.000 EA
35EP3100M01	FREP TEFC 203 BRG W/GRSR (RAISED FH PADS	1.000 EA
HW4500A01	1641B(ALEMITE)400 UNIV, GREASE FITT	1.000 EA
HW5100A03SP	WAVY WASHER (W1543-017)	1.000 EA
BP5308A01	AEGIS SH GRD ASSY W/RETAINER RING	1.000 EA
35EP3101A49	SPL PUEP-ENCL-205 BRG W/GREASER	1.000 EA
HW4500A01	1641B(ALEMITE)400 UNIV, GREASE FITT	1.000 EA
51XN1032A18	10-32 X 1 1/8 HX WS SL SR (ESKAY)	2.000 EA
XY1032A02	10-32 HEX NUT DIRECTIONAL SERRATION	4.000 EA
35FH4005A84SP	IEC FH W/GRSR, NO DIMPLES W/AUTOPHERETIC	1.000 EA
51XW1032A06	10-32 X .38, TAPTITE II, HEX WSHR SLTD S	3.000 EA
35CB4521	35 LIPPED CB LID (GALV & PHOSPH)	1.000 EA
35GS1030	35 GS FOR CB LID - LEXIDE	1.000 EA
51XW0832A07	8-32 X .44, TAPTITE II, HEX WSHR SLTD SE	4.000 EA
HW2501D13SP	KEY, 3/16 SQ X 1.375	1.000 EA
HA7000A01	KEY RETAINER 7/8" DIA SHAFT	1.000 EA

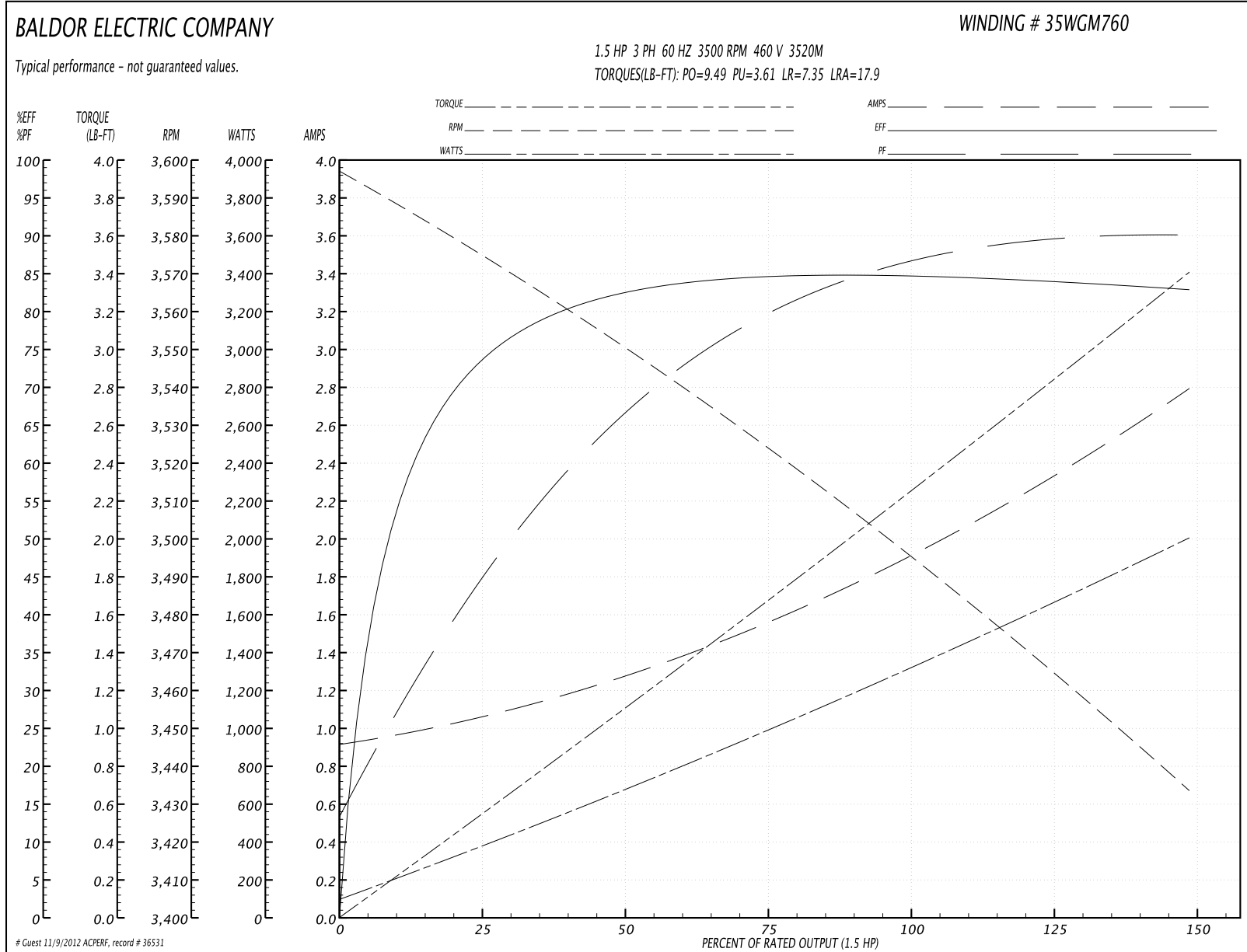
Parts List (continued)		
Part Number	Description	Quantity
85XU0407S04	4X1/4 U DRIVE PIN STAINLESS	2.000 EA
LB1459	AEGIS SGR LABEL "AEGISLBL-100"	1.000 EA
MJ1000A75	GREASE, POLYREX EM EXXON	0.050 LB
MG1000Y03	WILKO 689.710 GOLD PAINT SUPER E	0.017 GA
HA3100A15	THRUBOLT 10-32 X 8.375	4.000 EA
LC0005E01	CONN.DIA./WARNING LABEL (LC0005/LB1119)	1.000 EA
LB1125C02	SUPER-E (STOCK CTN LABEL SUPER-E WITH FL	1.000 EA
LB1357	ENERGY GUIDE LABEL (BOX LABEL)	1.000 SH
LB5040	INSTRUCTION TAG, AC & DC	1.000 EA
NP1259L	ALUM SUPER-E UL CSA-EEV CC NEMA PREMIUM	1.000 EA
PA1000	PACKING GROUP 3500 SHORT	1.000 EA

Performance Data at 460V, 60Hz, 1.5HP (Typical performance - Not guaranteed values)

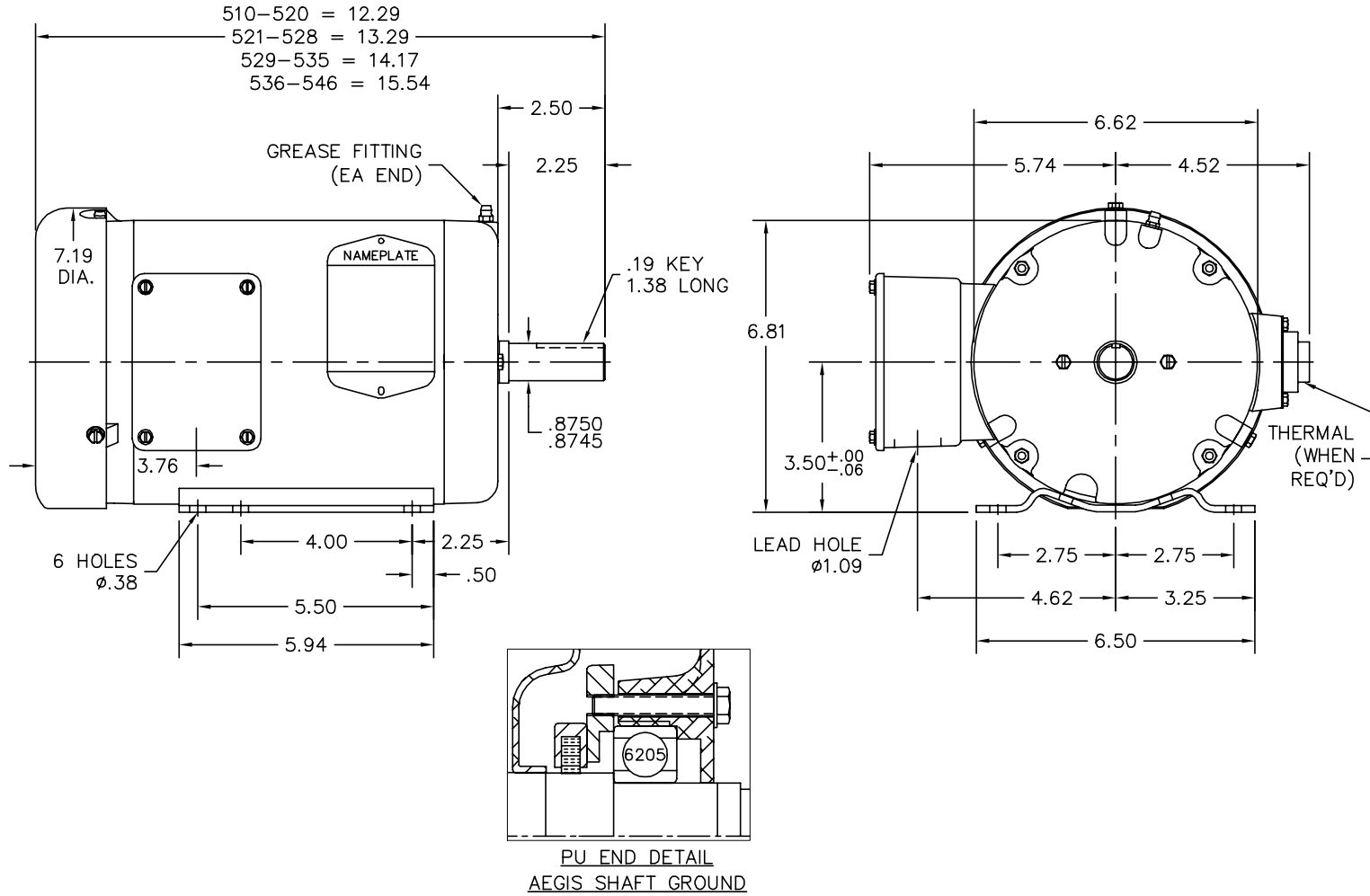
General Characteristics			
Full Load Torque:	2.22 LB-FT	Start Configuration:	DOL
No-Load Current:	0.932 Amps	Break-Down Torque:	9.49 LB-FT
Line-line Res. @ 25°C.:	12.2 Ohms A Ph / 0.0 Ohms B Ph	Pull-Up Torque:	3.61 LB-FT
Temp. Rise @ Rated Load:	43 C	Locked-Rotor Torque:	7.35 LB-FT
Temp. Rise @ S.F. Load:	50 C	Starting Current:	17.9 Amps

Load Characteristics							
% of Rated Load	25	50	75	100	125	150	S.F.
Power Factor:	45.0	67.0	79.0	85.0	89.0	90.0	87.0
Efficiency:	72.3	82.2	84.4	84.8	84.3	82.8	84.5
Speed:	3575.0	3551.0	3526.0	3498.0	3466.0	3433.0	3479.0
Line Amperes:	1.03	1.25	1.55	1.91	2.31	2.79	2.15

Performance Graph at 460V, 60Hz, 1.5HP Typical performance - Not guaranteed values



35LYZ944



35LYZ944

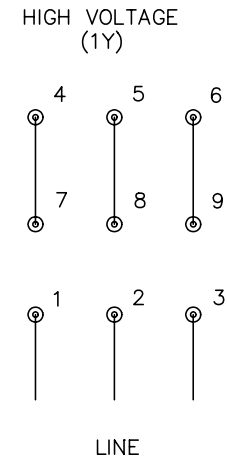
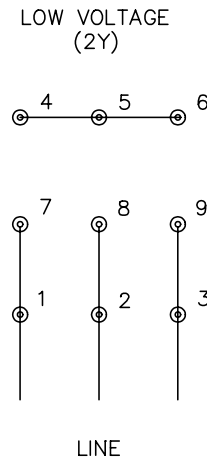
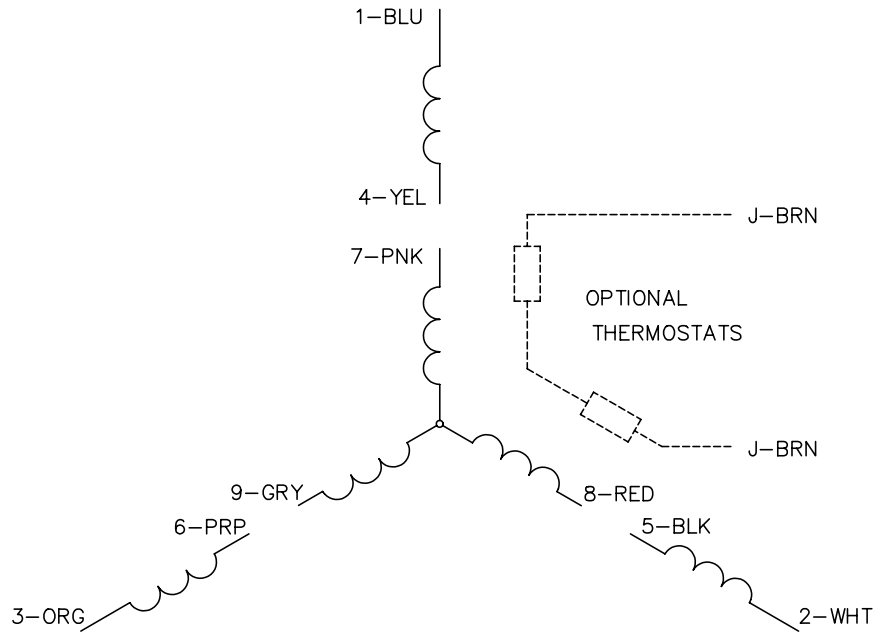
CUSTOMER IS RESPONSIBLE FOR DETERMINING THAT BALDOR'S PRODUCT WILL PERFORM SUITABLY IN THE INTENDED APPLICATION.

REV. DESC: NEW		
REV. LTR: -	VERSION: 00	TDR: 000000721309
FILE: \AAA\00186\914		REVISED: 12:00:25 11/16/2011
MTL: -		BY: ENBENBO

BALDOR

HOR 143-5T TEFC M W/1.09 LEAD HL, AEGIS INT SH GND, "W" BASE
 SH 1 of 1

CD0005



NOTES:

1. INTERCHANGE ANY TWO LINE LEADS TO REVERSE ROTATION.
2. OPTIONAL THERMOSTATS ARE PROVIDED WHEN SPECIFIED.
3. ACTUAL NUMBER OF INTERNAL PARALLEL CIRCUITS MAY BE A MULTIPLE OF THOSE SHOWN ABOVE.
4. LEAD COLORS ARE OPTIONAL. LEADS MUST ALWAYS BE NUMBERED AS SHOWN.

REV. DESC: REVISE TO SHOW OPTIONAL COLORS			
REV. LTR: E	BY: JLP	REVISED: 01/19/99 10:15	TDR: 0171435
90000		FILE: AAA00005140	MDL: -
		MTL: -	

BALDOR ELECTRIC Co.

3PH, DV, 9 LEADS

CD0005