

BALDOR® • ***RELIANCE***

Product Information Packet

FDL3611TM

2HP,1725RPM,1PH,60HZ,182T,3634L,TEFC,F1

Copyright © All product information within this document is subject to Baldor Electric Company copyright © protection, unless otherwise noted.

Part Detail									
Revision:	Z	Status:	PRD/A	Change #:		Proprietary:	No		
Type:	AC	Prod. Type:	3634L	Elec. Spec:	36WG3444	CD Diagram:			
Enclosure:	TEFC	Mfg Plant:		Mech. Spec:	36G283	Layout:			
Frame:	182T	Mounting:	F1	Poles:	04	Created Date:			
Base:	RG	Rotation:	R	Insulation:	B	Eff. Date:	04-25-2012		
Leads:	4#14 A&J,2#16 B PH,1#	Leadwire:		Elec. Diagram:		Replaced By:			
Nameplate NP1280L									
CAT.NO.	FDL3611TM								
SPEC.	36G283-3444								
HP	2								
VOLTS	115/230								
AMP	28/14								
RPM	1725								
FRAME	182T	HZ			60	PH	1		
SER.F.	1.00	CODE			J	DES	L	CL	B
NEMA-NOM-EFF	75	PF			67				
RATING	40C AMB-CONT								
CC				USABLE AT 208V					
DE	6206	ODE			6205				
ENCL	TEFC	SN							

Parts List		
Part Number	Description	Quantity
SA035477	SA 36G283-3444	1.000 EA
RA031504	RA 36G283-3444	1.000 EA
TPCRT31CA	THERMAL 1PH 1.00 MAN 105C X	1.000 EA
EC1850A06SP	ELEC CAP 115V 2.0 X 4.3 X	2.000 EA
TP5059	GENERIC THERMAL KIT	1.000 EA
36CB3000A36	SP'L CONDUIT BOX MODEL 36 W/ 1" MTO & GA	1.000 EA
36GS1000SP	GASKET-CONDUIT BOX, .06 THICK #SV-330 LE	1.000 EA
51XB1016A07	10-16 X 7/16 HXWSSLD SERTYB	2.000 EA
11XW1032G06	10-32 X .38, TAPTITE II, HEX WSHR SLTD U	1.000 EA
HW3001B01	003SS CUP WASHER, FOR #8 SCREW	1.000 EA
HA6015A11	EARED 1" THERMAL RETAINER (PLATED)	1.000 EA
RM1014A01SP	BUTYL RUB.THRM COV. (MENA)	1.000 EA
51XB1214A10	12-14 X 5/8HX WS SL SR TYBX	2.000 EA
NS2500A02	INSULATOR, MAN THER PROT	1.000 EA
36EP3104A01	FREP MACH W/GRSR, RAISED FH PADS	1.000 EA
HW4500A01	1641B(ALEMITE)400 UNIV, GREASE FITT	1.000 EA
13XF0832A08	8-32 X.50 PAN HD,SLTD, TYPE F SCREW, ZIN	2.000 EA
36CB3800SP	CAPACITOR COVER, CAST	1.000 EA
36GS3000	GASKET, CAPACITOR COVER LEXIDE	1.000 EA
10XN2520A12	O1/4-20X 3/4 HEX HEAD CAP	2.000 EA
HW5100A05	WVY WSHR F/205 & 304 BRGS	1.000 EA
36EP3100A01SP	PU ENDPLATE, MACH	1.000 EA
HW4500A01	1641B(ALEMITE)400 UNIV, GREASE FITT	1.000 EA
XY2520A12	1/4-20 HEX NUT, DIRECTIONAL SERRATIONS	4.000 EA

Parts List (continued)		
Part Number	Description	Quantity
36FN3000A01SP	EXFN, PLASTIC, 7.00 OD, .912 ID	1.000 EA
51XB1214A16	12-14X1.00 HXWSSLD SERTYB	1.000 EA
36FH4009A102SP	IEC FH GREASER W/AUTOPHERETIC PRIMER	1.000 EA
51XW1032A06	10-32 X .38, TAPTITE II, HEX WSHR SLTD S	3.000 EA
35CB4514	35 LIPPED CB LID	1.000 EA
36GS1001SP	GASKET, CONDUIT BOX LID, .06 THICK #SV-3	1.000 EA
51XW0832A07	8-32 X .44, TAPTITE II, HEX WSHR SLTD SE	4.000 EA
HA1005A02SP	SLINGER, OD 2.00, ID 1.14, 206 BRG,	1.000 EA
HW2501E16	3KEY, 1/4 SQ X 1.750	1.000 EA
HA7000A02	KEY RETAINER RING, 1 1/8 DIA, 1 3/8 DIA	1.000 EA
85XU0407S04	4X1/4 U DRIVE PIN STAINLESS	2.000 EA
MJ1000A75	GREASE, POLYREX EM EXXON	0.050 LB
MG1025Z20	ACTIVATOR WILKOFAS 060.32	0.010 GA
SP5061A03	MODEL 36 TYPE L,F1,LARGE CAP BOX	1.000 EA
WD1000A15	3-520132-2 AMP FLAG (4M/RL NON-CANC/NON-	4.000 EA
HA6003A38	CLAMP, CAPACITOR	1.000 EA
51XW0832A07	8-32 X .44, TAPTITE II, HEX WSHR SLTD SE	2.000 EA
HA3101A25	THRUBOLT 1/4-20 X 11.000 OHIO ROD	4.000 EA
MG1025C02	PAINT, 787.105 LITE TAN EPOXY (USE W/MG1	0.022 GA
LB1119	WARNING LABEL	1.000 EA
LB1087	LABEL,MANUAL RESET (ROLL LABEL)	1.000 EA
LB1125C01	STD (STOCK) CARTON LABEL BALDOR WITH FLA	1.000 EA
LC0008	1PH,DV,7-LEAD,THERMAL,CONNECTION DIAGRAM	1.000 EA
NP1280L	ALUM FARM DUTY UL CSA CC THERMAL	1.000 EA

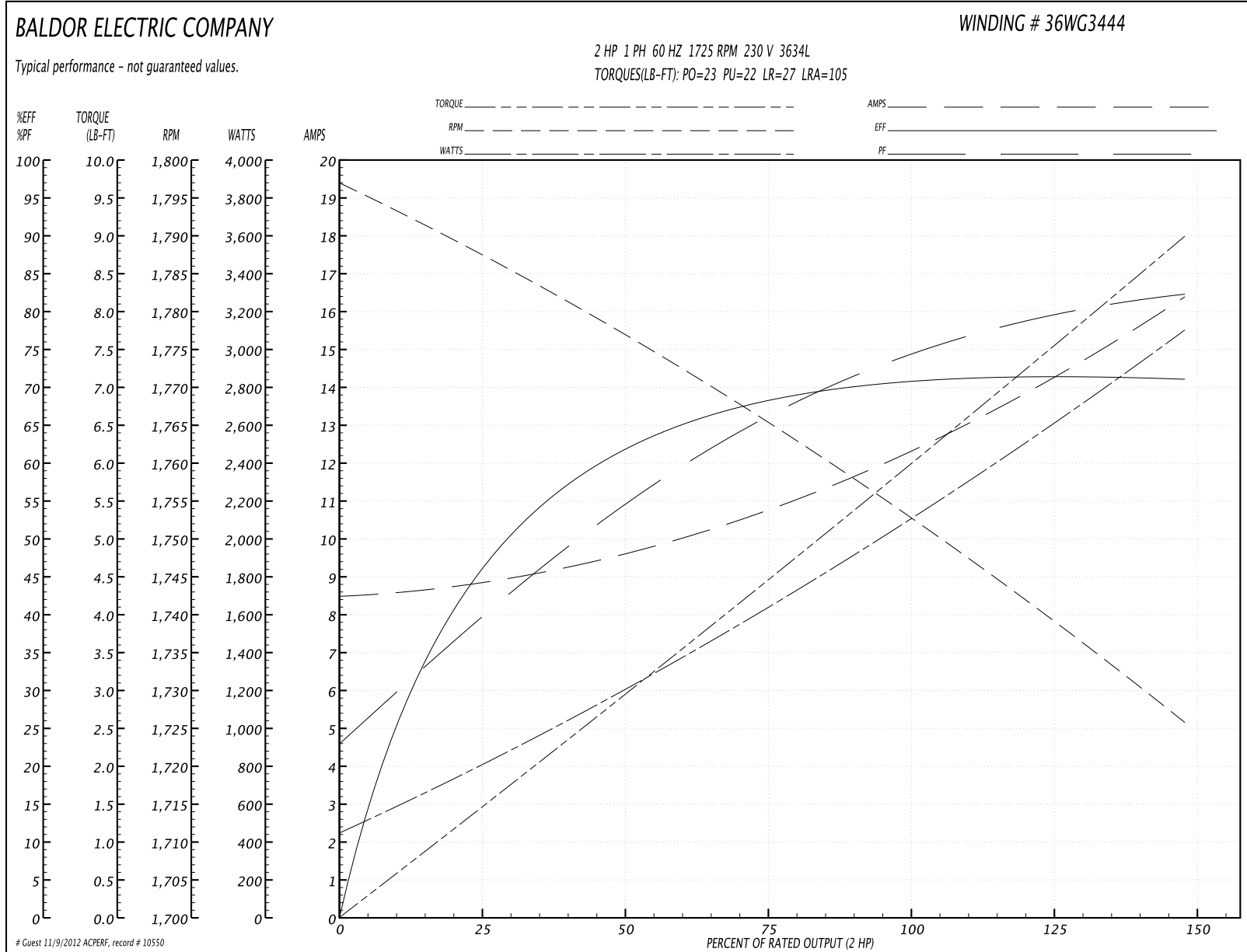
Parts List (continued)		
Part Number	Description	Quantity
36PA1001	PACKAGING GROUP	1.000 EA

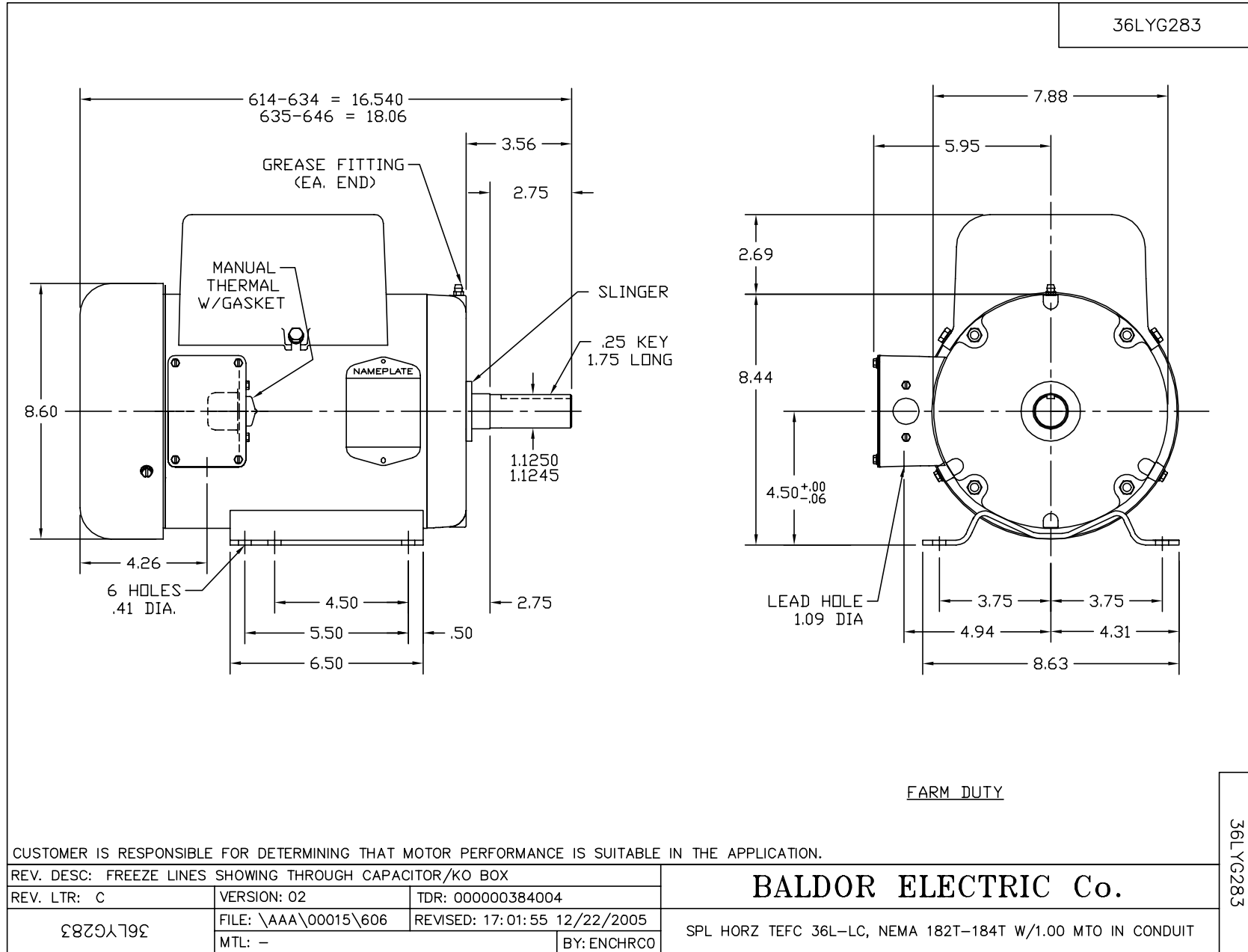
Accessories		
Part Number	Description	Multiplier
36-3301	C FACE KIT	A8
36EP1304A62SP	FLANGE MTD ENDPLATE 182-4TD -ENCL (LESS	A8

Performance Data at 230V, 60Hz, 2.0HP (Typical performance - Not guaranteed values)

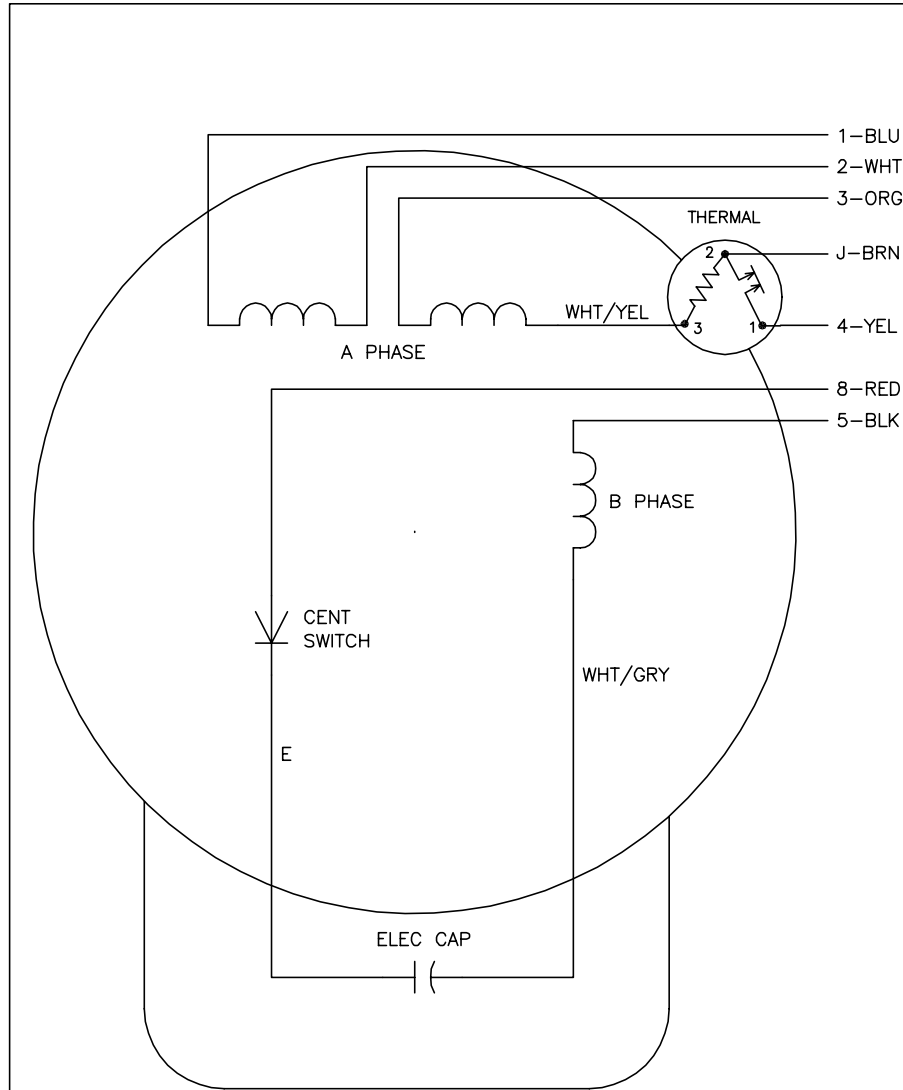
General Characteristics							
Full Load Torque:	6.0 LB-FT			Start Configuration:	DOL		
No-Load Current:	8.5 Amps			Break-Down Torque:	23.0 LB-FT		
Line-line Res. @ 25°C.:	0.732 Ohms A Ph / 0.396 Ohms B Ph			Pull-Up Torque:	22.0 LB-FT		
Temp. Rise @ Rated Load:	86 C			Locked-Rotor Torque:	27.0 LB-FT		
Temp. Rise @ S.F. Load:				Starting Current:	105.0 Amps		
Load Characteristics							
% of Rated Load	25	50	75	100	125	150	S.F.
Power Factor:	43.0	57.0	68.0	76.0	81.0	84.0	0.0
Efficiency:	47.0	62.0	68.0	71.0	71.5	71.0	0.0
Speed:	1786.0	1776.0	1765.0	1754.0	1740.0	1725.0	0.0
Line Amperes:	8.8	9.7	10.8	12.3	14.2	16.4	0.0

Performance Graph at 230V, 60Hz, 2.0HP Typical performance - Not guaranteed values





CD0008



	LINE A	LINE B	JOIN	JOIN
HIGH STD	1	4	2,3,8	J,5
HIGH OPP	1	4	2,3,5	J,8
LOW STD	1,3,8	4	-	2,J,5
LOW OPP	1,3,5	4	-	2,J,8

NOTES:

1. STANDARD ROTATION IS CCW FACING END OPPOSITE SHAFT EXTENSION.
2. MULTIPLE CAPACITORS ARE CONNECTED IN PARALLEL UNLESS OTHERWISE SPECIFIED.
3. LEAD COLORS ARE OPTIONAL. LEADS MUST ALWAYS BE NUMBERED AS SHOWN.

REV. DESC: REMOVE 2-TERMINAL THERMAL DETAIL, SEE CD0008A02		
REV. LTR: F	VERSION: 01	TDR: 000000360649
80000D	FILE: \AAA\00007\408	REVISED: 10:56:54 04/18/2005
	MTL: -	BY: ENJOEPO

BALDOR ELECTRIC Co.

TYPE L, DV, REV, THERMAL, 7 LEADS

CD0008