

# **BALDOR**® • **RELIANCE**

## **Product Information Packet**

# **IDM3587T**

**2HP, 1755RPM, 3PH, 60HZ, 145TC, 0533M, TEBC, F1**

Copyright © All product information within this document is subject to Baldor Electric Company copyright © protection, unless otherwise noted.

Part Detail							
Revision:	M	Status:	PRD/A	Change #:		Proprietary:	No
Type:	AC	Prod. Type:	0533M	Elec. Spec:	05WGW710	CD Diagram:	
Enclosure:	TEBC	Mfg Plant:		Mech. Spec:	05E535	Layout:	
Frame:	145TC	Mounting:	F1	Poles:	04	Created Date:	12-06-2006
Base:	RG	Rotation:	R	Insulation:	H	Eff. Date:	09-18-2012
Leads:	9#18	Literature:		Elec. Diagram:		Replaced By:	

Nameplate NP1162L									
CAT NO	IDM3587T								
SPEC.	05E535W710G1								
FRAME	145TC	HP	2	TE					
VOLTS	230/460								
MAG CUR	2.9/1.45	FLA	5.4/2.7						
RPM	1755	RPM MAX	6000						
HZ	60	PH	3	CLASS	H				
SER.F.	1.00	DES	B	SL HZ	1.5				
NEMA-NOM-EFF	88.5	WK2	0.195						
BLWR V	115	PH	1	HZ	60	A	.5		
RATING	40C AMB-CONT								
DE BRG	6205	ODE BRG	6203						
CC		SN							

Parts List		
Part Number	Description	Quantity
SA151282	SA 05E535W710G1	1.000 EA
RA140105	RA 05E535W710G1	1.000 EA
06CB3000	CONDUIT BOX CAST	1.000 EA
06GS1000	GASKET, CONDUIT BOX	1.000 EA
51XW2520A12	.25-20 X .75, TAPTITE II, HEX WSHR SLTD	2.000 EA
11XW1032G06	10-32 X .38, TAPTITE II, HEX WSHR SLTD U	1.000 EA
HW3001B01	003SS CUP WASHER, FOR #8 SCREW	1.000 EA
35EP1100B21	FRONT TEBC 203 BRG W/ GREASER & THRU-SHA	1.000 EA
HW4500A01	1641B(ALEMITE)400 UNIV, GREASE FITT	1.000 EA
HW5100A03SP	WAVY WASHER (W1543-017)	1.000 EA
35EP1329A01	PU EP ENCL 143-5TC 205 BRG W/GRSR & STD	1.000 EA
HW4500A01	1641B(ALEMITE)400 UNIV, GREASE FITT	1.000 EA
51XN1032A20	10-32 X 1 1/4 HX WS SL SR	2.000 EA
HA3100A28	THRUBOLT 10-32 X 8.187	4.000 EA
10XN2520A08	1/4-20X1/2 HEX HEAD CAP	1.000 EA
HA3218A04	MALE-FEMALE STANDOFF .25-.20 .38 HEX	3.000 EA
10XN2520A04	1/4-20 X 1/4 HEX HD MACH SCREW	3.000 EA
HW1003A25	WASHER, 1/4 EX TH LK, ZN X	3.000 EA
06CB3500	CONDUIT BOX LID - ALUMINUM DIE CAST	1.000 EA
06GS1001	GASKET, CONDUIT BOX LID	1.000 EA
51XW2520A12	.25-20 X .75, TAPTITE II, HEX WSHR SLTD	2.000 EA
HA1005A05SP	SLINGER, OD 1.50, ID .659, 203 BRG	1.000 EA
HW2501D13SP	KEY, 3/16 SQ X 1.375	1.000 EA
HA7000A01	KEY RETAINER 7/8" DIA SHAFT	1.000 EA

Parts List (continued)		
Part Number	Description	Quantity
MJ5004A05	#242-21 LOCTITE GENERAL PURPOSE MED. STR	0.005 EA
85XU0407S04	4X1/4 U DRIVE PIN STAINLESS	2.000 EA
LB1009	LABEL,ROTATION DIRECTION (ON ROLLS)	1.000 EA
MJ1000A75	GREASE, POLYREX EM EXXON	0.050 LB
05FH5001A03	BLOWER KIT,05FH4002,EF0008,35CB3002	1.000 EA
MG1000G27	PAINT- S9282E CHARCOAL GREY	0.022 GA
LC0035B01	1PH, SV, FIX, 2 LEAD	1.000 EA
LB1119	WARNING LABEL	1.000 EA
LB1125C01	STD (STOCK) CARTON LABEL BALDOR WITH FLA	1.000 EA
LC0145B01	CONNECTION LABEL	1.000 EA
NP1162L	SS INV UL CSA CC	1.000 EA
G7PA1000	PACKAGING GROUP / BALDOR	1.000 EA

**Performance Data at 460V, 60Hz, 2.0HP (Typical performance - Not guaranteed values)**

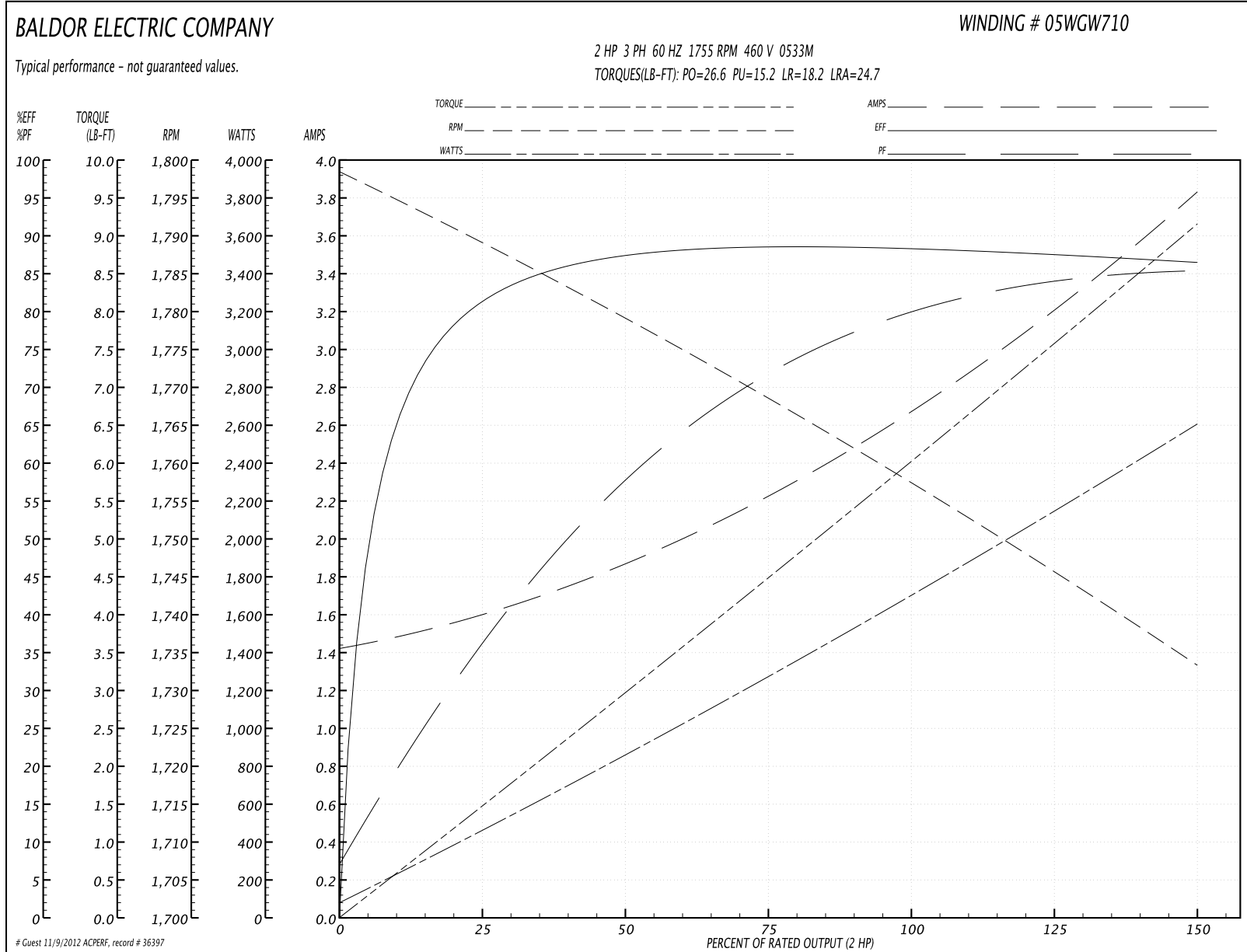
**General Characteristics**

<b>Full Load Torque:</b>	5.95 LB-FT	<b>Start Configuration:</b>	DOL
<b>No-Load Current:</b>	1.45 Amps	<b>Break-Down Torque:</b>	26.6 LB-FT
<b>Line-line Res. @ 25°C.:</b>	6.79 Ohms A Ph / 0.0 Ohms B Ph	<b>Pull-Up Torque:</b>	15.2 LB-FT
<b>Temp. Rise @ Rated Load:</b>	36 C	<b>Locked-Rotor Torque:</b>	18.2 LB-FT
<b>Temp. Rise @ S.F. Load:</b>		<b>Starting Current:</b>	24.7 Amps

**Load Characteristics**

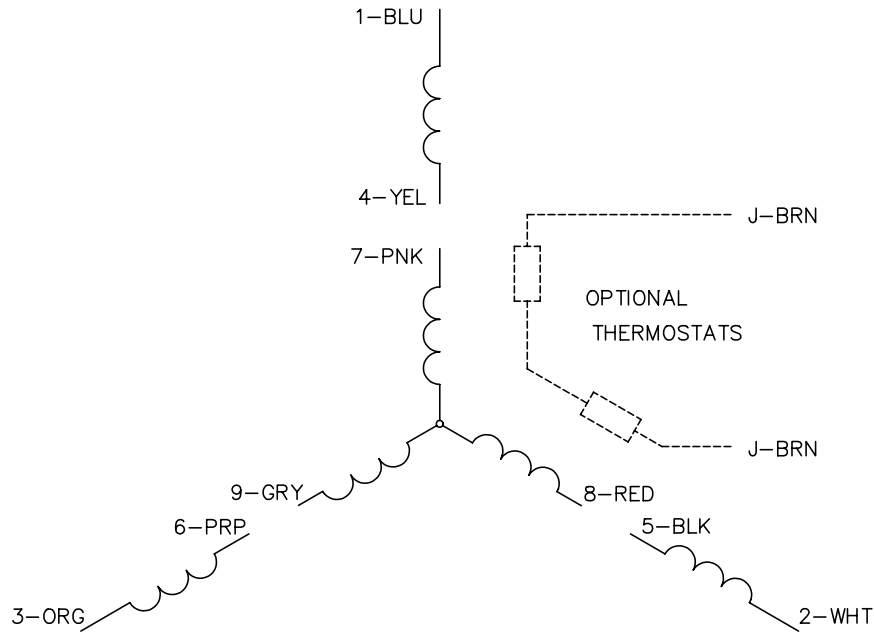
<b>% of Rated Load</b>	<b>25</b>	<b>50</b>	<b>75</b>	<b>100</b>	<b>125</b>	<b>150</b>	<b>S.F.</b>
<b>Power Factor:</b>	38.0	59.0	71.0	79.0	84.0	86.0	0.0
<b>Efficiency:</b>	81.0	87.1	88.6	88.6	87.6	86.4	0.0
<b>Speed:</b>	1788.0	1779.0	1769.0	1758.0	1746.0	1733.0	0.0
<b>Line Amperes:</b>	1.57	1.84	2.25	2.67	3.21	3.82	0.0

Performance Graph at 460V, 60Hz, 2.0HP Typical performance - Not guaranteed values





CD0005

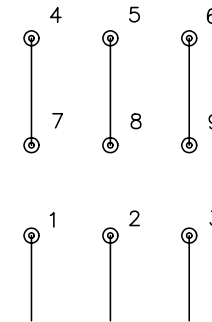


LOW VOLTAGE  
(2Y)



LINE

HIGH VOLTAGE  
(1Y)



LINE

NOTES:

1. INTERCHANGE ANY TWO LINE LEADS TO REVERSE ROTATION.
2. OPTIONAL THERMOSTATS ARE PROVIDED WHEN SPECIFIED.
3. ACTUAL NUMBER OF INTERNAL PARALLEL CIRCUITS MAY BE A MULTIPLE OF THOSE SHOWN ABOVE.
4. LEAD COLORS ARE OPTIONAL. LEADS MUST ALWAYS BE NUMBERED AS SHOWN.

REV. DESC: REVISE TO SHOW OPTIONAL COLORS			
REV. LTR: E	BY: JLP	REVISED: 01/19/99 10:15	TDR: 0171435
90000		FILE: AAA00005140	MDL: -
		MTL: -	

**BALDOR ELECTRIC Co.**

3PH, DV, 9 LEADS

CD0005