

# **BALDOR® • RELIANCE**

## **Product Information Packet**

### **JSL625A**

**1.5HP,3450RPM,1PH,60HZ,56YZ,1924L,OPEN,F**

Copyright © All product information within this document is subject to Baldor Electric Company copyright © protection, unless otherwise noted.

Part Detail							
Revision:	R	Status:	PRD/A	Change #:		Proprietary:	No
Type:	AC	Prod. Type:	1924L	Elec. Spec:	19WGW049	CD Diagram:	
Enclosure:	OPEN	Mfg Plant:		Mech. Spec:	19E183	Layout:	
Frame:	56YZ	Mounting:	F1	Poles:	02	Created Date:	06-26-2007
Base:	N	Rotation:	FOS	Insulation:	B	Eff. Date:	09-12-2012
Leads:	4#14 A&J,1#18 B PH,1#1	Literature:		Elec. Diagram:		Replaced By:	

**Nameplate NP1986A02**

CAT.NO.	JSL625A	ENCL	OPEN
SPEC.	19E183W049G1	FRAME	56YZ
HP	1.5		
VOLTS	115/230		
AMPS	18/9		
RPM	3450		
HZ	60	PH	1 CL B
SER.F.	1.30	DES	L CODE H
FL EFF	72	PF	75
RATING	40C AMB-CONT		
SF AMP	21/10.5	USABLE AT 208V	11
SER.			
MANUAL	N	AUTO	Y NONE N
BLANK			

Parts List		
Part Number	Description	Quantity
SA153090	SA 19E183W049G1	1.000 EA
RA141835	RA 19E183W049G1	1.000 EA
TPCRJ38CS	THERMAL 1PH 1.00 AUT 135C	1.000 EA
EC1645A06SP	ELEC CAP, 645-774 MFD, 125V, 2.06D X 4.	1.000 EA
WD1000B17	KPA-8C BURNDY TERMINAL	1.000 EA
11XW1032G06	10-32 X .38, TAPTITE II, HEX WSHR SLTD U	1.000 EA
11XW1032G06	10-32 X .38, TAPTITE II, HEX WSHR SLTD U	1.000 EA
HW3001B01	003SS CUP WASHER, FOR #8 SCREW	1.000 EA
51XW0832A07	8-32 X .44, TAPTITE II, HEX WSHR SLTD SE	4.000 EA
35CB4802A02SP	CAPACITOR COVER, STAMPED X W/AUTOPHORET	1.000 EA
NS2501A01	INSULATOR, CAPACITOR	1.000 EA
51XB1016A05	10-16X5/16HX WA SL SR TYB (F/S)	2.000 EA
19EP3200BT04	MACHINING 19 FRAME 203 BRG ENC W/HUB & S	1.000 EA
WD4100A04	62MP0687 HOLE PLUG OR DP-687 HEYCO	1.000 EA
HW5100A03SP	WAVY WASHER (W1543-017)	1.000 EA
34PE3501A08E	ENDPLATE, MACH POOL PUMP 17 FRAME-ASSY/K	1.000 EA
35AD2013	BAFFLE PLATE, STAMPED STEEL FOR 34EP2502	1.000 EA
HA2001A16	SPACER, .218 ID X .1.093 LG	4.000 EA
11XF0832A24	8.32X1.50HXWSHR HD,SL,TYF	4.000 EA
51XN1032A14	10-32 X 0.875 HX WS SL SR	2.000 EA
19CB4501	TERMINAL BOX LID, STAMPED	1.000 EA
51XW0832A07	8-32 X .44, TAPTITE II, HEX WSHR SLTD SE	2.000 EA
LB1009	LABEL,ROTATION DIRECTION (ON ROLLS)	1.000 EA
RM1010A01	35-968-1 VINYL CLS	1.000 EA

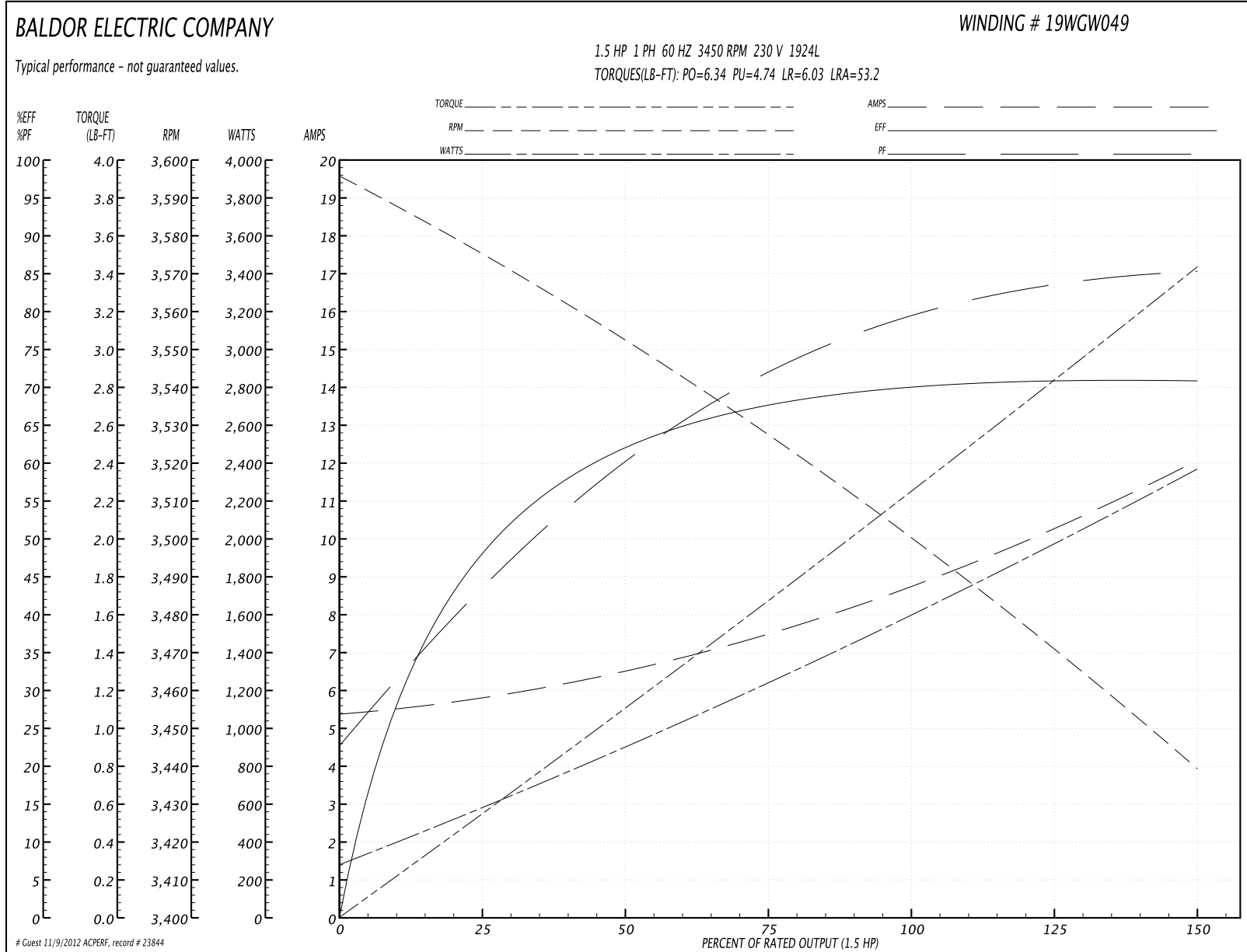
Parts List (continued)		
Part Number	Description	Quantity
WD1000A15	3-520132-2 AMP FLAG (4M/RL NON-CANC/NON-	10.000 EA
MJ1000A75	GREASE, POLYREX EM EXXON	0.050 LB
SP5111A01	TERM PANEL SWITCH W/TABS & 1" THERMAL MT	1.000 EA
HA3100A26	THRUBOLT 10-32 X 11.500	4.000 EA
LB5040	INSTRUCTION TAG, AC & DC	1.000 EA
LB1172A01	CUSTOM MTR CARTON LABEL LASER PRINTER	1.000 EA
NP1986A02	NP LABEL 1PH, DV, FIX	1.000 EA
36PA1000	PACK GROUP W/LB5001	1.000 EA
PK3082	STYROFOAM CRADLE	1.000 EA

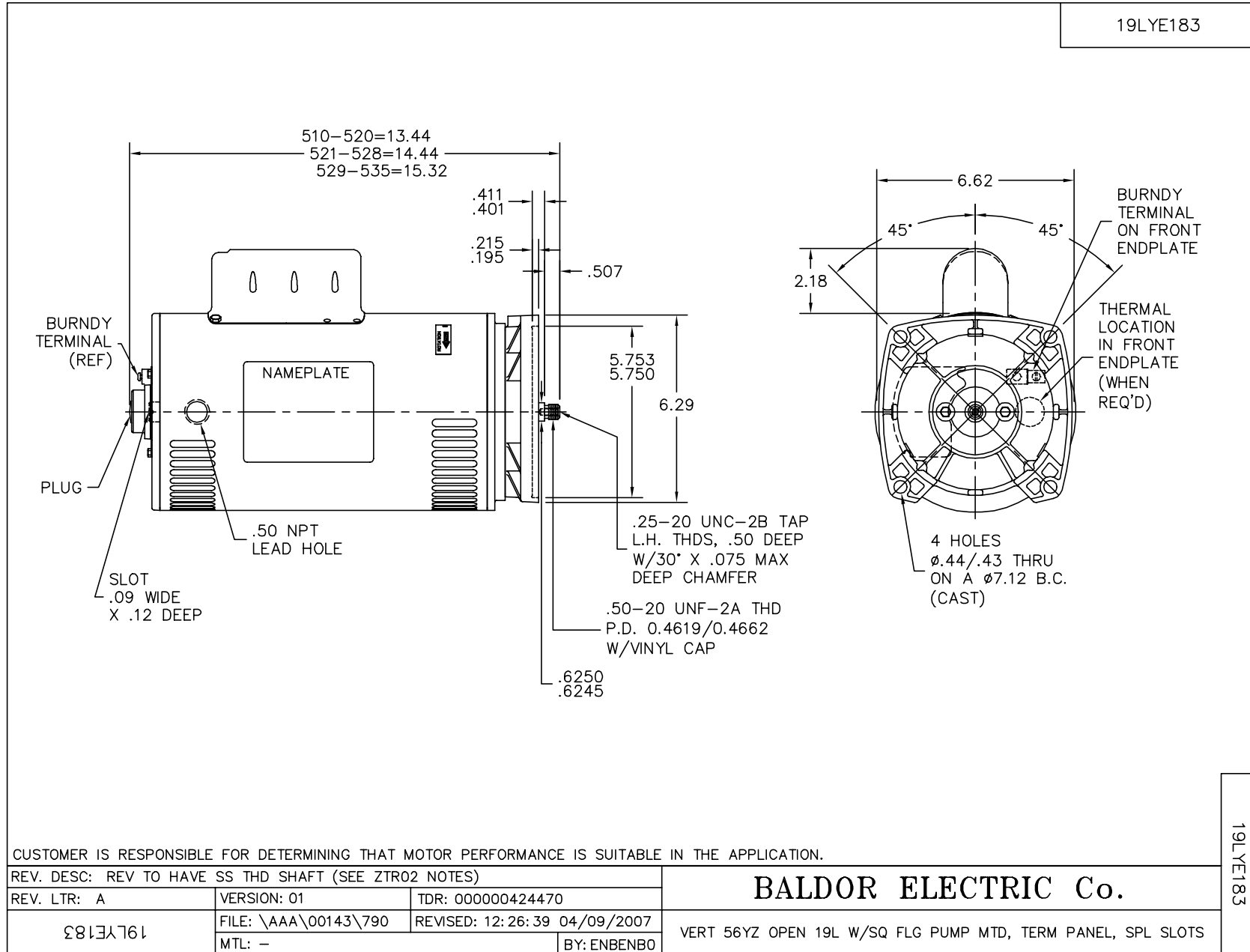
**Performance Data at 230V, 60Hz, 1.5HP (Typical performance - Not guaranteed values)**

General Characteristics			
Full Load Torque:	2.28 LB-FT	Start Configuration:	DOL
No-Load Current:	5.41 Amps	Break-Down Torque:	6.34 LB-FT
Line-line Res. @ 25°C.:	1.31 Ohms A Ph / 0.993 Ohms B Ph	Pull-Up Torque:	4.74 LB-FT
Temp. Rise @ Rated Load:	50 C	Locked-Rotor Torque:	6.03 LB-FT
Temp. Rise @ S.F. Load:	56 C	Starting Current:	53.2 Amps

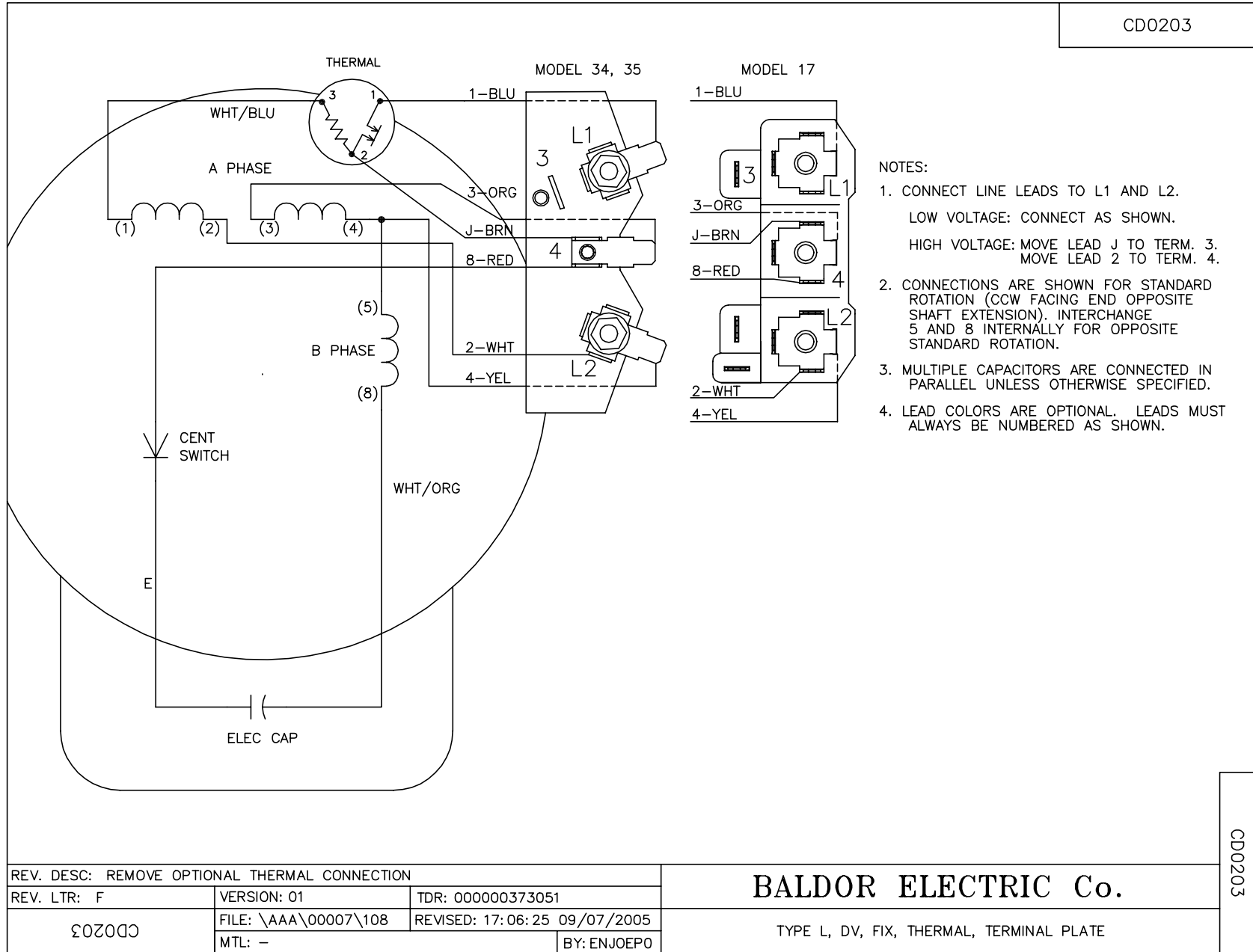
Load Characteristics							
% of Rated Load	25	50	75	100	125	150	S.F.
Power Factor:	46.0	61.0	73.0	80.0	83.0	86.0	84.0
Efficiency:	47.5	63.8	67.7	69.1	72.4	70.3	72.0
Speed:	3570.0	3549.0	3525.0	3501.0	3474.0	3436.0	3466.0
Line Amperes:	5.8	6.51	7.63	8.94	10.2	12.1	10.6

Performance Graph at 230V, 60Hz, 1.5HP Typical performance - Not guaranteed values





CD0203



CD0203

REV. DESC: REMOVE OPTIONAL THERMAL CONNECTION		
REV. LTR: F	VERSION: 01	TDR: 000000373051
CD0203	FILE: \AAA\00007\108	REVISED: 17:06:25 09/07/2005
	MTL: -	BY: ENJOEPO

**BALDOR ELECTRIC Co.**

TYPE L, DV, FIX, THERMAL, TERMINAL PLATE